

Ergebnis

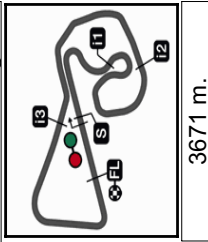
ADAC Junior Cup

2011

V4 GP Sachsenring

vom

15. - 17.07.2011

Computerised results and timing service provided by **TISSOT****Junior****eni MOTORRAD GRAND PRIX DEUTSCHLAND****Qualifying Practice Nr. 1****Best Partial Times***IT* Ideal Lap Time, sum of the best partial times *BT* Best Lap Time

Pos	T1		T2		T3		T4		Rider	Time	Pos	Rider	Time	IT	BT
	Rider	Time	Rider	Time	Rider	Time	Rider	Time							
1	M.MAURISCHAT	24.426	K.HEIDEL	26.697	C.STANGE	23.168	M.MAURISCHAT	26.540	1	M.MAURISCHAT	141.386	141.820	(2)		
2	M.FRITZSCH	24.445	M.MAURISCHAT	27.089	M.MAURISCHAT	23.331	C.STANGE	26.733	2	C.STANGE	141.540	141.917	(3)		
3	M.KAPPLER	24.471	C.STANGE	27.100	T.GRADINGER	23.543	K.HEIDEL	26.746	3	K.HEIDEL	141.631	141.732	(1)		
4	C.STANGE	24.539	M.FRITZSCH	27.117	K.HEIDEL	27.117	T.GRADINGER	26.815	4	T.GRADINGER	142.108	142.162	(4)		
5	A.MICHAIL	24.578	A.MICHAIL	27.135	A.MICHAIL	23.653	J.PUFFE	26.818	5	M.FRITZSCH	142.210	142.251	(5)		
6	K.HEIDEL	24.584	T.GRADINGER	27.160	D.GEBHARDT	23.819	M.FRITZSCH	26.827	6	A.MICHAIL	142.256	142.811	(7)		
7	T.GRADINGER	24.590	J.PUFFE	27.210	M.KAPPLER	23.821	A.MICHAIL	26.890	7	M.KAPPLER	142.758	142.804	(6)		
8	K.RENTZSCH	24.626	H.SOOMER	27.249	M.FRITZSCH	23.821	J.POSTMA	27.072	8	J.PUFFE	142.906	142.994	(8)		
9	J.POSTMA	24.696	M.KAPPLER	27.289	N.TIETZE	23.879	R.FISCHER	27.107	9	K.RENTZSCH	143.297	143.605	(9)		
10	M.GERSTACKER	24.710	C.ROSSI	27.349	A.PITTE	23.944	K.RENTZSCH	27.155	10	J.POSTMA	143.397	143.720	(11)		
11	R.FISCHER	24.749	D.GEBHARDT	27.373	J.POSTMA	24.012	M.KAPPLER	27.177	11	R.FISCHER	143.420	143.606	(10)		
12	A.PITTE	24.760	F.FRANKENBER	27.406	R.FISCHER	24.033	M.GERSTACKER	27.182	12	M.GERSTACKER	143.534	143.887	(12)		
13	C.GEISSLER	24.770	K.ROFNER	27.413	K.RENTZSCH	24.038	A.PITTE	27.242	13	A.PITTE	143.550	144.272	(15)		
14	N.TIETZE	24.819	M.GERSTACKER	27.431	J.PUFFE	24.054	N.THIER	27.291	14	D.GEBHARDT	143.575	144.810	(19)		
15	J.PUFFE	24.824	K.RENTZSCH	27.478	K.ZENTNER	24.105	D.GEBHARDT	27.303	15	N.TIETZE	143.775	143.945	(13)		
16	K.ROFNER	24.949	R.FISCHER	27.531	C.GEISSLER	24.175	H.SOOMER	27.319	16	H.SOOMER	143.867	144.161	(14)		
17	K.ZENTNER	25.039	S.BRÜCKNER	27.562	N.THIER	24.201	N.TIETZE	27.323	17	C.GEISSLER	143.961	144.282	(16)		
18	C.ROSSI	25.043	A.PITTE	27.604	M.GERSTACKER	24.211	C.GEISSLER	27.396	18	C.ROSSI	144.083	144.919	(21)		
19	D.GEBHARDT	25.080	J.POSTMA	27.617	H.SOOMER	24.219	K.ROFNER	27.421	19	K.ROFNER	144.135	144.766	(18)		
20	H.SOOMER	25.080	C.GEISSLER	27.620	W.GRUNINGER	24.257	C.ROSSI	27.425	20	N.THIER	144.618	144.871	(20)		
21	E.PIIRISALU	25.128	E.PIIRISALU	27.636	C.ROSSI	24.266	W.GRUNINGER	27.456	21	F.FRANKENBE	144.669	144.669	(17)		
22	N.THIER	25.150	G.NODERER	27.745	M.LEONHARDT	24.268	F.FRANKENBER	27.508	22	K.ZENTNER	144.782	144.970	(22)		
23	S.BRÜCKNER	25.233	N.TIETZE	27.754	E.PIIRISALU	24.329	S.STEIBL	27.530	23	E.PIIRISALU	144.926	145.044	(23)		
24	T.THURMAYER	25.288	T.THURMAYER	27.815	K.ROFNER	24.352	T.THURMAYER	27.665	24	S.BRÜCKNER	145.095	145.523	(24)		

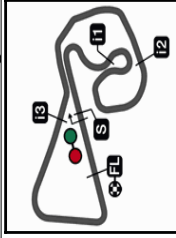
These data/results cannot be reproduced, stored and/or transmitted in whole or in part by any manner of electronic, mechanical, photocopying, recording, broadcasting or otherwise now known or hereinafter developed without the previous express consent by the copyright owner, except for reproduction in daily press and regular printed publications on sale to the public within 60 days of the event related to those data/results and always provided that copyright symbol appears together as follows below.

© DORNA, 2011

Official MotoGP Timing by **TISSOT**

www.motogp.com





3671 m.

Computerised results and timing service provided by **TISSOT****Junior****eni MOTORRAD GRAND PRIX DEUTSCHLAND****Qualifying Practice Nr. 1****Best Partial Times***IT* Ideal Lap Time, sum of the best partial times *BT* Best Lap Time

Pos	Rider	T1				T2				T3				T4				Pos	Rider	Time	IT	BT
		Time	Rider	Time	Rider	Time	Rider	Time	Rider	Time	Rider	Time	Rider	Time	Rider							
25	F.FRANKENBER	25.293	S.STEIBL	27.874	S.STEIBL	24.440	K.ZENTNER	27.752	W.GRUNINGE	145.218	145.746	(27)										
26	G.NODERER	25.361	K.ZENTNER	27.886	F.FRANKENBER	24.462	D.FUHRMANN	27.755	S.STEIBL	145.388	145.719	(26)										
27	J.SCHMIDT	25.375	D.FUHRMANN	27.939	D.FUHRMANN	24.482	S.BRÜCKNER	27.763	T.THURMAYE	145.409	145.642	(25)										
28	T.GUENTHER	25.479	N.THIER	27.976	S.BRÜCKNER	24.537	E.PIIRSALU	27.833	G.NODERER	145.662	145.897	(28)										
29	W.GRUNINGER	25.481	W.GRUNINGER	28.024	T.THURMAYER	24.641	G.NODERER	27.892	D.FUHRMANN	145.823	146.448	(29)										
30	L.ZIESING	25.497	T.GUENTHER	28.112	G.NODERER	24.664	D.HILZENDEGEN	27.921	J.SCHMIDT	146.293	146.969	(31)										
31	S.STEIBL	25.544	L.ZIESING	28.164	J.SCHMIDT	24.810	J.SCHMIDT	27.932	M.LEONHARD	146.295	146.551	(30)										
32	M.KÖRNER	25.553	J.SCHMIDT	28.176	L.ZIESING	24.983	M.LEONHARDT	28.000	L.ZIESING	146.803	147.171	(32)										
33	D.FUHRMANN	25.647	M.KÖRNER	28.276	N.KASTENHOLZ	25.158	N.KASTENHOLZ	28.038	T.GUENTHER	147.194	147.205	(33)										
34	D.HILZENDEGEN	25.718	M.LEONHARDT	28.281	F.NEUBAUER	25.170	T.GUENTHER	28.141	D.HILZENDEG	147.231	147.377	(34)										
35	M.LEONHARDT	25.746	D.HILZENDEGEN	28.359	D.HILZENDEGEN	25.233	L.ZIESING	28.159	M.KÖRNER	147.530	148.406	(35)										
36	N.WAGNER	25.857	N.KASTENHOLZ	28.618	K.SCHWARTZ	25.292	F.NEUBAUER	28.176	N.KASTENHOL	147.710	148.567	(36)										
37	N.KASTENHOLZ	25.896	J.BLIN	28.936	M.KÖRNER	25.410	M.KÖRNER	28.291	F.NEUBAUER	148.623	148.637	(37)										
38	J.BLIN	25.923	F.NEUBAUER	28.962	T.GUENTHER	25.462	J.BLIN	28.655	J.BLIN	149.013	149.739	(38)										
39	F.NEUBAUER	26.315	N.WAGNER	28.980	J.BLIN	25.499	K.SCHWARTZ	29.017	N.WAGNER	150.269	150.941	(39)										
40	R.NEUBAUER	26.937	R.NEUBAUER	29.234	R.NEUBAUER	25.757	N.WAGNER	29.325	K.SCHWARTZ	151.259	151.887	(40)										
41	K.SCHWARTZ	27.321	K.SCHWARTZ	29.629	N.WAGNER	26.107	R.NEUBAUER	29.554	R.NEUBAUER	151.482	152.158	(41)										
42	C.BEINLICH	27.460	C.BEINLICH	30.074	C.BEINLICH	27.244	C.BEINLICH	30.265	C.BEINLICH	155.043	156.268	(42)										

These data/results cannot be reproduced, stored and/or transmitted in whole or in part by any manner of electronic, mechanical, photocopying, recording, broadcasting or otherwise now known or herein after developed without the previous express consent by the copyright owner, except for reproduction in daily press and regular printed publications on sale to the public within 60 days of the event related to those data/results and always provided that copyright symbol appears together as follows below.

© DORNA, 2011

Official MotoGP Timing by **TISSOT**

www.motogp.com



Qualifying Practice Nr. 1

Junior

Lap	Lap Time	T1	T2	T3	T4	Speed	Lap	Lap Time	T1	T2	T3	T4	Speed
5	1'49.005	26.605	28.547	25.292	28.561	146.4	11	1'48.406	25.782	28.737	25.596	28.291	149.8
6	1'48.199	25.856	28.580	25.399	28.364	149.0	12	1'48.879	25.553	28.278	26.133	28.915	146.9
7	1'47.899	25.749	28.367	25.267	28.516	146.2	13	1'49.066	25.718	28.276	25.952	29.120	147.5
8	1'47.975	26.019	28.343	25.044	28.569	145.0	14	1'48.855	26.148	28.305	25.410	28.992	145.4
9	1'48.694	25.778	28.920	25.426	28.570	146.6	15	1'48.635	25.936	28.420	25.532	28.747	145.0
10	1'48.051	25.813	28.292	25.119	28.827	146.5	16	1'48.588	25.826	28.855	25.426	28.481	149.9
11	1'49.043	25.828	28.382	26.394	28.439	146.4	36th 32 Nils KASTENHOLZ UK Retail Solutions R GER Runs=1 Total laps=16 Full laps=15						
12	1'48.657	25.760	28.784	25.639	28.474	146.6							
13	1'51.006	26.456	29.685	26.166	28.699	145.4	1	2'50.016	1'11.232	34.354	31.263	33.167	
14	1'48.989	25.919	28.841	25.765	28.464	146.0	2	1'56.240	27.880	30.833	26.943	30.584	150.5
15	1'48.043	26.155	28.746	24.983	28.159	146.4	3	1'53.561	27.388	30.275	26.206	29.692	148.8
16	1'47.171	25.497	28.164	25.274	28.236	148.5	4	1'53.252	26.477	30.054	27.333	29.388	153.6
17	1'48.360	25.608	28.741	25.453	28.558	148.0	5	1'51.542	27.378	29.712			143.4

33rd 5 Tom GUENTHER ADAC Sachsen e.V. GER		Runs=2	Total laps=15	Full laps=12		
1	3'18.292	1'31.632	37.086	33.352	36.222	
2	2'05.855	30.147	33.504	29.203	33.001	138.9
3	2'00.345	28.224	32.412	28.227	31.482	142.0
4	1'57.993	27.879	32.410	27.677	30.027	141.5
5	1'53.121	27.504	30.467	26.679	28.471	144.4
6	1'52.138	26.646	30.754	26.149	28.589	147.4
7	1'55.473	26.191	29.924	28.722	30.636	146.0
8	1'57.347	28.308	30.280	28.591	30.168	125.7
9	1'58.100 P	27.769	29.939	27.239	33.153	130.1
10	3'27.129	1'59.493	29.699	28.307	29.630	
11	1'50.689	27.668	29.192	25.688	28.141	135.7
12	1'48.245	25.999	28.436			146.7
13	1'48.575	25.584	28.193	25.509	29.289	151.7
14	1'47.205	25.479	28.112	25.462	28.152	149.5
15	1'48.118	25.609	28.793	25.470	28.246	147.9

34th 21 Dominik HILZENDE ADAC Pfalz e.V. GER		Runs=1	Total laps=16	Full laps=15		
1	2'58.782	1'23.332	34.770	29.240	31.440	
2	1'55.523	27.622	30.214	27.416	30.271	145.1
3	1'52.091	26.597	29.678	26.795	29.021	150.1
4	1'50.457	26.183	29.259	26.420	28.595	148.2
5	1'50.210	26.432	29.245	26.204	28.329	147.7
6	1'49.947	25.964	29.195	26.202	28.586	150.0
7	1'49.640	26.320	29.126	25.873	28.321	148.5
8	1'50.102	26.219	29.332	26.215	28.336	147.3
9	1'49.719	26.206	29.327	25.892	28.294	146.9
10	1'48.256	25.972	28.821	25.519	27.944	146.8
11	1'48.632	26.015	28.726	25.635	28.256	147.9
12	1'50.291	26.190	28.686	27.334	28.081	146.9
13	1'48.393	26.039	28.725	25.708	27.921	147.4
14	1'47.377	25.718	28.359	25.349	27.951	149.6
15	1'47.605	25.770	28.447	25.233	28.155	148.8
16	1'50.631	26.875	28.763	25.418	29.575	147.0

35th 15 Michelle KÖRNER ADAC Sachsen e.V. GER		Runs=2	Total laps=16	Full laps=13		
1	2'43.160	59.446	36.154	33.043	34.517	
2	2'00.049	28.291	31.535	27.962	32.261	144.5
3	1'56.179	26.984	30.456	27.396	31.343	147.1
4	1'54.041	27.433	30.048	26.551	30.009	148.6
5	1'53.215	26.335	30.099			150.0
6	1'56.678 P	26.682	29.657	26.722	33.617	147.4
7	2'58.514	1'32.236	30.007	27.210	29.061	
8	1'50.262	26.130	28.722	26.173	29.237	149.1
9	1'50.714	26.855	29.118	25.732	29.009	147.3
10	1'50.069	26.295	28.484	26.302	28.988	147.6

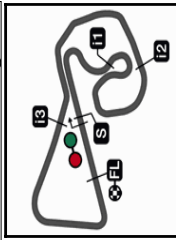
37th 33 Florian NEUBAUER ADAC Berlin Branden GER		Runs=2	Total laps=14	Full laps=11		
1	3'04.540	1'22.419	37.998	30.866	33.257	
2	1'58.948	29.305	31.483	27.691	30.469	144.3
3	1'54.018	27.354	30.427	26.741	29.496	146.9
4	1'53.929	27.523	30.319	26.991	29.096	145.7
5	1'53.626	27.215	29.712	27.095	29.604	144.1
6	1'54.038	27.068	29.935	26.951	30.084	147.6
7	1'56.702	28.039	31.209	27.950	29.504	144.4
8	1'56.477	28.180	30.990	26.546	30.761	147.6
9	1'50.781	26.780	29.112	25.679	29.210	146.7
10	1'51.489	27.206	29.527	25.826	28.930	143.7
11	1'51.070	27.116	29.247	25.874	28.833	144.1
12	1'57.592 P	26.723	28.962	26.966	34.941	144.7
13	4'13.240	2'48.498	30.064	26.170	28.508	
14	1'48.637	26.315	28.976	25.170	28.176	145.5

38th 2 Joscha Max BLIN ADAC e.V. GER		Runs=1	Total laps=16	Full laps=15		
1	3'03.789	1'23.029	36.560	30.758	33.442	
2	2'00.547	28.446	32.203			145.7
3	1'54.841	27.570	30.294	26.812	30.165	148.3
4	1'54.040	27.031	29.594	27.669	29.746	146.5
5	1'51.543	26.362	29.273	26.322	29.586	146.2
6	1'53.949	26.570	30.689	26.762	29.928	147.3
7	1'51.497	26.658	29.424	26.077	29.338	147.6
8	1'50.948	26.397	29.714	25.912	28.925	146.4
9	1'50.879	26.211	29.297	26.253	29.118	147.8
10	1'50.382	26.245	29.124	26.073	28.940	146.8
11	1'49.857	26.404	29.096	25.702	28.655	147.2
12	1'49.739	26.138	29.165	25.499	28.937	147.8
13	1'49.856	26.075	28.936	25.801	29.044	149.7
14	1'51.036	26.230	29.361	26.547	28.898	146.4
15	1'49.754	25.923	29.282	25.582	28.967	147.3
16	1'51.655	26.138	29.979	26.097	29.441	147.3

39th 21 Klaus HEIDEL ADAC Sachsen Leistu GER		Runs=1	Total laps=16	Full laps=15	
1	1'41.732	24.685	26.697	23.604	26.746

Fastest Lap: Klaus HEIDEL		ADAC Sachsen Leistu GER	1'41.732	24.685	26.697	23.604	26.746
----------------------------------	--	-------------------------	----------	--------	--------	--------	--------

DORNA DATA PROCESSING TIMING SERVICE DORNA DATA PROCESSING TIMING SERVICE DORNA DATA PROCESSING TIMING SERVICE DORNA DATA PROCESSING TIMING SERVICE DORNA DATA PROCESSING TIMING SERVICE DORNA DATA PROCESSING TIMING SERVICE DORNA DATA PROCESSING TIMING SERVICE DORNA DATA PROCCESSS



3671 m.

Computerised results and timing service provided by **TISSOT****Junior****eni MOTORRAD GRAND PRIX DEUTSCHLAND****Qualifying Practice Nr. 2****Best Partial Times***IT* Ideal Lap Time, sum of the best partial times*BT* Best Lap Time

Pos	T1		T2		T3		T4		Time	Rider	Pos	Rider	IT	BT
	Time	Rider	Time	Rider	Time	Rider	Time	Rider						
1	M.KAPPLER	24.134	K.HEIDEL	26.548	M.MAURISCHAT	23.279	K.HEIDEL	26.558	1	K.HEIDEL	140.645	140.732	(1)	
2	K.HEIDEL	24.148	M.KAPPLER	26.747	K.HEIDEL	23.391	T.GRADINGER	26.669	2	M.MAURISCHAT	140.953	141.029	(2)	
3	M.MAURISCHAT	24.191	M.MAURISCHAT	26.766	T.GRADINGER	23.479	M.MAURISCHAT	26.717	3	M.KAPPLER	141.561	141.867	(3)	
4	A.MICHAIL	24.304	C.STANGE	27.024	J.PUFFE	23.490	A.MICHAIL	26.893	4	T.GRADINGER	141.642	142.188	(4)	
5	T.GRADINGER	24.316	J.PUFFE	27.044	M.KAPPLER	23.652	C.STANGE	26.904	5	C.STANGE	142.114	142.433	(7)	
6	M.FRITZSCH	24.426	F.FRANKENBER	27.069	C.STANGE	23.660	A.PITTE	26.955	6	J.PUFFE	142.156	142.302	(5)	
7	K.ZENTNER	24.442	A.PITTE	27.161	N.TIETZE	23.663	K.ZENTNER	27.008	7	A.MICHAIL	142.164	142.412	(6)	
8	N.TIETZE	24.446	K.ROFNER	27.164	K.ZENTNER	23.693	M.KAPPLER	27.028	8	K.ZENTNER	142.360	143.301	(13)	
9	R.FISCHER	24.447	T.GRADINGER	27.178	A.MICHAIL	23.733	R.FISCHER	27.042	9	N.TIETZE	142.395	142.446	(8)	
10	C.STANGE	24.526	M.FRITZSCH	27.180	W.GRUNINGER	23.748	M.FRITZSCH	27.058	10	R.FISCHER	142.577	142.907	(9)	
11	K.RENTZSCH	24.540	R.FISCHER	27.215	D.GEBHARDT	23.751	N.TIETZE	27.065	11	A.PITTE	142.578	143.265	(12)	
12	J.PUFFE	24.550	K.ZENTNER	27.217	K.ROFNER	23.791	J.PUFFE	27.072	12	M.FRITZSCH	142.722	142.961	(10)	
13	M.GERSTACKER	24.558	N.TIETZE	27.221	A.PITTE	23.793	K.RENTZSCH	27.076	13	K.RENTZSCH	142.834	143.048	(11)	
14	K.ROFNER	24.617	A.MICHAIL	27.234	R.FISCHER	23.873	F.FRANKENBER	27.184	14	K.ROFNER	143.056	143.453	(14)	
15	J.POSTMA	24.666	M.GERSTACKER	27.259	H.SOOMER	23.905	C.ROSSI	27.195	15	F.FRANKENBE	143.142	143.694	(17)	
16	F.FRANKENBER	24.668	K.RENTZSCH	27.259	T.THURMAYER	23.957	H.SOOMER	27.199	16	C.ROSSI	143.224	143.582	(15)	
17	A.PITTE	24.669	C.ROSSI	27.293	K.RENTZSCH	23.959	M.GERSTACKER	27.299	17	H.SOOMER	143.395	143.696	(18)	
18	C.ROSSI	24.698	E.PIIRSALU	27.454	E.PIIRSALU	23.997	J.POSTMA	27.315	18	M.GERSTACK	143.472	143.672	(16)	
19	H.SOOMER	24.780	T.THURMAYER	27.466	N.THIER	24.012	N.THIER	27.354	19	D.GEBHARDT	143.543	143.773	(19)	
20	N.THIER	24.836	D.GEBHARDT	27.481	C.BEINLICH	24.022	D.GEBHARDT	27.421	20	E.PIIRSALU	143.734	144.602	(22)	
21	E.PIIRSALU	24.836	H.SOOMER	27.511	C.ROSSI	24.038	T.THURMAYER	27.429	21	J.POSTMA	143.786	144.323	(20)	
22	D.GEBHARDT	24.890	S.BRÜCKNER	27.556	M.FRITZSCH	24.058	E.PIIRSALU	27.447	22	N.THIER	144.123	144.705	(24)	
23	C.BEINLICH	25.144	C.BEINLICH	27.602	J.POSTMA	24.128	W.GRUNINGER	27.483	23	T.THURMAYE	144.129	144.559	(21)	
24	G.NODERER	25.166	J.POSTMA	27.677	D.FUHRMANN	24.135	K.ROFNER	27.484	24	C.BEINLICH	144.288	144.667	(23)	

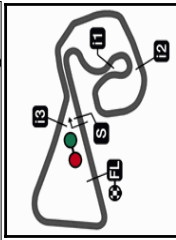
This data/results cannot be reproduced, stored and/or transmitted in whole or in part by any manner of electronic, mechanical, photocopying, recording, broadcasting or otherwise now known or hereinafter developed without the previous express consent by the copyright owner, except for reproduction in daily press and regular printed publications on sale to the public within 60 days of the event related to those data/results and always provided that copyright symbol appears together as follows below.

© DORNA, 2011

Official MotoGP Timing by **TISSOT**

www.motogp.com





3671 m.

Computerised results and timing service provided by **TISSOT****Junior****eni MOTORRAD GRAND PRIX DEUTSCHLAND****Qualifying Practice Nr. 2****Best Partial Times***IT* Ideal Lap Time, sum of the best partial times *BT* Best Lap Time

Pos	Rider	T1				T2				T3				T4				IT	BT
		Time	Rider	Time	Rider	Time	Rider	Time	Rider	Time	Rider	Time	Rider	Time	Rider	Time	Rider		
25	S.BRÜCKNER	25.196	G.NODERER	27.731	F.FRANKENBER	24.221	C.BEINLICH	27.520	W.GRUNINGE	1'44.449	1'45.140	(25)							
26	W.GRUNINGER	25.269	D.HILZENDEGEN	27.874	S.BRÜCKNER	24.267	C.GEISSLER	27.583	S.BRÜCKNER	1'44.908	1'45.194	(26)							
27	T.THURMAYER	25.277	S.STEIBL	27.888	M.LEONHARDT	24.273	G.NODERER	27.656	G.NODERER	1'45.068	1'45.447	(28)							
28	D.HILZENDEGEN	25.304	N.THIER	27.921	M.GERSTACKER	24.356	D.FUHRMANN	27.657	D.FUHRMANN	1'45.326	1'46.009	(30)							
29	C.GEISSLER	25.346	C.GEISSLER	27.946	S.STEIBL	24.386	S.STEIBL	27.710	S.STEIBL	1'45.392	1'45.846	(29)							
30	S.STEIBL	25.408	W.GRUNINGER	27.949	G.NODERER	24.515	S.BRÜCKNER	27.889	C.GEISSLER	1'45.433	1'45.433	(27)							
31	D.FUHRMANN	25.416	M.KÖRNER	28.115	C.GEISSLER	24.558	M.LEONHARDT	27.985	M.LEONHARDT	1'46.161	1'46.161	(31)							
32	M.KÖRNER	25.458	D.FUHRMANN	28.118	F.NEUBAUER	24.652	D.HILZENDEGEN	27.987	M.LEONHARD	1'46.313	1'46.668	(32)							
33	L.ZIESING	25.554	L.ZIESING	28.439	L.ZIESING	24.935	N.KASTENHOLZ	28.009	L.ZIESING	1'47.134	1'48.098	(34)							
34	M.LEONHARDT	25.592	M.LEONHARDT	28.463	D.HILZENDEGEN	24.996	T.GUENTHER	28.107	M.KÖRNER	1'47.581	1'47.792	(33)							
35	J.BLIN	25.612	N.WAGNER	28.624	N.KASTENHOLZ	25.091	L.ZIESING	28.206	N.KASTENHOL	1'47.744	1'48.305	(35)							
36	N.WAGNER	25.950	J.BLIN	28.633	K.SCHWARTZ	25.360	J.BLIN	28.349	J.BLIN	1'48.103	1'48.957	(37)							
37	N.KASTENHOLZ	26.011	N.KASTENHOLZ	28.633	M.KÖRNER	25.487	M.KÖRNER	28.521	T.GUENTHER	1'48.528	1'48.744	(36)							
38	T.GUENTHER	26.114	T.GUENTHER	28.729	J.BLIN	25.509	N.WAGNER	28.530	N.WAGNER	1'48.675	1'49.051	(38)							
39	F.NEUBAUER	26.414	F.NEUBAUER	29.113	N.WAGNER	25.571	F.NEUBAUER	28.681	F.NEUBAUER	1'48.860	1'50.486	(39)							
40	R.NEUBAUER	26.861	K.SCHWARTZ	29.187	T.GUENTHER	25.578	K.SCHWARTZ	29.271	K.SCHWARTZ	1'51.110	1'51.795	(40)							
41	K.SCHWARTZ	27.292	R.NEUBAUER	29.346	R.NEUBAUER	25.878	R.NEUBAUER	29.611	R.NEUBAUER	1'51.696	1'52.798	(41)							

These data/results cannot be reproduced, stored and/or transmitted in whole or in part by any manner of electronic, mechanical, photocopying, recording, broadcasting or otherwise now known or herein after developed without the previous express consent by the copyright owner, except for reproduction in daily press and regular printed publications on sale to the public within 60 days of the event related to those data/results and always provided that copyright symbol appears together as follows below.

© DORNA, 2011

Official MotoGP Timing by **TISSOT**

www.motogp.com



Qualifying Practice Nr. 2

Junior

Lap	Lap Time	T1	T2	T3	T4	Speed	Lap	Lap Time	T1	T2	T3	T4	Speed		
7	1'45.480	24.732	27.831	25.186	27.731	154.2	12	1'49.083	26.844	28.707	26.076	27.456			
8	1'45.492	25.078	27.889	24.965	27.560	153.9	13	1'46.677	25.308	28.633	24.939	27.797			
9	1'44.177	24.797	27.791	24.226	27.363	154.9	14	1'43.348	24.675	27.314	24.090	27.269			
10	1'43.578	24.668	27.326	24.029	27.555	155.2	unfinished						24.743	153.8	
11	1'44.431	24.373	27.581	24.533	27.944	157.4	10th 6 Max FRITZSCH ADAC Sachsen Leistu GER						Runs=1	Total laps=8	Full laps=6
12	1'43.889	24.660	27.405	24.502	27.322		1	1'56.064	30.312	29.708	27.168	28.876			
13	1'42.812	24.371	27.234	24.314	26.893		2	1'45.413	25.007	28.296	24.465	27.645	151.7		
14	1'42.412	24.397	27.266	23.733	27.016		3	1'44.040	24.946	27.816	24.126	27.152	147.6		
15	1'42.839	24.350	27.587	23.882	27.020	156.3	4	1'43.962	25.134	27.629	24.083	27.116	147.4		
16	1'43.835	24.334	28.119	24.404	26.978	159.2	5	1'43.026	24.557	27.340	24.071	27.058	150.8		
17	1'43.116	24.304	27.632	24.176	27.004	157.3	6	1'42.961	24.600	27.181	24.058	27.122	149.4		
7th 1 Christian STANGE ADAC Racing Team A GER							11th 24 Kevin RENTZSCH ADAC Racing Team A GER								
Runs=2 Total laps=15 Full laps=11							Runs=2 Total laps=17 Full laps=14								
1	2'51.807	1'24.787	30.937	27.083	29.000		7	1'43.046	24.548	27.180	24.213	27.105	149.0		
2	1'46.046	25.379	28.470	24.608	27.589	149.9	unfinished						24.426	149.5	
3	1'45.339	25.452	27.832	24.554	27.501	150.4	11th 24 Kevin RENTZSCH ADAC Racing Team A GER						Runs=2	Total laps=17	Full laps=14
4	1'43.116	25.142	27.111	23.807	27.056	150.4	1	2'08.274	45.981	28.775	25.525	27.993			
5	1'42.947	24.642	27.073	23.873	27.359	151.9	2	1'45.141	25.329	27.754	24.559	27.499	152.5		
6	1'43.680	24.568	27.024	23.977	28.111	154.2	3	1'45.442	25.617	27.899	24.518	27.408	151.4		
7	1'42.433	24.722	27.147	23.660	26.904	152.0	4	2'12.311	44.452	30.184	25.884	31.791	150.8		
8	1'52.518	26.849	27.920	25.265	32.484	152.0	5	3'00.737	1'41.030	28.007	24.295	27.405			
9	4'02.815	2'42.267	29.059	24.438	27.051		6	1'44.248	24.798	27.721	24.462	27.267	152.0		
10	2'03.204	43.053	28.020	23.920	28.211	154.4	7	1'43.809	24.728	27.650	24.270	27.161	150.5		
11	1'51.550	33.181	27.498	23.840	27.031		8	1'43.967	24.540	27.862	24.412	27.153	151.4		
12	1'44.044	24.897	27.809	24.148	27.190		9	1'44.177	24.840	27.520	24.346	27.471	154.4		
13	1'43.058	24.526	27.411	23.985	27.136	155.3	10	1'43.983	24.742	27.512	24.097	27.632	151.0		
14	1'46.548	27.920	27.372	24.022	27.234	150.7	11	1'43.126	24.707	27.323	23.959	27.137			
unfinished							24.777	151.1	12th 53 Adrien PITTET TKR Junior Team SWI						
8th 10 Nico TIETZE ADAC Racing Team A GER							Runs=1 Total laps=10 Full laps=9								
Runs=2 Total laps=17 Full laps=14							Runs=1 Total laps=10 Full laps=9								
1	2'18.401	53.460	30.542	25.502	28.897		1	14'36.319	13'14.981	28.962	24.818	27.558			
2	1'47.779	26.031	28.976	24.522	28.250	154.9	2	1'43.572	24.784	27.508	23.832	27.448	154.6		
3	1'45.929	25.343	28.437	24.269	27.880	153.7	3	1'43.862	24.669	27.565	23.901	27.727	155.0		
4	1'45.164	25.711	27.984	24.111	27.358	153.0	4	1'45.996	25.046	28.333	24.928	27.689	151.5		
5	1'45.423	25.247	28.294	24.204	27.678	155.2	5	1'45.048	25.660	27.455	24.383	27.550			
6	1'49.303	25.206	28.122	24.246	31.729	153.8	6	1'47.604	25.252	27.897	25.071	29.384			
7	2'38.637	1'17.827	28.088	25.091	27.631		7	1'43.265	25.278	27.161	23.871	26.955			
8	1'44.687	25.039	28.002	24.162	27.484	151.7	8	1'43.429	24.742	27.444	23.793	27.450	153.8		
9	1'44.138	25.010	27.829	23.992	27.307	151.9	9	1'45.291	25.117	27.613	23.971	28.590	149.5		
10	1'44.001	24.941	27.665	24.024	27.371	151.7	10	1'45.398	24.892	28.493	24.652	27.361	151.4		
11	1'45.245	24.813	27.459	24.747	28.226	152.3	13th 22 Kai ZENTNER ADAC Nordbayern e. GER								
12	1'44.340	25.204	27.551	24.087	27.498		Runs=1 Total laps=17 Full laps=16								
13	1'43.727	24.853	27.478	24.117	27.279		1	2'18.102	53.894	30.204	25.485	28.519			
14	1'43.463	24.681	27.441	24.269	27.072	153.4	2	1'45.426	25.021	28.134	24.568	27.703	153.5		
15	1'42.548	24.544	27.255	23.663	27.086	154.1	3	1'45.725	24.992	28.200	24.700	27.833	154.7		
16	1'42.446	24.446	27.221	23.695	27.084	154.1	4	1'44.718	25.105	27.685	24.407	27.521	153.3		
17	1'42.584	24.511	27.282	23.726	27.065	154.3	5	1'44.771	24.894	27.728	24.397	27.752	153.1		
9th 59 Roman FISCHER TKR Junior Team SWI							Runs=1 Total laps=15 Full laps=13								
Runs=1 Total laps=15 Full laps=13							Runs=1 Total laps=15 Full laps=13								
1	2'04.314	38.406	30.825	26.072	29.011		6	1'45.895	24.828	27.832	25.376	27.859	154.5		
2	1'46.886	25.773	28.298	24.609	28.206	150.1	7	1'45.575	25.244	27.866	24.463	28.002	152.0		
3	1'45.122	25.490	27.745	24.403	27.484	149.6	8	1'45.936	25.243	28.627	24.385	27.681	151.0		
4	1'44.402	24.928	27.691	24.350	27.433	152.2	9	1'43.499	24.571	27.485	24.023	27.420	155.5		
5	1'43.812	24.840	27.521	24.191	27.260	152.7	10	1'43.301	24.442	27.398	23.693	27.768	154.8		
6	1'43.468	24.728	27.434	24.155	27.151	153.0	11	1'46.765	25.128	29.378	24.683	27.576	151.1		
7	1'42.907	24.582	27.215	24.045	27.065	152.6	12	1'44.937	25.286	27.607	24.304	27.740			
8	1'43.347	24.454	27.682	24.169	27.042	154.4	Fastest Lap: Klaus HEIDEL ADAC Sachsen Leistu GER 1'40.732 24.148 26.548 23.478 26.558								
9	1'43.759	24.447	27.258	24.348	27.706	159.1	DORNA DATA PROCESSING TIMING SERVICE DORNA DATA PROCESSING TIMING SERVICE DORNA DATA PROCESSING TIMING SERVICE DORNA DATA PROCESSING TIMING SERVICE DORNA DATA PROCESSING TIMING SERVICE DORNA DATA PROCESSING TIMING SERVICE DORNA DATA PROCESSING TIMING SERVICE DORNA DATA PROCESSING TIMING SERVICE DORNA DATA PROCESSING TIMING SERVICE DORNA DATA PROCCEESSES								
10	1'44.136	24.951	27.444	24.153	27.588	154.4									
11	1'44.124	24.996	27.329	23.873	27.926	155.3									

Fastest Lap: Klaus HEIDEL ADAC Sachsen Leistu GER 1'40.732 24.148 26.548 23.478 26.558

DORNA DATA PROCESSING TIMING SERVICE DORNA DATA PROCESSING TIMING SERVICE DORNA DATA PROCESSING TIMING SERVICE DORNA DATA PROCESSING TIMING SERVICE DORNA DATA PROCESSING TIMING SERVICE DORNA DATA PROCESSING TIMING SERVICE DORNA DATA PROCESSING TIMING SERVICE DORNA DATA PROCESSING TIMING SERVICE DORNA DATA PROCCEESSES

Qualifying Practice Nr. 2

Junior

Lap	Lap Time	T1	T2	T3	T4	Speed	Lap	Lap Time	T1	T2	T3	T4	Speed
13	1'45.111	25.106	28.062	24.348	27.595		15	1'44.262	24.637	27.646	24.556	27.423	155.3
14	1'44.182	24.857	27.689	24.053	27.583		16	1'44.159	24.558	27.672	24.400	27.529	158.4
15	1'44.340	25.162	27.814	24.356	27.008	151.6	17	1'43.878	24.717	27.472	24.381	27.308	156.4
16	1'43.574	24.928	27.217	23.700	27.729	157.0	18	1'44.134	24.661	27.391	24.372	27.710	155.0
17	1'45.671	25.486	28.469	24.185	27.531	150.3							

14th 55 Kevin ROFNER AUT
Runs=1 Total laps=17 Full laps=16

1	2'12.634	47.055	30.454	26.286	28.839	
2	1'48.027	25.761	28.568	25.449	28.249	149.7
3	1'45.766	25.209	27.722	24.966	27.869	148.8
4	1'46.236	25.488	27.660	25.053	28.035	149.0
5	1'45.899	25.032	27.664	25.070	28.133	149.5
6	1'46.639	25.151	27.771	25.894	27.823	149.5
7	1'45.650	24.937	27.705	24.493	28.515	151.6
8	1'45.839	24.829	28.597	24.637	27.776	152.1
9	1'43.453	24.663	27.424	23.791	27.575	153.7
10	1'44.041	24.617	27.507	23.889	28.028	155.0
11	1'45.856	25.082	28.366	24.638	27.770	152.2
12	1'45.167	25.120	27.625	24.586	27.836	
13	1'45.717	25.050	27.844	24.881	27.942	
14	1'44.426	25.086	27.402	24.433	27.505	
15	1'43.677	24.733	27.164	24.296	27.484	152.8
16	1'43.960	24.711	27.349	24.068	27.832	151.9
17	1'45.269	24.971	28.306	24.495	27.497	154.2

17th 9 Fabio FRANKENBE ADAC Team Nordbay GER
Runs=2 Total laps=16 Full laps=12

1	2'07.072	41.587	30.170	26.047	29.268	
2	1'46.705	25.936	28.261	25.005	27.503	145.8
3	1'45.397	25.570	27.699	24.629	27.499	149.0
4	1'46.583	25.735	27.819	25.060	27.969	150.9
5	1'46.063	25.695	27.912	24.774	27.682	146.6
6	1'48.820 P	25.519	27.994	25.207	30.100	150.1
7	2'50.152	1'29.452	28.055	25.201	27.444	
8	1'44.608	25.172	27.915	24.291	27.230	152.0
9	1'44.314	25.177	27.732	24.221	27.184	149.2
10	1'44.354	25.001	27.673	24.328	27.352	151.8
11	1'44.743	24.778	27.286	24.500	28.179	150.0
12	1'45.375	25.279	27.715	24.933	27.448	
13	1'43.694	24.907	27.069	24.291	27.427	
14	1'44.471	24.668	27.332	24.605	27.866	151.9
15	1'44.652	25.154	27.228	24.682	27.588	148.6
16	1'48.367 P	25.182	28.872	25.382	28.931	149.1

15th 51 Colin ROSSI SWI
Runs=1 Total laps=18 Full laps=17

1	2'00.979	34.997	30.936	26.557	28.489	
2	1'47.772	25.885	28.736	25.128	28.023	151.0
3	1'45.197	25.394	27.723	24.347	27.733	150.2
4	1'44.693	25.362	27.642	24.111	27.578	150.9
5	1'43.923	25.072	27.514	24.135	27.202	153.0
6	1'43.827	24.868	27.440	24.149	27.370	154.7
7	1'43.582	24.798	27.385	24.203	27.196	154.5
8	1'44.033	24.760	27.657	24.421	27.195	153.6
9	1'44.103	24.973	27.464	24.038	27.628	155.1
10	1'44.303	25.469	27.438	24.061	27.335	154.4
11	1'43.758	24.968	27.306	24.258	27.226	155.8
12	1'47.164	26.093	27.827	24.762	28.482	
13	1'45.201	25.081	27.760	24.957	27.403	
14	1'43.986	24.971	27.315	24.225	27.475	
15	1'44.295	24.871	27.397	24.581	27.446	156.1
16	1'44.141	24.698	27.654	24.236	27.553	155.2
17	1'43.908	24.797	27.293	24.418	27.400	155.4
18	1'44.022	24.833	27.363	24.193	27.633	154.0

18th 50 Hannes SOOMER PZ Motorsport EST
Runs=1 Total laps=17 Full laps=16

1	2'17.411	49.079	32.181	26.732	29.419	
2	1'48.062	26.739	28.788	24.773	27.762	146.4
3	1'46.810	25.848	28.263	24.584	28.115	147.5
4	1'45.991	26.299	28.378	23.905	27.409	152.2
5	1'45.357	25.030	28.272	24.649	27.406	152.6
6	1'44.965	24.990	27.511	24.422	28.042	151.2
7	1'45.614	25.137	28.209	24.544	27.724	149.9
8	1'45.023	25.018	28.251	24.359	27.395	150.3
9	1'45.119	25.269	27.793	24.520	27.537	148.9
10	1'44.620	25.332	27.597	24.203	27.488	149.2
11	1'46.086	25.282	27.680	25.359	27.765	149.8
12	1'45.256	25.458	28.389	24.210	27.199	
13	1'45.961	25.540	27.939	25.071	27.411	
14	1'43.696	24.780	27.533	24.034	27.349	
15	1'45.225	25.130	27.581	24.620	27.894	149.6
16	1'44.875	25.116	27.536	24.330	27.893	148.9
17	1'45.106	25.680	27.680	24.301	27.445	145.5

16th 8 Michael GERSTACK ADAC Team Nordbay GER
Runs=1 Total laps=18 Full laps=17

1	2'00.323	36.240	30.204	25.577	28.302	
2	1'45.742	25.409	28.092	24.613	27.628	153.3
3	1'44.359	24.932	27.641	24.455	27.331	154.2
4	1'44.042	24.903	27.408	24.420	27.311	153.5
5	1'44.241	24.883	27.393	24.506	27.459	154.5
6	1'44.250	24.802	27.454	24.487	27.507	154.0
7	1'44.528	24.836	27.573	24.573	27.546	154.4
8	1'45.443	24.814	27.730	24.469	28.430	154.3
9	1'44.773	24.958	27.464	24.741	27.610	152.5
10	1'44.066	25.034	27.273	24.460	27.299	155.3
11	1'43.672	24.585	27.291	24.405	27.391	155.3
12	1'48.415	27.888	28.690	24.356	27.481	
13	1'44.480	24.728	27.690	24.588	27.474	
14	1'43.961	24.867	27.259	24.405	27.430	

19th 31 Daniel GEBHARDT ADAC Team Nordbay GER
Runs=1 Total laps=17 Full laps=16

1	2'48.565	1'22.489	31.240	26.286	28.550	
2	1'50.315	26.271	28.791	26.193	29.060	151.9
3	1'45.581	25.266	28.243	24.223	27.849	157.5
4	1'46.347	25.514	28.508	24.355	27.970	155.2
5	1'45.762	25.563	27.979	24.296	27.924	153.2
6	1'45.750	25.412	28.155	24.637	27.546	153.7
7	1'45.227	25.372	28.192	24.150	27.513	153.7
8	1'45.584	25.017	27.898	24.477	28.192	154.6
9	1'44.688	25.231	28.055	23.917	27.485	153.4
10	1'44.615	25.273	27.874	23.879	27.589	153.4
11	1'44.825	25.336	27.827	24.121	27.541	152.4
12	1'45.250	25.126	28.157	24.139	27.828	
13	1'43.773	25.120	27.481	23.751	27.421	
14	1'44.373	25.096	27.743	23.887	27.647	153.8
15	1'44.421	25.128	27.817	23.785	27.691	153.4
16	1'46.920	25.175	29.233	24.947	27.565	154.7
17	1'44.125	24.890	27.834	23.928	27.473	153.3

Fastest Lap: Klaus HEIDEL ADAC Sachsen Leistu GER 1'40.732 24.148 26.548 23.478 26.558

DORNA DATA PROCESSING TIMING SERVICE DORNA DATA PROCESSING TIMING SERVICE DORNA DATA PROCESSING TIMING SERVICE DORNA DATA PROCESSING TIMING SERVICE DORNA DATA PROCESSING TIMING SERVICE DORNA DATA PROCESSING TIMING SERVICE DORNA DATA PROCESSING TIMING SERVICE DORNA DATA PROCCESSS

Qualifying Practice Nr. 2

Junior

Lap	Lap Time	T1	T2	T3	T4	Speed	Lap	Lap Time	T1	T2	T3	T4	Speed
20th 60 Johan POSTMA NED							1	5'10.387	3'39.957	31.335	28.235	30.860	
Runs=1 Total laps=17 Full laps=16							2	1'55.556	28.686	29.612	27.188	30.070	123.6
1	2'01.754	31.801	31.718	27.459	30.776		3	2'06.865 P	30.045	32.013	30.510	34.297	124.6
2	1'47.448	25.849	28.628	24.584	28.387	150.2	4	3'49.085	2'25.545	29.934	25.510	28.096	
3	1'45.056	25.269	28.084	24.128	27.575	152.2	5	1'47.125	25.856	28.441	24.929	27.899	147.2
4	1'47.178	25.495	29.434	24.675	27.574	150.5	6	1'46.044	25.539	28.338	24.607	27.560	147.7
5	1'44.936	25.083	27.870	24.428	27.555	149.7	7	1'45.234	25.505	27.704	24.022	28.003	148.6
6	1'45.381	25.022	28.124	24.595	27.640	149.2	8	1'45.389	25.546	27.988	24.335	27.520	147.6
7	1'44.654	25.413	27.677	24.249	27.315	148.2	9	1'46.178	25.445	27.931	24.684	28.118	
8	1'44.823	24.900	27.948	24.241	27.734	153.0	10	1'44.667	25.309	27.602	24.115	27.641	
9	1'45.688	25.137	27.860	24.958	27.733	148.7	11	1'46.055	25.144	28.889	24.344	27.678	149.5
10	1'46.747	25.012	28.338	25.183	28.214	148.2	24th 12 Nicola THIER ADAC Südbaden e.V. GER						
11	1'58.055	26.146	37.944	26.188	27.777	152.0	Runs=1 Total laps=17 Full laps=16						
12	1'49.984	24.666	28.010	29.437	27.871		1	2'14.129	48.075	30.659	26.416	28.979	
13	1'55.179	25.018	35.343	26.656	28.162		2	1'48.398	26.295	29.170	24.882	28.051	152.1
14	1'46.088	25.174	29.184	24.304	27.426	152.9	3	1'46.593	25.476	28.512	24.840	27.765	151.1
15	1'49.610	25.311	28.240	27.847	28.212	150.5	4	1'47.727	25.956	28.989	24.918	27.864	149.8
16	1'44.323	24.825	27.792	24.246	27.460	148.8	5	1'46.099	25.565	28.198	24.594	27.742	151.5
17	1'46.201	24.984	28.388	25.009	27.820	150.7	6	1'45.336	24.836	28.091	24.366	28.043	157.5
21st 23 Toni THURMAYER ADAC Nordbayern e. GER							7	1'45.610	25.252	28.220	24.453	27.685	151.0
Runs=1 Total laps=17 Full laps=16							8	1'45.443	25.192	28.204	24.479	27.568	150.9
1	2'44.840	1'10.652	33.889	28.996	31.303		9	1'45.852	25.410	28.450	24.432	27.560	151.2
2	1'55.026	27.359	30.859	26.681	30.127	148.6	10	1'44.886	24.996	28.073	24.217	27.600	153.1
3	1'52.010	26.971	30.038	25.761	29.240	146.6	11	1'45.448	25.160	28.204	24.730	27.354	153.1
4	1'51.277	26.729	29.678	26.049	28.821	146.7	12	1'45.005	24.876	28.297	24.259	27.573	
5	1'49.782	26.265	28.899	25.624	28.994	148.2	13	1'44.820	25.151	27.921	24.350	27.398	
6	1'48.138	25.797	28.605	25.044	28.692	148.2	14	1'44.705	25.208	27.966	24.012	27.519	
7	1'48.333	26.392	28.570	25.163	28.208	141.8	15	1'45.303	25.376	28.251	24.107	27.569	152.6
8	1'46.355	25.905	28.241	24.496	27.713	146.3	16	1'45.964	25.449	28.159	24.308	28.048	152.4
9	1'44.756	25.415	27.783	24.026	27.532	149.4	17	1'47.480	25.127	28.430	26.204	27.719	151.7
10	1'45.359	25.455	27.896	24.340	27.668	149.0	25th 62 Wayne GRUNINGE SWI						
11	1'46.942	25.503	28.376	24.866	28.197	148.7	Runs=2 Total laps=16 Full laps=13						
12	1'45.264	25.277	27.684	24.612	27.691		1	2'19.340	54.296	30.264	26.040	28.740	
13	1'45.520	25.696	27.769	24.499	27.556		2	1'47.589	26.096	28.928	24.299	28.266	147.4
14	1'44.966	25.455	27.572	24.454	27.485	148.8	3	1'51.901	26.064	28.759	27.987	29.091	150.3
15	1'44.559	25.404	27.473	23.957	27.725	148.1	4	1'57.264	28.377	31.785	27.298	29.804	143.8
16	1'45.436	25.299	27.860	24.848	27.429	150.2	5	1'47.761	26.064	28.458	25.070	28.169	147.6
17	1'45.198	25.284	27.466	24.677	27.771	148.1	6	1'49.192	25.813	28.260	25.791	29.328	149.3
22nd 58 Endri PIIRSALU PZ Motorsport EST							7	1'46.298	26.077	28.056	24.451	27.714	150.4
Runs=1 Total laps=17 Full laps=16							8	1'45.791	25.380	28.088	24.534	27.789	147.8
1	2'19.395	53.674	30.776	25.450	29.495		9	1'50.721 P	25.726	28.426	24.921	31.648	147.2
2	1'47.065	25.588	28.586	24.639	28.252	148.6	10	3'08.026	1'41.381	29.594	26.862	30.189	
3	1'46.095	25.253	28.461	24.362	28.019	152.6	11	1'48.022	27.412	27.960	24.451	28.199	
4	1'45.309	25.602	27.930	23.997	27.780	154.9	12	1'45.140	25.960	27.949	23.748	27.483	
5	1'46.613	25.651	29.051	24.120	27.791	153.0	13	1'45.503	25.269	28.306	24.400	27.528	154.2
6	1'45.443	25.326	27.879	24.385	27.853	154.3	14	1'47.068	25.563	28.110	25.382	28.013	149.0
7	1'44.602	24.878	27.519	24.551	27.654	151.2	15	1'46.306	25.330	28.143	24.621	28.212	147.8
8	1'45.099	24.919	28.221	24.512	27.447	153.8	16	1'48.337	25.413	28.940	25.424	28.560	148.3
9	1'45.934	25.387	28.348	24.430	27.769	154.3	26th 16 Sophie BRÜCKNER ADAC Sachsen e.V. GER						
10	1'45.032	24.836	28.109	24.100	27.987	153.1	Runs=1 Total laps=17 Full laps=16						
11	1'45.886	24.943	28.034	25.006	27.903	152.0	1	2'41.455	1'06.393	34.539	29.212	31.311	
12	1'45.508	25.151	27.454	24.942	27.961		2	1'54.821	27.704	30.605	26.935	29.577	149.0
13	1'46.286	24.965	29.186	24.538	27.597		3	1'49.243	26.758	28.766	25.193	28.526	149.7
14	1'44.974	24.840	27.640	24.586	27.908		4	1'48.094	25.913	28.420	25.254	28.507	157.9
15	1'45.306	25.218	27.598	24.657	27.833	148.5	5	1'48.536	25.966	28.511	25.624	28.435	151.5
16	1'46.607	25.412	28.159	25.020	28.016	151.8	6	1'48.717	25.786	28.175	25.293	29.463	156.3
17	1'45.278	25.172	27.695	24.627	27.784	147.1	7	1'47.746	25.685	28.447	25.191	28.423	150.6
23rd 20 Christoph BEINLIC ADAC Hessen Thürin GER							8	1'47.651	25.593	28.191	25.209	28.658	150.0
Runs=2 Total laps=11 Full laps=8							9	1'47.893	25.769	28.400	25.198	28.526	150.1
1							10	1'47.189	25.662	28.125	24.903	28.499	150.1

Fastest Lap: Klaus HEIDEL	ADAC Sachsen Leistu GER	1'40.732	24.148	26.548	23.478	26.558
----------------------------------	-------------------------	-----------------	--------	--------	--------	--------

DORNA DATA PROCESSING TIMING SERVICE DORNA DATA PROCESSING TIMING SERVICE DORNA DATA PROCESSING TIMING SERVICE DORNA DATA PROCESSING TIMING SERVICE DORNA DATA PROCESSING TIMING SERVICE DORNA DATA PROCESSING TIMING SERVICE DORNA DATA PROCESSING TIMING SERVICE DORNA DATA PROCCESSS

Qualifying Practice Nr. 2

Junior

Lap	Lap Time	T1	T2	T3	T4	Speed	Lap	Lap Time	T1	T2	T3	T4	Speed
11	1'47.310	25.535	28.117	25.189	28.469	150.0	8	1'47.231	25.749	28.599	24.963	27.920	146.3
12	1'46.269	25.692	27.858	24.639	28.080		9	1'47.496	25.625	28.276	25.459	28.136	146.6
13	1'45.194	25.196	27.556	24.529	27.913		10	1'47.851	25.779	28.494	24.922	28.656	145.7
14	1'46.002	25.285	27.780	24.859	28.078	152.3	11	1'46.980	25.923	28.377	24.756	27.924	146.0
15	1'46.490	25.541	27.713	24.801	28.435	151.5	12	1'46.522	25.681	28.295	24.889	27.657	
16	1'46.201	25.565	28.074	24.673	27.889	151.4	13	1'47.399 P	25.500	28.173	24.298	29.428	
17	1'45.620	25.408	27.867	24.267	28.078	153.2	14	3'31.720	2'09.312	29.164	25.046	28.198	
							15	1'46.009	25.623	28.501	24.135	27.750	145.3
							16	1'46.306	25.528	28.200	24.682	27.896	147.1

27th 54 **Carmen GEISSLER** TKR Junior Team SWI
Runs=1 Total laps=3 Full laps=2

1	2'06.491	41.142	30.394	26.088	28.867	
2	1'47.009	26.092	28.282	24.976	27.659	151.5
3	1'45.433	25.346	27.946	24.558	27.583	154.3

28th 7 **Gabriel NODERER** ADAC Team Nordbay GER
Runs=1 Total laps=17 Full laps=16

1	2'52.703	1'22.204	32.854	27.591	30.054	
2	1'50.037	26.226	28.601	26.013	29.197	148.9
3	1'49.264	25.334	29.071	25.929	28.930	151.5
4	1'49.596	26.082	29.796	25.578	28.140	149.4
5	1'46.654	25.573	28.024	24.876	28.181	146.4
6	1'45.909	25.180	27.731	24.848	28.150	146.8
7	1'47.176	25.353	28.232	25.264	28.327	146.6
8	1'46.240	25.221	27.908	24.907	28.204	145.7
9	1'47.017	25.697	27.844	24.719	28.757	147.9
10	1'47.073	25.555	28.099	24.929	28.490	146.6
11	1'47.893	25.454	28.029	25.261	29.149	147.7
12	1'45.780	25.592	27.945	24.515	27.728	
13	1'45.447	25.172	27.853	24.766	27.656	
14	1'45.949	25.284	27.855	24.675	28.135	150.5
15	1'46.480	25.545	28.087	24.713	28.135	148.9
16	1'46.334	25.728	27.962	24.737	27.907	150.0
17	1'45.739	25.166	27.836	24.879	27.858	148.6

29th 28 **Susi STEIBL** ADAC Team Nordbay GER
Runs=1 Total laps=17 Full laps=16

1	2'27.288	1'00.665	31.515	26.010	29.098	
2	1'50.221	26.905	29.175	25.344	28.797	146.6
3	1'48.588	26.255	28.753	25.221	28.359	146.9
4	1'49.532	26.497	28.454	25.441	29.140	147.1
5	1'47.902	26.169	28.398	25.257	28.078	147.6
6	1'49.009	25.957	28.355	26.008	28.689	147.8
7	1'47.169	26.372	28.002	24.575	28.220	148.2
8	1'45.846	25.642	27.955	24.386	27.863	149.5
9	1'46.998	25.764	28.150	24.896	28.188	149.2
10	1'46.750	25.667	27.958	24.925	28.200	147.9
11	1'47.023	25.652	28.272	25.145	27.954	147.4
12	1'47.087	25.942	28.812	24.590	27.743	
13	1'46.001	25.408	28.284	24.599	27.710	
14	1'45.953	25.426	27.888	24.616	28.023	148.6
15	1'46.648	25.458	28.052	24.761	28.377	147.9
16	1'46.232	25.442	27.947	24.762	28.081	147.9
17	1'46.743	25.644	27.926	25.085	28.088	147.3

30th 27 **Dirk FUHRMANN** WSC-Neuss Racing T GER
Runs=2 Total laps=16 Full laps=13

1	2'12.604	43.523	30.879	28.502	29.700	
2	1'50.323	26.905	29.388	25.550	28.480	145.7
3	1'47.265	25.949	28.742	24.734	27.840	147.4
4	1'47.077	25.936	28.118	24.822	28.201	147.9
5	1'46.715	25.605	28.588	24.438	28.084	150.0
6	1'46.734	25.416	28.344	25.195	27.779	149.7
7	1'46.993	25.553	28.612	24.770	28.058	148.0

31st 21 **Dominik HILZENDE** ADAC Pfalz e.V. GER
Runs=1 Total laps=16 Full laps=15

1	2'56.215	1'25.521	33.148	27.814	29.732	
2	1'51.518	26.903	29.778	26.282	28.555	146.1
3	1'50.748	26.472	29.128	25.870	29.278	147.8
4	1'50.959	26.606	29.223	26.616	28.514	145.2
5	1'48.615	26.261	28.451	25.346	28.557	148.5
6	1'49.039	25.797	29.077	25.651	28.514	151.8
7	1'49.183	25.796	28.811	25.996	28.580	149.3
8	1'46.875	25.497	28.008	25.248	28.122	150.3
9	1'48.748	25.696	28.344	25.751	28.957	149.3
10	1'50.933	26.222	29.616	26.293	28.802	146.7
11	1'50.818	26.657	29.127	25.766	29.268	
12	1'49.286	26.044	29.362	25.161	28.719	
13	1'46.161	25.304	27.874	24.996	27.987	
14	1'47.288	25.646	28.325	25.298	28.019	149.2
15	1'48.207	26.299	28.393	25.460	28.055	148.0
16	1'48.908	25.865	28.484	25.909	28.650	147.3

32nd 11 **Moritz LEONHARDT** ADAC Team Hansa e. GER
Runs=2 Total laps=16 Full laps=13

1	2'33.323	1'02.859	32.656	26.863	30.945	
2	1'50.681	26.873	29.353	25.179	29.276	146.1
3	1'48.566	26.443	28.850	24.584	28.689	148.2
4	1'48.423	26.252	28.834	24.817	28.520	148.7
5	1'48.592	26.273	28.840	24.823	28.656	149.0
6	1'47.435	26.081	28.550	24.469	28.335	151.6
7	1'48.218	26.013	28.762	24.926	28.517	149.7
8	1'48.385	26.084	28.531	24.945	28.825	147.5
9	1'47.343	25.820	28.507	24.557	28.459	149.5
10	1'51.459 P	25.979	28.671	25.304	31.505	148.3
11	2'42.771	1'15.536	29.830	28.064	29.341	
12	1'47.345	26.075	28.544	24.741	27.985	
13	1'47.801	25.981	28.463	24.517	28.840	
14	1'46.668	25.592	28.519	24.273	28.284	151.5
15	1'48.479	26.085	28.529	25.433	28.432	151.6
16	1'49.093	26.099	28.917	25.900	28.177	152.8

33rd 15 **Michelle KÖRNER** ADAC Sachsen e.V. GER
Runs=2 Total laps=16 Full laps=13

1	2'44.269	1'11.115	33.542	27.921	31.691	
2	1'53.534	27.350	30.144	26.274	29.766	145.0
3	1'50.279	26.832	28.817	25.655	28.975	139.6
4	1'48.813	25.944	28.461	25.661	28.747	146.4
5	1'48.685	25.775	28.174	25.808	28.928	146.9
6	1'49.168	25.734	28.530	25.916	28.988	145.9
7	1'48.090	25.458	28.249	25.821	28.562	149.2
8	1'53.140 P	25.528	28.459	25.764	33.389	146.1
9	2'44.429	1'20.850	28.707	25.684	29.188	
10	1'48.792	25.654	28.913	25.606	28.619	147.0
11	1'48.066	25.621	28.132	25.698	28.615	
12	1'48.407	25.574	28.795	25.487	28.551	
13	1'48.777	25.729	28.322	25.807	28.919	145.5

Fastest Lap: Klaus HEIDEL	ADAC Sachsen Leistu GER	1'40.732	24.148	26.548	23.478	26.558
----------------------------------	-------------------------	----------	--------	--------	--------	--------

DORNA DATA PROCESSING TIMING SERVICE DORNA DATA PROCESSING TIMING SERVICE DORNA DATA PROCESSING TIMING SERVICE DORNA DATA PROCESSING TIMING SERVICE DORNA DATA PROCESSING TIMING SERVICE DORNA DATA PROCESSING TIMING SERVICE DORNA DATA PROCESSING TIMING SERVICE DORNA DATA PROCCESSS

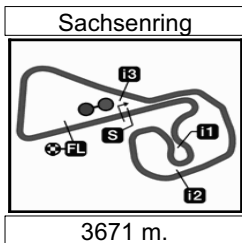
Qualifying Practice Nr. 2

Junior

Lap	Lap Time	T1	T2	T3	T4	Speed	Lap	Lap Time	T1	T2	T3	T4	Speed
14	1'49.663	25.793	28.770	25.949	29.151	143.6	4	1'49.678	25.919	29.053	26.357	28.349	150.3
15	1'51.314	25.848	30.359	26.165	28.942	147.6	5	1'49.095	26.058	28.865	25.509	28.663	148.1
16	1'47.792	25.622	28.115	25.534	28.521	146.1	6	1'49.784	26.366	28.982	25.683	28.753	142.5
34th 29 Leon ZIESING ADAC Westfalen e.V. GER							7	1'49.243	25.983	28.935	25.866	28.459	147.1
Runs=2 Total laps=15 Full laps=12							8	1'49.401	25.927	29.090	25.559	28.825	146.5
1	2'51.602	1'20.408	32.719	28.387	30.088		9	1'50.380	26.761	28.901	25.745	28.973	143.7
2	1'48.933	26.239	28.903	25.539	28.252	145.4	10	1'51.101	26.282	29.548	26.340	28.931	146.3
3	1'49.961	26.112	29.414	25.468	28.967	151.2	11	1'50.560	26.428	28.898	26.011	29.223	
4	1'53.405	25.989	31.256	27.229	28.931	145.9	12	1'49.378	26.186	28.633	25.676	28.883	
5	1'54.871 P	26.031	29.037	26.348	33.455	147.0	13	1'50.093	25.929	29.647	25.669	28.848	
6	3'37.276	2'13.199	29.527	25.781	28.769		14	1'48.957	25.612	28.843	25.710	28.792	150.2
7	1'48.783	25.941	28.439	25.943	28.460	146.6	15	1'50.823	25.943	29.279	25.691	29.910	154.9
8	1'50.340	26.293	28.937	25.492	29.618	147.5	16	1'49.661	26.537	28.782	25.659	28.683	146.3
9	1'49.753	25.976	29.041	25.831	28.905	144.9	38th 17 Nadine WAGNER Motorrad Stein Rüssel GER						
10	1'50.283	27.466	28.780	25.607	28.430		Runs=1 Total laps=16 Full laps=15						
11	1'48.098	25.909	29.048	24.935	28.206		1	3'00.713	1'27.386	33.010	28.384	31.933	
12	1'48.115	25.554	28.976	25.127	28.458		2	1'55.105	27.581	29.965	27.443	30.116	145.1
13	1'49.821	26.066	28.882	26.074	28.799	146.7	3	1'51.317	26.313	29.137	26.502	29.365	148.0
14	1'49.924	26.066	29.292	25.788	28.778	144.8	4	1'51.207	26.110	28.837	26.598	29.662	146.9
15	1'50.730	26.068	28.988	26.949	28.725	145.1	5	1'51.473	25.950	29.715	26.305	29.503	147.3
35th 32 Nils KASTENHOLZ UK Retail Solutions R GER							6	1'51.726	26.724	29.905	25.905	29.192	150.4
Runs=1 Total laps=16 Full laps=15							7	1'51.854	26.398	29.951	25.928	29.577	145.1
1	2'45.251	1'13.682	33.663	27.953	29.953		8	1'49.940	26.405	28.791	25.778	28.966	147.1
2	1'54.879	27.311	30.739	27.011	29.818	148.4	9	1'50.092	26.367	29.288	25.606	28.831	149.9
3	1'52.219	27.188	29.700	25.932	29.399	146.9	10	1'51.288	26.496	29.818	25.724	29.250	149.0
4	1'53.255	26.605	29.820	27.913	28.917	150.4	11	1'51.774	26.380	29.665	26.409	29.320	
5	1'49.381	26.198	28.751	25.530	28.902	148.7	12	1'51.596	27.280	29.452	25.877	28.987	
6	1'49.672	26.307	29.002	25.809	28.554	145.8	13	1'50.623	26.334	29.593	25.764	28.932	
7	1'49.410	26.628	28.633	25.612	28.537	145.2	14	1'56.959	25.988	31.234	28.407	31.330	150.3
8	1'49.992	26.087	28.821	25.592	29.492	145.1	15	1'49.051	26.326	28.624	25.571	28.530	146.9
9	1'49.544	26.773	28.960	25.390	28.421	142.7	16	2'02.144	26.682	33.520	29.513	32.429	148.0
10	1'49.544	26.310	28.774	25.635	28.825	145.3	39th 33 Florian NEUBAUER ADAC Berlin Branden GER						
11	1'51.176	26.708	28.984	25.904	29.580		Runs=2 Total laps=14 Full laps=10						
12	1'49.422	26.117	29.451	25.126	28.728		1	2'47.496	1'13.376	35.259	28.549	30.312	
13	1'48.305	26.274	28.931	25.091	28.009		2	1'54.877	28.265	30.313	27.342	28.957	144.0
14	1'49.349	26.011	28.745	25.923	28.670	149.2	3	1'50.525	26.915	29.216	24.652	29.742	146.8
15	1'50.766	26.596	29.000	26.099	29.071	143.4	4	1'52.923	27.196	29.703	26.643	29.381	147.3
16	1'49.826	26.502	28.878	25.747	28.699	147.3	5	1'50.486	26.752	29.319	25.310	29.105	148.3
36th 5 Tom GUENTHER ADAC Sachsen e.V. GER							6	1'50.512	26.885	29.452	25.494	28.681	144.5
Runs=4 Total laps=14 Full laps=7							7	1'57.522 P	26.802	30.378	27.235	33.107	145.7
1	2'43.516	1'08.134	33.540	29.717	32.125		8	3'37.194	2'11.124	31.193	26.002	28.875	
2	1'58.269	29.264	30.742	28.214	30.049	127.8	9	1'50.627	26.940	29.285	25.455	28.947	145.1
3	1'59.800 P	28.165	29.623	27.690	34.322	129.6	10	1'50.972	26.999	29.347	25.511	29.115	
4	2'29.609	1'06.720	28.864	25.578	28.447		11	1'50.922	26.810	29.397	25.617	29.098	
5	2'00.041 P	27.039	30.721	29.037	33.244	146.1	12	1'51.114	26.920	29.113	25.570	29.511	
6	2'52.676	1'23.752	29.888	28.403	30.633		13	1'50.661	26.414	29.249	25.734	29.264	147.9
7	1'57.140	28.127	29.968	28.552	30.493	127.4	14	2'06.583 P	27.302	33.911	29.531	35.839	146.1
8	1'57.415	28.124	29.788	28.235	31.268	128.3	40th 34 Kathi SCHWARTZ ADAC Sport Team Sü GER						
9	1'58.177	28.212	30.861	28.693	30.411	126.9	Runs=1 Total laps=15 Full laps=13						
10	1'57.992	28.180	29.786	28.940	31.086		1	2'42.813	1'04.213	36.577	29.825	32.198	
11	1'58.824 P	27.544	29.957	28.117	33.206		2	1'55.742	28.735	31.103	26.093	29.811	145.5
12	3'02.738	1'39.504	28.729	25.927	28.578		3	1'52.160	27.473	29.860	25.439	29.388	151.3
13	1'48.744	26.114	28.826	25.697	28.107	148.7	4	1'54.484	27.501	30.372	27.162	29.449	148.7
14	1'49.768	26.407	28.858	26.101	28.402	147.7	5	1'52.597	27.943	29.913	25.372	29.369	150.7
37th 2 Joscha Max BLIN ADAC e.V. GER							6	1'51.815	27.398	29.786	25.360	29.271	149.3
Runs=1 Total laps=16 Full laps=15							7	1'54.319	27.890	30.339	26.025	30.065	147.9
1	2'53.669	1'21.884	34.118	27.710	29.957		8	1'51.795	27.300	29.187	25.597	29.711	147.7
2	1'50.625	26.662	29.572	25.768	28.623	147.3	9	1'52.793	27.876	29.746	25.532	29.639	145.9
3	1'49.628	25.931	29.321	25.619	28.757	149.0	10	1'53.829	27.770	29.778	26.063	30.218	149.1
							11	1'55.266	27.935	30.370	26.112	30.849	

Fastest Lap:	Klaus HEIDEL	ADAC Sachsen Leistu GER	1'40.732	24.148	26.548	23.478	26.558
---------------------	--------------	-------------------------	----------	--------	--------	--------	--------

DORNA DATA PROCESSING TIMING SERVICE DORNA DATA PROCESSING TIMING SERVICE DORNA DATA PROCESSING TIMING SERVICE DORNA DATA PROCESSING TIMING SERVICE DORNA DATA PROCESSING TIMING SERVICE DORNA DATA PROCESSING TIMING SERVICE DORNA DATA PROCESSING TIMING SERVICE DORNA DATA PROCESSING TIMING SERVICE DORNA DATA PROCCESSS



Computerised results and timing service provided by **TISSOT**

Junior

eni MOTORRAD GRAND PRIX DEUTSCHLAND

Race

Classification after 15 laps = 55.065 km

20

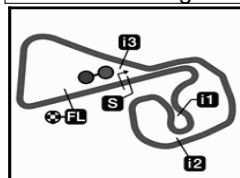
Pos			Rider	Nation	Team	Motorcycle	Total Time	Km/h	Gap
1	25	18	Max MAURISCHAT	GER	ADAC Team Hansa e.V.	APRILIA	25'21.696	130.271	
2	20	6	Max FRITZSCH	GER	ADAC Sachsen Leistungszentr	APRILIA	25'38.935	128.812	17.239
3	16	52	Aris MICHAL	GRC	ADAC Team Hansa e.V.	APRILIA	25'38.944	128.811	17.248
4	13	8	Michael GERSTACKER	GER	ADAC Team Nordbayern e.V.	APRILIA	25'39.563	128.759	17.867
5	11	1	Christian STANGE	GER	ADAC Racing Team AMC Sari	APRILIA	25'39.576	128.758	17.880
6	10	56	Thomas GRADINGER	AUT		APRILIA	25'39.632	128.754	17.936
7	9	19	Julian PUFFE	GER	ADAC Hessen Thüringen e.V.	APRILIA	25'41.540	128.594	19.844
8	8	20	Christoph BEINLICH	GER	ADAC Hessen Thüringen e.V.	APRILIA	25'50.380	127.861	28.684
9	7	59	Roman FISCHER	SWI	TKR Junior Team	APRILIA	25'50.692	127.835	28.996
10	6	10	Nico TIETZE	GER	ADAC Racing Team AMC Sari	APRILIA	25'50.755	127.830	29.059
11	5	53	Adrien PITTET	SWI	TKR Junior Team	APRILIA	25'53.601	127.596	31.905
12	4	22	Kai ZENTNER	GER	ADAC Nordbayern e.V.	APRILIA	25'57.402	127.285	35.706
13	3	23	Toni THURMAYER	GER	ADAC Nordbayern e.V.	APRILIA	25'58.239	127.216	36.543
14	2	31	Daniel GEBHARDT	GER	ADAC Team Nordbayern e.V.	APRILIA	26'14.367	125.913	52.671
15	1	54	Carmen GEISSLER	SWI	TKR Junior Team	APRILIA	26'14.461	125.905	52.765
16		55	Kevin ROFNER	AUT		APRILIA	26'14.562	125.897	52.866
17		50	Hannes SOOMER	EST	PZ Motorsport	APRILIA	26'26.401	124.958	1'04.705
18		12	Nicola THIER	GER	ADAC Südbaden e.V.	APRILIA	26'27.442	124.876	1'05.746
19		16	Sophie BRÜCKNER	GER	ADAC Sachsen e.V.	APRILIA	26'27.544	124.868	1'05.848
20		51	Colin ROSSI	SWI		APRILIA	26'27.631	124.861	1'05.935
21		27	Dirk FUHRMANN	GER	WSC-Neuss Racing Team	APRILIA	26'55.840	122.681	1'34.144
22		7	Gabriel NODERER	GER	ADAC Team Nordbayern e.V.	APRILIA	26'55.925	122.675	1'34.229
23		58	Endri PIIRSALU	EST	PZ Motorsport	APRILIA	27'03.584	122.096	1'41.888
24		11	Moritz LEONHARDT	GER	ADAC Team Hansa e.V.	APRILIA	27'07.296	121.818	1'45.600
25		25	Jan SCHMIDT	GER	ADAC e.V.	APRILIA	27'07.613	121.794	1'45.917
26		28	Susi STEIBL	GER	ADAC Team Nordbayern e.V.	APRILIA	25'31.166	120.834	1 lap
27		32	Nils KASTENHOLZ	GER	UK Retail Solutions Racing Tea	APRILIA	25'31.401	120.816	1 lap
28		15	Michelle KÖRNER	GER	ADAC Sachsen e.V.	APRILIA	25'32.306	120.745	1 lap
29		17	Nadine WAGNER	GER	Motorrad Stein Rüsselsheim	APRILIA	25'33.301	120.666	1 lap
30		21	Dominik HILZENDEGEN	GER	ADAC Pfalz e.V.	APRILIA	25'33.573	120.645	1 lap
31		29	Leon ZIESING	GER	ADAC Westfalen e.V.	APRILIA	25'37.819	120.312	1 lap
32		33	Florian NEUBAUER	GER	ADAC Berlin Brandenburg e.V.	APRILIA	25'59.000	118.677	1 lap
33		34	Kathi SCHWARTZ	GER	ADAC Sport Team Südbayern	APRILIA	26'37.891	115.789	1 lap
34		30	Ricarda NEUBAUER	GER	ADAC Nordbayern e.V.	APRILIA	26'55.369	114.536	1 lap
35		5	Tom GUENTHER	GER	ADAC Sachsen e.V.	APRILIA	26'56.483	114.457	1 lap
Not Classified									
		3	Klaus HEIDEL	GER	ADAC Sachsen Leistungszentr	APRILIA	21'58.474	130.304	2 laps
		4	Maximilian KAPPLER	GER	Intact Racing Team Germany	APRILIA	17'09.303	128.393	5 laps
		62	Wayne GRUNINGER	SWI		APRILIA	16'00.873	123.783	6 laps
		24	Kevin RENTZSCH	GER	ADAC Racing Team AMC Sari	APRILIA	10'21.414	127.601	9 laps
		2	Joscha Max BLIN	GER	ADAC e.V.	APRILIA	9'17.646	118.494	10 laps
		60	Johan POSTMA	NED		APRILIA	7'48.556	112.819	11 laps
Not finished first lap									
		9	Fabio FRANKENBERGE	GER	ADAC Team Nordbayern e.V.	APRILIA			

The results are provisional until the end of the limit for protest and appeals.

Time limit for protest expires 60' after publication of the results - Mr. Time:

DORNA DATA PROCESSING TIMING SERVICE DORNA DATA PROCESSING TIMING SERVICE DORNA DATA PROCESSING TIMING SERVICE DORNA DATA PROCESSING TIMING SERVICE DORNA DATA PROCESSING TIMING SERVICE DORNA DATA PROCESSING TIMING SERVICE DORNA DATA PROCESSING TIMING SERVICE DORNA DATA PROCESSING TIMING SERVICE DORNA DATA PROCESSING TIMING SERVICE DORNA DATA PROCESSING TIMING SERVICE DORNA DATA PROCESSING TIMING SERVICE DORNA DATA PROCESSING TIMING SERVICE DORNA DATA PROCESSING TIMING SERVICE DORNA DATA PROCESSING

Sachsenring



3671 m.

Computerised results and timing service provided by TISSOT

Junior

eni MOTORRAD GRAND PRIX DEUTSCHLAND

Race

Classification after 15 laps = 55.065 km

20

Pos	Rider	Nation Team	Motorcycle	Total Time	Km/h	Gap
-----	-------	-------------	------------	------------	------	-----

Race condition: Dry

Air: 26°
Humidity: 25%
Ground: 42°

Pole Position:

Fastest Lap (New record):

Circuit Record Lap:

Circuit Best Lap:

	Klaus HEIDEL	1'40.732	131.195 Km/h
Lap 13	Max MAURISCHAT	1'40.714	131.219 Km/h
2008	Toni RIEDEL	1'41.848	129.758 Km/h
2011	Max MAURISCHAT	1'40.714	131.219 Km/h

17:20'00

17:33'00

17:35'45

17:37'33 Fabio FRANKENBERGER
17:43'32 Johan POSTMA
17:47'03 Joscha Max BLIN
17:48'42 Kevin RENTZSCH
17:53'50 Wayne GRUNINGER
17:55'26 Maximilian KAPPLER
17:59'43 Klaus HEIDEL

SIGHTING LAP START

WARM UP LAP START

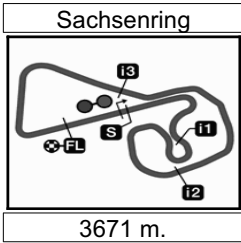
RACE START

retired
entered pits
retired
retired
retired
retired
retired

The results are provisional until the end of the limit for protest and appeals.

Time limit for protest expires 60' after publication of the results - Mr. Time:

DORNA DATA PROCESSING TIMING SERVICE DORNA DATA PROCESSING TIMING SERVICE DORNA DATA PROCESSING TIMING SERVICE DORNA DATA PROCESSING TIMING SERVICE DORNA DATA PROCESSING TIMING SERVICE DORNA DATA PROCESSING TIMING SERVICE DORNA DATA PROCESSING TIMING SERVICE DORNA DATA PROCESSING TIMING SERVICE DORNA DATA PROCCESSS



Computerised results and timing service provided by **TISSOT**

Junior

eni MOTORRAD GRAND PRIX DEUTSCHLAND

Race

Fastest Lap of Each Rider

23

	Rider	Nation	Team	Motorcycle	Time	Lap Total	Gap	
1	18 Max MAURISCHAT	GER	ADAC Team Hansa e.V.	APRILIA	1'40.714	13 15		
2	3 Klaus HEIDEL	GER	ADAC Sachsen Leistungszentr	APRILIA	1'40.754	13 13	0.040	0.040
3	1 Christian STANGE	GER	ADAC Racing Team AMC Sari	APRILIA	1'41.482	14 15	0.768	0.728
4	19 Julian PUFFE	GER	ADAC Hessen Thüringen e.V.	APRILIA	1'41.536	12 15	0.822	0.054
5	52 Aris MICHAIL	GRC	ADAC Team Hansa e.V.	APRILIA	1'41.767	15 15	1.053	0.231
6	6 Max FRITZSCH	GER	ADAC Sachsen Leistungszentr	APRILIA	1'41.773	13 15	1.059	0.006
7	56 Thomas GRADINGER	AUT		APRILIA	1'41.814	15 15	1.100	0.041
8	8 Michael GERSTACKER	GER	ADAC Team Nordbayern e.V.	APRILIA	1'41.893	15 15	1.179	0.079
9	20 Christoph BEINLICH	GER	ADAC Hessen Thüringen e.V.	APRILIA	1'41.994	8 15	1.280	0.101
10	4 Maximilian KAPPLER	GER	Intact Racing Team Germany	APRILIA	1'42.060	9 10	1.346	0.066
11	24 Kevin RENTZSCH	GER	ADAC Racing Team AMC Sari	APRILIA	1'42.158	6 6	1.444	0.098
12	10 Nico TIETZE	GER	ADAC Racing Team AMC Sari	APRILIA	1'42.170	13 15	1.456	0.012
13	59 Roman FISCHER	SWI	TKR Junior Team	APRILIA	1'42.330	4 15	1.616	0.160
14	53 Adrien PITTET	SWI	TKR Junior Team	APRILIA	1'42.772	9 15	2.058	0.442
15	22 Kai ZENTNER	GER	ADAC Nordbayern e.V.	APRILIA	1'42.825	8 15	2.111	0.053
16	23 Toni THURMAYER	GER	ADAC Nordbayern e.V.	APRILIA	1'42.841	12 15	2.127	0.016
17	54 Carmen GEISSLER	SWI	TKR Junior Team	APRILIA	1'43.468	5 15	2.754	0.627
18	55 Kevin ROFNER	AUT		APRILIA	1'43.482	5 15	2.768	0.014
19	31 Daniel GEBHARDT	GER	ADAC Team Nordbayern e.V.	APRILIA	1'43.699	5 15	2.985	0.217
20	16 Sophie BRÜCKNER	GER	ADAC Sachsen e.V.	APRILIA	1'43.784	12 15	3.070	0.085
21	58 Endri PIIRSALU	EST	PZ Motorsport	APRILIA	1'43.816	2 15	3.102	0.032
22	51 Colin ROSSI	SWI		APRILIA	1'43.998	15 15	3.284	0.182
23	50 Hannes SOOMER	EST	PZ Motorsport	APRILIA	1'44.168	11 15	3.454	0.170
24	12 Nicola THIÉR	GER	ADAC Südbaden e.V.	APRILIA	1'44.173	12 15	3.459	0.005
25	62 Wayne GRUNINGER	SWI		APRILIA	1'45.270	8 9	4.556	1.097
26	7 Gabriel NODERER	GER	ADAC Team Nordbayern e.V.	APRILIA	1'45.963	15 15	5.249	0.693
27	27 Dirk FUHRMANN	GER	WSC-Neuss Racing Team	APRILIA	1'46.276	15 15	5.562	0.313
28	11 Moritz LEONHARDT	GER	ADAC Team Hansa e.V.	APRILIA	1'46.333	13 15	5.619	0.057
29	25 Jan SCHMIDT	GER	ADAC e.V.	APRILIA	1'46.490	15 15	5.776	0.157
30	28 Susi STEIBL	GER	ADAC Team Nordbayern e.V.	APRILIA	1'46.884	12 14	6.170	0.394
31	15 Michelle KÖRNER	GER	ADAC Sachsen e.V.	APRILIA	1'47.054	12 14	6.340	0.170
32	21 Dominik HILZENDEGEN	GER	ADAC Pfalz e.V.	APRILIA	1'47.148	10 14	6.434	0.094
33	32 Nils KASTENHOLZ	GER	UK Retail Solutions Racing Tea	APRILIA	1'47.288	10 14	6.574	0.140
34	17 Nadine WAGNER	GER	Motorrad Stein Rüsselsheim	APRILIA	1'47.404	11 14	6.690	0.116
35	29 Leon ZIESING	GER	ADAC Westfalen e.V.	APRILIA	1'48.850	12 14	8.136	1.446
36	33 Florian NEUBAUER	GER	ADAC Berlin Brandenburg e.V.	APRILIA	1'49.322	13 14	8.608	0.472
37	2 Joscha Max BLIN	GER	ADAC e.V.	APRILIA	1'49.750	3 5	9.036	0.428
38	34 Kathi SCHWARTZ	GER	ADAC Sport Team Südbayern	APRILIA	1'52.296	14 14	11.582	2.546
39	60 Johan POSTMA	NED		APRILIA	1'53.656	1 4	12.942	1.360
40	30 Ricarda NEUBAUER	GER	ADAC Nordbayern e.V.	APRILIA	1'53.869	14 14	13.155	0.213
41	5 Tom GUENTHER	GER	ADAC Sachsen e.V.	APRILIA	1'54.003	12 14	13.289	0.134

DORNA DATA PROCESSING TIMING SERVICE DORNA DATA PROCESSING TIMING SERVICE DORNA DATA PROCESSING TIMING SERVICE DORNA DATA PROCESSING TIMING SERVICE DORNA DATA PROCESSING TIMING SERVICE DORNA DATA PROCESSING TIMING SERVICE DORNA DATA PROCESSING TIMING SERVICE DORNA DATA PROCESSING TIMING SERVICE DORNA DATA PROCCEESS

Race

Junior

Lap	Lap Time	T1	T2	T3	T4	Speed	Lap	Lap Time	T1	T2	T3	T4	Speed
13	1'42.370	24.371	27.736	23.281	26.982	158.7	4	1'43.148	24.938	27.700	23.500	27.010	155.9
14	1'41.948	24.465	27.177	23.452	26.854	157.6	5	1'42.360	24.569	27.526	23.367	26.898	155.9
15	1'41.814	24.335	27.345	23.302	26.832	160.6	6	1'42.823	24.633	27.664	23.514	27.012	159.4
7th 19 Julian PUFFE ADAC Hessen Thürin GER													
1	1'45.882	26.630	28.390	23.593	27.269	90.9	7	1'43.477	24.564	27.891	23.768	27.254	156.4
2	1'43.868	25.202	28.116	23.404	27.146	155.1	8	1'43.297	24.781	27.627	23.585	27.304	155.9
3	1'42.720	24.618	27.364	23.671	27.067	154.9	9	1'43.124	24.557	27.418	23.839	27.310	155.8
4	1'42.307	24.584	27.226	23.817	26.680	155.0	10	1'43.937	24.567	28.521	24.010	26.839	156.3
5	1'42.682	24.696	27.479	23.383	27.124	158.0	11	1'43.142	24.839	27.603	23.720	26.980	154.1
6	1'42.737	24.599	27.383	23.446	27.309	156.2	12	1'42.476	24.507	27.484	23.612	26.873	158.9
7	1'42.484	24.761	27.156	23.539	27.028	157.5	13	1'42.170	24.497	27.443	23.362	26.868	156.6
8	1'42.851	24.360	27.073	23.746	27.672	158.6	14	1'42.891	24.575	27.276	24.078	26.962	159.0
9	1'42.451	24.497	27.327	23.423	27.204	156.6	15	1'42.598	24.810	27.296	23.340	27.152	156.5
10	1'42.094	24.335	27.037	23.237	27.485	159.5	11th 53 Adrien PITTET TKR Junior Team SWI						
11	1'42.290	24.368	27.202	23.574	27.146	157.4	1	1'46.619	26.862	28.375	23.594	27.788	95.5
12	1'41.536	24.382	26.943	23.334	26.877	158.1	2	1'44.187	24.902	28.233	23.645	27.407	158.1
13	1'42.401	24.443	27.555	23.684	26.719	160.7	3	1'43.226	24.548	27.494	24.076	27.108	156.9
14	1'42.280	24.641	27.109	23.782	26.748	159.1	4	1'43.528	24.737	27.845	23.846	27.100	153.2
15	1'42.957	24.570	27.182	23.706	27.499	156.1	5	1'42.908	24.851	27.530	23.722	26.805	152.3
8th 20 Christoph BEINLIC ADAC Hessen Thürin GER							6	1'43.293	24.367	27.403	24.318	27.205	158.0
1	1'49.935	28.329	29.021	24.250	28.335	107.8	7	1'43.533	24.612	27.476	23.947	27.498	156.9
2	1'43.828	24.946	27.486	23.890	27.506	153.8	8	1'43.325	24.327	27.405	24.026	27.567	156.8
3	1'43.917	25.011	27.640	23.881	27.385	155.8	9	1'42.772	24.812	27.418	23.507	27.035	155.0
4	1'43.489	25.000	27.623	23.854	27.012	155.1	10	1'43.921	24.462	27.876	24.178	27.405	154.5
5	1'42.498	24.804	27.125	23.270	27.299	151.1	11	1'43.906	24.685	27.824	24.349	27.048	156.9
6	1'42.355	24.389	27.185	23.589	27.192	158.1	12	1'43.143	24.483	27.536	24.095	27.029	155.7
7	1'42.880	24.820	27.315	23.549	27.196	151.2	13	1'42.800	24.426	27.534	23.793	27.047	154.1
8	1'41.994	24.654	27.076	23.425	26.839	152.4	14	1'43.157	24.395	27.589	24.197	26.976	153.9
9	1'42.455	24.318	27.294	23.699	27.144	156.6	15	1'43.283	24.416	27.451	24.149	27.267	153.7
10	1'43.856	24.938	28.192	23.797	26.929	153.2	12th 22 Kai ZENTNER ADAC Nordbayern e. GER						
11	1'42.884	24.633	27.238	23.806	27.207	153.5	1	1'48.025	27.627	28.852	24.035	27.511	98.0
12	1'42.604	24.615	27.114	23.736	27.139	153.1	2	1'43.964	24.845	28.062	23.923	27.134	158.9
13	1'42.366	24.724	27.051	23.540	27.051	152.8	3	1'43.635	24.990	27.739	23.607	27.299	157.6
14	1'42.680	24.483	26.955	23.972	27.270	153.5	4	1'44.368	25.092	27.711	24.287	27.278	157.0
15	1'42.639	24.663	27.046	23.794	27.136	150.4	5	1'43.530	24.784	27.546	23.557	27.643	153.9
9th 59 Roman FISCHER TKR Junior Team SWI							6	1'43.472	25.102	27.632	23.663	27.075	156.4
1	1'47.765	27.496	28.753	24.132	27.384	92.3	7	1'43.199	24.817	27.426	23.694	27.262	156.8
2	1'43.956	24.896	28.026	23.836	27.198	158.1	8	1'42.825	24.740	27.157	23.784	27.144	153.7
3	1'43.719	25.081	27.672	23.722	27.244	154.0	9	1'43.473	24.676	27.689	23.929	27.179	155.2
4	1'42.330	24.526	27.319	23.649	26.836	158.7	10	1'43.504	24.771	27.554	23.994	27.185	155.0
5	1'42.541	24.432	27.173	23.764	27.172	156.9	11	1'43.557	24.600	27.606	24.079	27.272	156.5
6	1'42.995	24.739	27.241	23.879	27.136	154.7	12	1'43.023	24.629	27.114	23.912	27.368	156.8
7	1'43.000	24.611	27.266	23.913	27.210	152.7	13	1'43.370	24.612	27.368	23.947	27.443	157.8
8	1'42.595	24.448	27.188	23.774	27.185	153.7	14	1'44.107	25.190	27.508	24.182	27.227	152.8
9	1'42.538	24.277	27.120	23.851	27.290	155.8	15	1'43.350	24.996	27.368	23.739	27.247	152.8
10	1'43.595	24.630	27.848	23.908	27.209	154.8	13th 23 Toni THURMAYER ADAC Nordbayern e. GER						
11	1'43.194	24.476	27.600	23.821	27.297	155.2	1	1'48.605	27.984	29.138	23.753	27.730	105.4
12	1'42.993	24.505	27.241	23.989	27.258	155.5	2	1'43.850	24.774	27.792	23.770	27.514	155.6
13	1'42.358	24.374	27.130	23.770	27.084	155.2	3	1'43.306	25.089	27.454	23.391	27.372	154.6
14	1'44.213	24.430	27.481	25.037	27.265	154.0	4	1'43.145	24.823	27.696	23.500	27.126	157.5
15	1'42.900	24.945	27.067	23.536	27.352	152.0	5	1'44.349	25.024	27.853	23.952	27.520	153.9
10th 10 Nico TIETZE ADAC Racing Team A GER							6	1'43.481	25.068	27.373	23.675	27.365	152.5
1	1'47.510	27.330	28.805	23.786	27.589	94.9	7	1'43.782	24.839	27.430	23.769	27.744	153.7
2	1'44.326	24.965	28.383	23.830	27.148	156.9	8	1'43.011	24.678	27.540	23.755	27.038	154.8
3	1'43.476	24.747	27.824	23.622	27.283	155.4	9	1'43.120	24.734	27.270	23.961	27.155	155.9
							10	1'43.167	24.473	27.484	23.892	27.318	157.4
							11	1'43.568	24.612	27.597	23.983	27.376	155.5
							12	1'42.841	24.588	27.181	24.005	27.067	154.4

Fastest Lap:

1'40.714 24.436 26.657 23.080 26.541

DORNA DATA PROCESSING TIMING SERVICE DORNA DATA PROCESSING TIMING SERVICE DORNA DATA PROCESSING TIMING SERVICE DORNA DATA PROCESSING TIMING SERVICE DORNA DATA PROCESSING TIMING SERVICE DORNA DATA PROCESSING TIMING SERVICE DORNA DATA PROCESSING TIMING SERVICE DORNA DATA PROCCESSS

Race

Junior

Lap	Lap Time	T1	T2	T3	T4	Speed	Lap	Lap Time	T1	T2	T3	T4	Speed
13	1'43.742	24.802	27.367	23.997	27.576	153.5	4	1'46.961	25.296	28.458	24.784	28.423	153.0
14	1'44.422	24.960	27.634	24.234	27.594	151.3	5	1'45.873	25.446	27.909	24.139	28.379	148.8
15	1'43.850	24.851	27.657	23.886	27.456	154.8	6	1'46.133	25.432	27.945	24.352	28.404	150.7
14th 31 Daniel GEBHARDT ADAC Team Nordbay GER							7	1'45.500	25.154	28.143	24.262	27.941	149.7
1	1'49.501	28.312	29.374	23.997	27.818	105.4	8	1'45.440	25.757	28.119	23.755	27.809	149.8
2	1'44.086	24.846	27.807	23.861	27.572	163.2	9	1'44.462	25.081	27.643	24.105	27.633	151.8
3	1'44.163	24.888	27.794	24.069	27.412	163.3	10	1'45.060	25.473	27.770	24.076	27.741	151.7
4	1'44.194	25.186	27.985	23.399	27.624	161.1	11	1'44.168	24.886	27.562	24.175	27.545	156.0
5	1'43.699	24.963	27.505	23.754	27.477	159.4	12	1'44.168	24.985	27.797	24.027	27.359	151.9
6	1'43.776	24.901	27.675	23.719	27.481	158.3	13	1'44.289	25.322	27.636	23.920	27.411	150.9
7	1'45.200	24.977	27.756	24.052	28.415	157.9	14	1'44.738	25.194	27.399	24.741	27.404	149.2
8	1'45.465	25.134	28.068	24.280	27.983	157.0	15	1'44.318	24.900	27.596	24.210	27.612	150.5
9	1'44.986	25.051	27.991	24.321	27.623	158.1	18th 12 Nicola THIER ADAC Südbaden e.V. GER						
10	1'44.184	24.903	27.709	23.846	27.726	158.5	1	1'50.901	28.727	29.556	24.451	28.167	108.1
11	1'46.206	24.967	27.695	25.594	27.950	158.5	2	1'47.049	25.581	29.158	24.349	27.961	154.0
12	1'44.302	24.594	27.746	24.019	27.943	159.4	3	1'46.781	25.439	28.700	24.719	27.923	150.0
13	1'44.506	24.956	27.842	24.062	27.646	158.0	4	1'46.389	25.173	28.696	24.299	28.221	154.8
14	1'45.143	24.962	27.845	24.473	27.863	157.5	5	1'46.954	25.525	28.385	24.364	28.680	149.4
15	1'44.956	25.357	27.687	24.311	27.601	156.1	6	1'45.836	25.700	28.016	24.221	27.899	150.5
15th 54 Carmen GEISLER TKR Junior Team SWI							7	1'45.972	25.271	28.326	24.273	28.102	150.5
1	1'49.099	28.189	29.033	24.197	27.680	106.2	8	1'45.027	24.969	27.989	24.344	27.725	152.3
2	1'43.983	24.915	27.878	23.867	27.323	158.8	9	1'45.388	25.005	27.978	24.791	27.614	151.9
3	1'44.157	24.993	27.710	24.067	27.387	157.5	10	1'44.545	25.305	27.957	23.794	27.489	157.8
4	1'44.111	25.053	27.772	23.984	27.302	155.2	11	1'44.601	24.962	28.263	23.779	27.597	156.3
5	1'43.468	24.966	27.422	23.776	27.304	156.7	12	1'44.173	24.752	28.039	24.055	27.327	154.3
6	1'44.728	25.035	27.784	24.225	27.684	155.8	13	1'44.303	24.993	27.823	24.055	27.432	153.1
7	1'45.259	25.144	27.814	23.912	28.389	159.5	14	1'45.046	24.985	28.272	24.171	27.618	154.8
8	1'45.377	25.181	27.944	24.376	27.876	159.6	15	1'44.477	24.742	28.065	24.007	27.663	153.6
9	1'44.739	25.165	27.878	24.145	27.551	158.9	19th 16 Sophie BRÜCKNER ADAC Sachsen e.V. GER						
10	1'44.448	25.282	27.615	23.899	27.652	154.7	1	1'51.197	29.362	29.274	24.595	27.966	112.4
11	1'45.167	25.151	27.507	24.838	27.671	160.1	2	1'47.326	25.484	29.232	24.573	28.037	157.6
12	1'44.501	24.920	27.756	24.176	27.649	155.1	3	1'46.463	25.389	28.426	24.714	27.934	154.0
13	1'45.308	25.068	28.086	24.343	27.811	153.3	4	1'46.260	25.457	28.344	24.358	28.101	154.8
14	1'45.209	25.176	27.620	24.480	27.933	156.4	5	1'46.396	25.617	28.274	24.335	28.170	152.5
15	1'44.907	25.377	27.639	24.330	27.561	158.3	6	1'46.804	25.704	28.146	24.924	28.030	150.6
16th 55 Kevin ROFNER AUT							7	1'45.990	25.434	28.006	24.245	28.305	153.6
1	1'48.818	27.780	28.904	24.054	28.080	98.8	8	1'45.291	25.288	28.150	24.195	27.658	156.4
2	1'44.501	25.390	27.845	23.831	27.435	154.3	9	1'45.036	25.005	27.781	24.627	27.623	156.8
3	1'44.126	24.928	27.920	23.875	27.403	156.3	10	1'45.094	25.313	27.974	24.069	27.738	156.4
4	1'44.849	25.076	27.683	24.048	28.042	157.3	11	1'44.454	25.126	27.611	24.009	27.708	156.8
5	1'43.482	24.881	27.416	23.743	27.442	153.3	12	1'43.784	24.705	27.585	24.045	27.449	156.2
6	1'44.081	24.959	27.644	23.722	27.756	154.9	13	1'44.255	24.964	27.884	23.847	27.560	155.2
7	1'45.807	24.981	27.931	23.804	29.091	154.3	14	1'45.202	24.874	28.215	24.330	27.783	157.5
8	1'44.751	25.189	27.586	23.979	27.997	150.9	15	1'43.992	24.827	27.596	23.897	27.672	153.9
9	1'44.899	25.074	28.001	24.170	27.654	157.1	20th 51 Colin ROSSI SWI						
10	1'44.232	25.091	27.720	23.882	27.539	156.0	1	1'51.715	29.680	29.389	25.069	27.577	91.3
11	1'47.198	25.116	27.540	25.922	28.620	159.0	2	1'46.267	25.292	28.756	24.454	27.765	155.6
12	1'44.384	24.985	27.588	24.260	27.551	152.5	3	1'46.458	25.573	28.626	24.747	27.512	149.1
13	1'43.884	24.745	27.382	23.978	27.779	156.0	4	1'47.228	25.636	28.811	24.937	27.844	150.8
14	1'44.741	24.773	27.520	24.538	27.910	155.0	5	1'46.455	25.369	28.214	24.430	28.442	152.2
15	1'44.809	24.878	27.543	24.528	27.860	156.7	6	1'46.402	25.862	27.962	24.574	28.004	147.6
17th 50 Hannes SOOMER PZ Motorsport EST							7	1'45.591	25.175	27.966	24.299	28.151	153.5
1	1'50.826	28.443	29.497	24.560	28.326	100.2	8	1'45.293	25.018	27.817	24.399	28.059	154.5
2	1'49.429	25.804	31.793	24.019	27.813	151.0	9	1'44.712	25.164	27.629	24.578	27.341	151.9
3	1'45.036	25.405	28.143	24.090	27.398	152.0	10	1'44.389	25.257	27.741	23.990	27.401	155.3
							11	1'45.036	25.438	27.579	24.060	27.959	153.7
							12	1'44.176	24.876	27.978	24.153	27.169	154.4

Fastest Lap:	1'40.714	24.436	26.657	23.080	26.541
---------------------	-----------------	--------	--------	--------	--------

DORNA DATA PROCESSING TIMING SERVICE DORNA DATA PROCESSING TIMING SERVICE DORNA DATA PROCESSING TIMING SERVICE DORNA DATA PROCESSING TIMING SERVICE DORNA DATA PROCESSING TIMING SERVICE DORNA DATA PROCESSING TIMING SERVICE DORNA DATA PROCESSING TIMING SERVICE DORNA DATA PROCCESSS

Race

Junior

Lap	Lap Time	T1	T2	T3	T4	Speed	Lap	Lap Time	T1	T2	T3	T4	Speed						
13	1'44.339	25.059	27.838	24.043	27.399	152.2	4	1'48.219	26.112	28.986	24.386	28.735	148.0						
14	1'45.572	25.035	28.198	24.604	27.735	154.8	5	1'47.988	26.208	28.979	24.599	28.202	147.7						
15	1'43.998	24.974	27.476	23.948	27.600	154.4	6	1'47.999	26.042	28.884	24.644	28.429	148.8						
21st 27 Dirk FUHRMANN WSC-Neuss Racing T GER							7	1'48.947	26.406	28.996	24.850	28.695	148.2						
1	1'53.858	29.961	29.811	25.528	28.558	108.3	8	1'48.249	26.161	28.943	24.628	28.517	148.6						
2	1'47.983	25.748	29.293	24.617	28.325	150.4	9	1'47.750	26.315	28.557	24.377	28.501	149.4						
3	1'47.609	25.739	28.792	24.923	28.155	147.0	10	1'47.751	25.669	28.568	24.858	28.656	151.9						
4	1'48.128	26.013	29.173	24.695	28.247	146.3	11	1'47.628	25.815	28.837	24.530	28.446	150.1						
5	1'48.004	26.142	28.760	24.873	28.229	145.7	12	1'48.526	26.208	28.633	25.161	28.524	149.3						
6	1'48.362	25.874	28.941	25.372	28.175	146.0	13	1'46.333	25.562	28.484	24.314	27.973	152.4						
7	1'47.385	26.111	28.552	24.601	28.121	145.8	14	1'46.672	25.521	28.547	24.490	28.114	151.5						
8	1'46.877	25.784	28.427	24.525	28.141	146.6	15	1'47.200	25.907	28.441	24.691	28.161	149.4						
9	1'46.930	25.973	28.850	24.145	27.962	146.7	25th 25 Jan SCHMIDT ADAC e.V. GER												
10	1'47.095	25.781	28.827	24.453	28.034	147.9	1	1'57.620	33.206	30.274	25.459	28.681	108.6						
11	1'46.667	25.837	28.269	24.519	28.042	147.6	2	1'49.382	26.139	29.037	25.618	28.588	149.9						
12	1'47.278	25.890	28.645	24.737	28.006	146.6	3	1'48.734	26.306	29.060	25.002	28.366	151.0						
13	1'46.887	25.831	28.508	24.692	27.856	146.1	4	1'49.298	26.557	28.976	25.358	28.407	147.0						
14	1'46.501	25.993	28.088	24.468	27.952	146.5	5	1'48.691	26.044	28.836	25.558	28.253	146.8						
15	1'46.276	25.792	27.819	24.066	28.599	147.0	6	1'47.511	25.879	28.432	25.092	28.108	147.2						
22nd 7 Gabriel NODERER ADAC Team Nordbay GER							7	1'47.081	25.709	28.296	24.939	28.137	147.9						
1	1'56.203	31.517	30.205	25.423	29.058	106.2	8	1'47.490	25.557	28.942	25.019	27.972	148.9						
2	1'50.104	25.852	29.532	25.622	29.098	152.5	9	1'47.003	25.746	28.166	24.856	28.235	150.2						
3	1'48.458	25.580	28.994	25.341	28.543	153.0	10	1'48.615	25.576	28.660	25.075	29.304	149.1						
4	1'46.923	25.570	28.312	24.702	28.339	150.5	11	1'47.562	25.885	28.792	24.538	28.347	149.7						
5	1'46.771	25.714	28.275	24.686	28.096	147.2	12	1'47.798	26.158	28.708	24.922	28.010	150.7						
6	1'46.153	25.573	28.147	24.412	28.021	150.0	13	1'47.083	25.582	28.221	24.796	28.484	148.4						
7	1'47.086	25.680	28.480	24.559	28.367	148.5	14	1'47.255	25.449	28.519	24.752	28.535	149.3						
8	1'46.833	25.154	28.186	24.890	28.603	154.0	15	1'46.490	25.815	28.137	24.707	27.831	146.5						
9	1'46.792	25.394	28.254	24.668	28.476	152.8	26th 28 Susi STEIBL ADAC Team Nordbay GER												
10	1'47.225	25.195	28.527	25.055	28.448	152.3	1	1'54.640	29.463	30.000	26.427	28.750	108.3						
11	1'46.848	25.134	28.337	25.041	28.336	155.5	2	1'51.704	26.709	29.282	25.924	29.789	151.0						
12	1'47.882	25.617	28.633	24.834	28.798	152.2	3	1'49.661	26.609	29.018	24.974	29.060	150.4						
13	1'46.459	25.333	28.274	24.557	28.295	149.7	4	1'49.454	26.599	28.964	25.207	28.684	149.4						
14	1'46.225	25.535	28.219	24.254	28.217	150.4	5	1'49.347	26.445	28.853	25.193	28.856	150.1						
15	1'45.963	24.924	27.799	24.440	28.800	153.2	6	1'49.580	26.168	28.967	24.968	29.477	152.0						
23rd 58 Endri PIIRSALU PZ Motorsport EST							7	1'49.553	25.940	29.626	25.243	28.744	150.4						
1	1'50.512	28.717	29.132	24.584	28.079	105.5	8	1'48.604	25.797	28.860	25.457	28.490	150.3						
2	1'43.816	24.814	27.751	23.822	27.429	153.2	9	1'48.791	26.008	28.905	25.133	28.745	153.5						
3	2'15.081	24.738	27.611	53.960	28.772	153.8	10	1'49.399	25.993	28.792	25.830	28.784	154.1						
4	1'47.257	25.965	28.214	24.863	28.215	151.8	11	1'47.029	25.787	28.353	24.774	28.115	152.0						
5	1'47.096	25.214	28.776	24.897	28.209	150.0	12	1'46.884	25.663	28.498	24.768	27.955	149.6						
6	1'46.035	25.230	27.929	24.790	28.086	149.1	13	1'49.085	25.618	28.977	26.331	28.159	151.1						
7	1'45.563	25.067	27.647	24.600	28.249	150.3	14	1'47.435	25.744	28.271	25.206	28.214	148.7						
8	1'46.643	24.977	28.066	25.539	28.061	153.1	27th 32 Nils KASTENHOLZ UK Retail Solutions R GER												
9	1'47.046	25.315	28.373	25.159	28.199	154.1	1	1'55.412	30.392	30.426	25.496	29.098	114.6						
10	1'44.772	25.143	27.299	24.422	27.908	151.9	2	1'50.602	26.407	29.549	25.513	29.133	155.0						
11	1'45.106	24.740	27.803	24.343	28.220	153.1	3	1'50.113	26.256	29.065	25.119	29.673	151.9						
12	1'48.292	26.423	28.257	25.392	28.220	152.4	4	1'49.032	25.933	29.047	25.387	28.665	152.2						
13	1'45.911	25.623	27.832	24.732	27.724	152.0	5	1'49.351	26.282	28.759	25.505	28.805	149.3						
14	1'44.991	25.030	27.475	24.604	27.882	150.5	6	1'48.833	25.925	29.286	25.061	28.561	155.0						
15	1'45.463	24.834	27.746	24.989	27.894	149.6	7	1'49.090	25.976	28.758	25.365	28.991	151.6						
24th 11 Moritz LEONHARDT ADAC Team Hansa e. GER							8	1'48.797	25.879	28.732	25.504	28.682	152.3						
1	1'54.519	30.229	30.130	25.227	28.933	110.7	9	1'48.032	25.892	28.417	25.423	28.300	151.3						
2	1'50.499	26.424	29.463	25.356	29.256	150.4	10	1'47.288	25.580	28.569	24.991	28.148	156.2						
3	1'49.016	26.429	29.082	24.995	28.510	146.4	11	1'47.676	25.637	28.555	25.223	28.261	154.2						
													12	1'48.351	25.865	29.134	25.292	28.060	149.4
													13	1'51.097	25.869	30.177	26.726	28.325	152.6

Fastest Lap:

1'40.714 24.436 26.657 23.080 26.541

DORNA DATA PROCESSING TIMING SERVICE DORNA DATA PROCESSING TIMING SERVICE DORNA DATA PROCESSING TIMING SERVICE DORNA DATA PROCESSING TIMING SERVICE DORNA DATA PROCESSING TIMING SERVICE DORNA DATA PROCESSING TIMING SERVICE DORNA DATA PROCESSING TIMING SERVICE DORNA DATA PROCESSING TIMING SERVICE DORNA DATA PROCCESSS

Race

Junior

Lap	Lap Time	T1	T2	T3	T4	Speed	Lap	Lap Time	T1	T2	T3	T4	Speed
4	1'54.305	27.677	29.760	26.756	30.112	130.2	6	1'42.158	24.392	27.203	23.540	27.023	155.2
5	1'54.717	27.784	29.772	26.816	30.345	130.5		unfinished	24.461	27.004	23.248		154.5
6	1'56.097	27.551	30.475	27.072	30.999	129.9	40th 2 Joscha Max BLIN ADAC e.V. GER						
7	1'55.192	27.428	29.840	26.789	31.135	129.7	1	1'54.683	30.748	29.765	25.433	28.737	114.0
8	1'54.946	27.707	29.341	27.199	30.699	131.6	2	1'50.324	26.887	29.247	25.478	28.712	149.9
9	1'56.083	28.181	31.156	26.727	30.019	131.8	3	1'49.750	26.673	28.997	25.336	28.744	145.7
10	1'54.151	27.011	29.978	26.786	30.376	133.1	4	1'51.893	28.129	29.373	25.648	28.743	134.4
11	1'55.091	27.454	29.531	27.122	30.984	133.6	5	1'50.996	26.628	29.510	25.838	29.020	144.1
12	1'54.003	27.102	30.370	26.494	30.037	132.1							
13	1'54.431	27.882	29.572	26.621	30.356	132.6							
14	1'54.556	27.296	29.561	27.034	30.665	130.4							

36th 3 Klaus HEIDEL ADAC Sachsen Leistu GER

1	1'42.549	24.970	26.924	23.561	27.094	82.7
2	1'41.667	24.602	26.753	23.490	26.822	148.6
3	1'41.272	24.559	26.736	23.295	26.682	148.7
4	1'41.224	24.451	26.706	23.364	26.703	148.8
5	1'41.839	24.846	26.823	23.330	26.840	148.3
6	1'41.500	24.423	27.003	23.329	26.745	150.1
7	1'41.500	24.390	26.741	23.434	26.935	150.8
8	1'41.384	24.452	26.755	23.288	26.889	150.7
9	1'40.975	24.322	26.558	23.293	26.802	153.4
10	1'41.415	24.378	26.828	23.399	26.810	152.2
11	1'41.230	24.238	26.580	23.496	26.916	153.3
12	1'41.165	24.354	26.682	23.363	26.766	151.9
13	1'40.754	24.386	26.729	23.190	26.449	152.2
	unfinished	24.306	26.574			153.1

41st 60 Johan POSTMA NED

1	1'53.656	29.004	29.916	26.313	28.423	95.6
2	1'55.659	25.767	30.261	28.681	30.950	150.7
3	1'58.345	28.151	30.772	28.261	31.161	132.4
4	2'00.896 P	28.411	30.578	27.773	34.134	128.9

42nd 9 Fabio FRANKENBE ADAC Team Nordbay GER

	unfinished	27.918	28.992			100.0
--	------------	--------	--------	--	--	-------

37th 4 Maximilian KAPPLE Intact Racing Team G GER

1	1'45.734	25.798	27.775	23.968	28.193	88.6
2	1'43.359	24.524	27.374	23.848	27.613	157.5
3	1'42.437	24.400	27.228	23.544	27.265	156.4
4	1'42.630	24.260	27.170	23.950	27.250	156.9
5	1'42.942	24.823	27.384	23.494	27.241	159.0
6	1'42.900	24.735	27.364	23.509	27.292	156.3
7	1'42.237	24.444	27.154	23.633	27.006	157.6
8	1'42.579	24.486	27.239	23.735	27.119	159.4
9	1'42.060	24.141	27.152	23.445	27.322	161.4
10	1'42.425	24.350	27.398	23.374	27.303	162.3
	unfinished	24.519	27.319			160.5

38th 62 Wayne GRUNINGE SWI

1	1'53.163	29.585	30.233	25.111	28.234	104.7
2	1'46.936	25.641	28.876	24.418	28.001	149.9
3	1'46.086	25.811	28.653	24.221	27.401	149.5
4	1'46.176	25.406	28.103	24.245	28.422	151.2
5	1'45.748	25.597	28.383	23.925	27.843	150.4
6	1'46.518	25.948	28.306	24.240	28.024	148.6
7	1'45.566	25.471	28.025	24.103	27.967	154.1
8	1'45.270	25.101	28.310	24.065	27.794	155.0
9	1'45.410	25.497	28.162	23.952	27.799	151.6
	unfinished	25.033				156.5

39th 24 Kevin RENTZSCH ADAC Racing Team A GER

1	1'46.557	26.979	28.424	23.736	27.418	96.5
2	1'44.101	24.610	28.331	23.706	27.454	158.8
3	1'43.415	24.894	27.442	23.743	27.336	156.6
4	1'42.261	24.490	27.163	23.626	26.982	154.7
5	1'42.922	24.770	27.382	23.684	27.086	153.1

Fastest Lap:

1'40.714 24.436 26.657 23.080 26.541

DORNA DATA PROCESSING TIMING SERVICE DORNA DATA PROCESSING TIMING SERVICE DORNA DATA PROCESSING TIMING SERVICE DORNA DATA PROCESSING TIMING SERVICE DORNA DATA PROCESSING TIMING SERVICE DORNA DATA PROCESSING TIMING SERVICE DORNA DATA PROCESSING TIMING SERVICE DORNA DATA PROCESSING TIMING SERVICE DORNA DATA PROCCESSIONS

