

ADAC TCR Germany

Result List Free Testsession 2



Provisional

Circuit Zandvoort, Length: 4307m

Air temperature: 19.59°C

Track temperature: 22.73°C

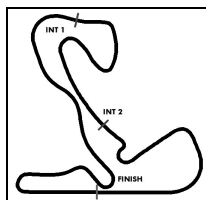
Weather condition: Dry

Reg. Nr.: KNAF 0301.17.196

Friday, July 21, 2017 10:45:00

started : 38 classified : 38 not classified : 0

Nr.	Drivers	Team	Lap	Best Time	Gap	Diff	Kph	Day Time
Cl.	Car	Competitor						
1	22	H.Proczyk(AUT) SEAT Leon TCR	HP Racing HP Racing	11	1:46.306		145.8	11:28:56
2	8	L.Engstler(DEU) R VW Golf GTI TCR	JUNIOR TEAM ENGSTLER(DEU) LIQUI MOLY Team Engstler	13	1:46.917	0.611	0.611 145.0	11:28:51
3	39	F.Thoma(CHE) VW Golf GTI TCR	JUNIOR TEAM ENGSTLER(DEU) LIQUI MOLY Team Engstler	12	1:46.960	0.654	0.043 144.9	11:28:41
4	82	T.Kramwinkel(DEU) Audi RS 3 LMS	GermanFLAVOURS Racing GermanFLAVOURS Racing	7	1:46.972	0.666	0.012 144.9	11:03:43
5	38	J.Wolfe(USA) VW Golf GTI TCR	TEAM ENGSTLER USA LIQUI MOLY Team Engstler	11	1:46.984	0.678	0.012 144.9	11:27:03
6	99	T.Zimmermann(DEU) Audi RS 3 LMS	Target Competition GER Target srl.	7	1:47.200	0.894	0.216 144.6	11:03:05
7	94	K.Richard(CHE) Honda Civic TCR	Target Competition UK-SUI(GBR) Target srl.	13	1:47.346	1.040	0.146 144.4	11:28:50
8	19	M.Hofer(AUT) Audi RS 3 LMS	AC 1927 Mayen e.V. im ADAC AC 1927 Mayen e.V. im ADAC	10	1:47.391	1.085	0.045 144.3	11:27:33
9	28	P.Eberle(CHE) SEAT Leon TCR	Steibel Motorsport(CZE) Pascal Eberle	9	1:47.403	1.097	0.012 144.3	11:29:29
10	2	A.Morgan(GBR) SEAT Leon TCR	Wolf-Power Racing 2 Wolf-Power Racing	11	1:47.438	1.132	0.035 144.3	11:30:04
11	1	J.Files(GBR) Honda Civic TCR	Target Competition UK-SUI(GBR) Target srl.	12	1:47.449	1.143	0.011 144.3	11:27:02
12	18	S.van der Linde(ZAF) Audi RS 3 LMS	AC 1927 Mayen e.V. im ADAC AC 1927 Mayen e.V. im ADAC	8	1:47.698	1.392	0.249 143.9	11:29:52
13	41	S.Kirsch(DEU) Honda Civic TCR	Honda Team ADAC Sachsen ADAC Sachsen e.V.	5	1:47.862	1.556	0.164 143.7	10:55:23
14	7	M.Halder(DEU) SEAT Leon TCR	Wolf-Power Racing 2 Wolf-Power Racing	3	1:47.875	1.569	0.013 143.7	10:54:10
15	14	N.Langeveld(NLD) Audi RS 3 LMS	Racing One Racing One GmbH	3	1:47.905	1.599	0.030 143.6	11:06:07
16	42	L.Niedertscheider(AUT) SEAT Leon TCR	Niedertscheider Motorsport(AUT) Niedertscheider Motorsport	11	1:47.991	1.685	0.086 143.5	11:27:45
17	44	S.Kaibach(DEU) Audi RS 3 LMS	Aust Motorsport(DEU) Aust Motorsport	12	1:48.108	1.802	0.117 143.4	11:29:54
18	78	F.Danz(CHE) SEAT Leon TCR	Schlaeppli Race-Tec(CHE) Schlaeppli Race-Tec	14	1:48.110	1.804	0.002 143.4	11:31:04
19	35	R.Rhyn(CHE) R SEAT Leon TCR	TOPCAR Sport TOPCAR Sport	6	1:48.117	1.811	0.007 143.4	10:57:39
20	27	J.Rodrigues(PRT) Honda Civic TCR	Target Competition AUT-POR Target srl.	13	1:48.119	1.813	0.002 143.4	11:29:04
21	64	S.Markert(DEU) Audi RS 3 LMS	GermanFLAVOURS Racing ADAC Berlin-Brandenburg e.V.	3	1:48.139	1.833	0.020 143.3	10:53:31
22	40	D.Koster(NLD) Audi RS 3 LMS	Certainty Racing Team(NLD) Dillon Koster	10	1:48.153	1.847	0.014 143.3	11:27:26
23	9	S.Goede(DEU) VW Golf GTI TCR	TEAM ENGSTLER USA LIQUI MOLY Team Engstler	13	1:48.298	1.992	0.145 143.1	11:28:54
24	10	A.Buri(FIN) Audi RS 3 LMS	LMS Racing(FIN) LMS Racing	11	1:48.416	2.110	0.118 143.0	11:27:22
25	11	J.Schmarl(AUT) Honda Civic TCR	Target Competition AUT-POR Target srl.	14	1:48.532	2.226	0.116 142.8	11:29:02
26	54	S.Reicher(AUT) R Audi RS 3 LMS	Certainty Racing Team(NLD) Certainty Racing Team BV	5	1:48.535	2.229	0.003 142.8	10:56:30



ADAC TCR Germany

Result List Free Testsession 2



Provisional

Reg. Nr.: KNAF 0301.17.196

Circuit Zandvoort, Length: 4307m

Air temperature: 19.59°C

Track temperature: 22.73°C

Weather condition: Dry

Friday, July 21, 2017 10:45:00

started : 38 classified : 38 not classified : 0

Nr. Drivers	Team	Lap	Best Time	Gap	Diff	Kph	Day Time
Cl. Car	Competitor						
27 58 R.Breukers(NLD) SEAT Leon TCR	Bas Koeten Racing 2(NLD) Bas Koeten Racing BV	13	1:48.539	2.233	0.004	142.8	11:28:48
28 13 K.Jordan(DEU) VW Golf GTI TCR	Racing One Racing One GmbH	3	1:48.595	2.289	0.056	142.7	10:51:31
29 23 S.Steibel(DEU) VW Golf GTI TCR	Steibel Motorsport(CZE) Steibel Motorsport	6	1:48.756	2.450	0.161	142.5	10:59:39
30 17 J.Preisig(CHE) Opel Astra TCR	Lubner Motorsport(DEU) Lubner Motorsport	12	1:48.831	2.525	0.075	142.4	11:28:40
31 57 M.Verhagen(NLD) Audi RS 3 LMS	Bas Koeten Racing 1(NLD) Bas Koeten Racing BV	14	1:48.928	2.622	0.097	142.3	11:30:36
32 98 T.Lautenschlager(DEU) Audi RS 3 LMS	Target Competition GER Target srl.	9	1:48.972	2.666	0.044	142.2	11:05:17
33 12 S.Larsson(SWE) Audi RS 3 LMS	Target Competition SWE POL Target srl.	13	1:49.027	2.721	0.055	142.2	11:29:09
34 66 R.Jost(CHE) SEAT Leon TCR	TOPCAR Sport TOPCAR Sport	8	1:49.028	2.722	0.001	142.2	11:04:23
35 20 N.Kankkunen(FIN) Audi RS 3 LMS	LMS Racing(FIN) LMS Racing	6	1:49.045	2.739	0.017	142.1	10:58:35
36 88 M.Oestreich(DEU) Honda Civic TCR	Honda Team ADAC Sachsen ADAC Sachsen e.V.	5	1:49.108	2.802	0.063	142.1	10:56:13
37 3 G.Rdest(POL) Audi RS 3 LMS	Target Competition SWE POL Target srl.	13	1:49.239	2.933	0.131	141.9	11:29:08
38 84 M.Sandberg(NLD) Audi RS 3 LMS	Racing One 2 Racing One GmbH	10	1:49.774	3.468	0.535	141.2	11:29:43

Subject to final scrutineering!

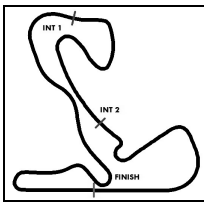
Publication time:	Clerk of the Course: Jeroen Frieman	Timekeeper: Steffen Ruhl
-------------------	-------------------------------------	--------------------------

ver: 1.0

www.adac.de/motorsport

Page 2/ 2 printed: 21.7.2017 11:36

CERTINA
S W I S S W A T C H E S



ADAC TCR Germany

Sector List Free Testsession 2



Provisional

Reg. Nr.: KNAF 0301.17.196

Circuit Zandvoort, Length: 4307m

Air temperature: 19.59°C

Track temperature: 22.73°C

Weather condition: Dry

Friday, July 21, 2017 10:45:00

Lap	Time	SE1	SP1	SE2	SP2	SE3	SP3	TSP	Lap	Time	SE1	SP1	SE2	SP2	SE3	SP3	TSP
1 Files, GBR									theoretical besttime: 1:47.108								
1	3:21.110	2:18.857	156	29.453	187	32.800	215		8	2:07.095	47.506	174	28.583	193	51.006	30	226
2	1:49.919	49.073	171	28.423	189	32.423	221	227	9	4:44.488	3:40.462	165	31.655	178	32.371	216	
3	1:49.589	47.934	171	28.672	188	32.983	216	215	10	2:55.406	1:02.819	20	44.360	102	1:08.227	27	225
4	1:49.525	47.768	176	28.633	174	33.124	216	228	11	16:10.469	15:07.770	157	28.961	189	33.738	217	
5	1:50.117	49.524	176	28.458	193	32.135	216	223	12	1:47.449	47.113	178	28.471	192	31.865	217	228
6	1:48.221	47.574	176	28.474	192	32.173	215	226	13	1:47.507	47.109	176	28.134	193	32.264	215	229
7	1:48.142	47.627	175	28.293	192	32.222	217	226	14	1:48.098	47.542	174	28.423	191	32.133	218	224

Lap	Time	SE1	SP1	SE2	SP2	SE3	SP3	TSP	Lap	Time	SE1	SP1	SE2	SP2	SE3	SP3	TSP
2 Morgan, GBR									theoretical besttime: 1:47.221								
1	4:50.656	3:41.946	147	31.679	161	37.031	171		7	1:47.650	47.493	179	28.180	193	31.977	217	232
2	2:11.462	52.043	128	32.692	180	46.727	48	181	8	2:00.960	47.510	179	28.405	179	45.045	47	229
3	3:53.836	2:40.656	124	33.454	169	39.726	201		9	21:10.492	20:01.912	145	32.807	170	35.773	207	
4	1:53.493	51.413	162	29.490	190	32.590	218	138	10	1:51.801	50.319	166	29.429	187	32.053	219	202
5	1:47.542	47.279	181	28.053	191	32.210	217	231	11	1:47.438	47.191	180	28.122	193	32.125	219	231
6	1:48.786	48.220	180	28.293	191	32.273	220	231									

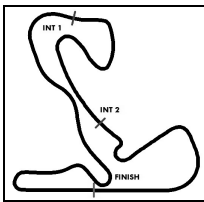
Lap	Time	SE1	SP1	SE2	SP2	SE3	SP3	TSP	Lap	Time	SE1	SP1	SE2	SP2	SE3	SP3	TSP
3 Rdest, POL									theoretical besttime: 1:48.842								
1	3:20.731	2:16.122	147	30.194	169	34.415	205		8	1:52.231	49.527	177	29.361	188	33.343	219	201
2	1:54.635	51.577	150	29.720	183	33.338	215	191	9	1:52.657	50.420	175	29.035	189	33.202	216	214
3	1:53.091	50.494	150	29.746	188	32.851	212	218	10	2:05.903	49.266	177	29.055	188	47.582	40	215
4	1:52.129	49.888	173	29.169	187	33.072	216	213	11	20:03.930	18:55.369	152	31.167	150	37.394	216	
5	1:51.695	49.161	176	29.428	182	33.106	217	217	12	1:49.445	48.869	178	28.421	188	32.155	219	205
6	1:51.015	48.893	177	29.361	186	32.761	216	217	13	1:49.239	48.266	179	28.595	189	32.378	217	217
7	1:50.948	49.121	171	29.004	188	32.823	210	222	14	1:51.009	50.086	179	28.755	190	32.168	219	211

Lap	Time	SE1	SP1	SE2	SP2	SE3	SP3	TSP	Lap	Time	SE1	SP1	SE2	SP2	SE3	SP3	TSP
7 Halder, DEU									theoretical besttime: 1:47.233								
1	5:27.948	4:25.017	151	30.037	186	32.894	217		8	4:11.215	3:07.547	180	28.370	190	35.298	219	
2	1:54.218	49.304	178	28.528	191	36.386	219	230	9	2:44.713	48.468	99	42.336	103	1:13.909	21	231
3	1:47.875	47.823	181	28.081	191	31.971	221	231	10	17:48.014	16:37.481	143	35.474	118	35.059	218	
4	1:49.739	49.271	166	28.682	193	31.786	221	234	11	1:48.637	48.376	175	28.391	190	31.870	221	230
5	1:48.472	47.796	174	28.663	190	32.013	217	215	12	1:48.971	48.194	151	28.747	189	32.030	219	232
6	1:49.613	47.774	177	29.025	179	32.814	220	231	13	1:48.186	47.366	178	28.184	193	32.636	218	231
7	1:59.426	48.365	179	28.580	173	42.481	57	231									

Lap	Time	SE1	SP1	SE2	SP2	SE3	SP3	TSP	Lap	Time	SE1	SP1	SE2	SP2	SE3	SP3	TSP
8 Engstler, DEU									theoretical besttime: 1:46.758								
1	2:27.470	1:22.280	146	30.899	151	34.291	202		8	3:33.535	2:31.811	176	29.847	191	31.877	217	
2	2:00.102	50.736	165	29.262	175	40.104	59	209	9	1:47.933	47.478	180	28.633	191	31.822	218	229
3	3:27.713	2:27.040	168	28.882	187	31.791	217		10	2:15.048	48.607	103	30.496	136	55.945	28	225
4	1:47.997	47.731	180	28.410	189	31.856	217	229	11	17:22.842	16:17.532	158	30.756	144	34.554	215	
5	1:47.868	47.422	179	28.431	188	32.015	217	229	12	1:48.977	48.989	177	28.486	188	31.502	217	224
6	1:47.851	47.546	179	28.396	189	31.909	217	228	13	1:46.917	47.067	180	28.189	190	31.661	218	230
7	1:57.154	48.302	178	28.371	187	40.481	59	229	14	2:18.288	1:08.028	169	29.880	176	40.380	59	231

Lap	Time	SE1	SP1	SE2	SP2	SE3	SP3	TSP	Lap	Time	SE1	SP1	SE2	SP2	SE3	SP3	TSP
9 Goede, DEU									theoretical besttime: 1:47.994								
1	2:48.276	1:41.743	150	32.431	180	34.102	209		8	4:02.015	2:58.211	132	30.701	184	33.103	209	
2	2:00.011	57.938	163	29.048	185	33.025	211	219	9	1:49.598	48.438	177	28.535	189	32.625	211	219
3	1:51.150	49.515	176	28.682	187	32.953	210	218	10	2:58.031	48.307	176	28.402	188	1:41.322	44	221
4	1:50.276	48.799	176	28.891	187	32.586	212	220	11	17:04.984	15:59.575	164	30.556	160	34.853	214	
5	1:52.034	48.747	177	30.448	183	32.839	212	220	12	1:48.565	48.162	175	28.424	189	31.979	215	227
6	1:51.547	49.219	176	29.048	185	33.280	210	218	13	1:48.298	47.627	178	28.388	189	32.283	216	227
7	2:09.360	50.086	170	32.371	142	46.903	58	217	14	1:49.696	48.375	176	28.744	188	32.577	209	228

Lap	Time	SE1	SP1	SE2	SP2	SE3	SP3	TSP	Lap	Time	SE1	SP1	SE2	SP2	SE3	SP3	TSP
10 Buri, FIN									theoretical besttime: 1:48.183								
1	4:24.314	3:16.859	155	32.174	169	35.281	216		8	1:48.864	47.907	180	28.564	190	32.393	220	230
2	1:54.695	49.990	164	31.137	188	33.568	214	216	9	3:05.829	1:07.837	25	43.822	94	1:14.170	14	218
3	1:50.125	48.407	176	29.223	186	32.495	219	225	10	15:48.303	14:39.874	150	30.548	153	37.881	220	
4	1:50.043	48.344	178	28.697	191	33.002	217	232	11	1:48.416	47.982	179	28.396	192	32.038	221	231
5	1:58.168	47.955	179	28.719	189	41.494	58	229	12	1:49.490	49.183	177	28.238	192	32.069	218	233
6	6:01.241	4:58.033	163	29.738	186	33.470	217		13	1:49.546	48.266	173	29.028	192	32.252	218	225



ADAC TCR Germany

Sector List Free Testsession 2



Provisional

Circuit Zandvoort, Length: 4307m

Air temperature: 19.59°C

Track temperature: 22.73°C

Weather condition: Dry

Reg. Nr.: KNAF 0301.17.196

Friday, July 21, 2017 10:45:00

Lap	Time	SE1	SP1	SE2	SP2	SE3	SP3	TSP	Lap	Time	SE1	SP1	SE2	SP2	SE3	SP3	TSP
7	1:51.999	48.778	177	30.267	146	32.954	218	225									

11 Schmarl, AUT

theoretical besttime: 1:48.421

1	3:55.993	2:45.905	145	33.250	166	36.838	203		9	1:49.468	48.420	174	28.519	191	32.529	215	220
2	1:52.877	50.888	160	28.803	190	33.186	211	198	10	1:53.064	49.116	160	30.336	167	33.612	217	222
3	1:50.592	49.046	171	28.666	190	32.880	213	213	11	2:14.758	49.268	102	32.043	135	53.447	30	224
4	1:50.281	48.940	174	28.499	192	32.842	215	215	12	17:35.499	16:26.488	151	32.415	126	36.596	215	
5	1:49.521	48.335	175	28.457	190	32.729	214	224	13	1:49.181	48.159	173	28.465	191	32.557	216	221
6	1:49.754	48.626	173	28.476	191	32.652	215	220	14	1:48.532	48.097	178	28.342	191	32.093	215	224
7	1:48.971	47.986	172	28.598	191	32.387	215	226	15	1:49.218	48.556	177	28.360	191	32.302	213	224
8	1:53.303	48.709	172	29.195	159	35.399	215	225									

12 Larsson, SWE

theoretical besttime: 1:49.027

1	3:23.489	2:17.955	140	31.788	173	33.746	217		8	1:54.831	51.341	149	30.806	180	32.684	217	198
2	1:52.199	50.460	169	29.316	184	33.423	207	211	9	1:50.092	48.121	177	29.020	185	32.951	221	222
3	1:53.131	50.129	160	30.102	185	32.900	218	216	10	2:46.750	49.064	108	45.611	102	1:12.075	17	227
4	1:51.678	49.356	171	29.242	182	33.080	215	210	11	16:51.756	15:43.978	151	30.376	147	37.402	218	
5	1:51.997	49.980	170	29.123	187	32.894	218	211	12	1:50.068	49.071	169	28.667	187	32.330	219	203
6	2:11.409	49.187	175	29.639	158	52.583	47	217	13	1:49.027	48.081	175	28.647	188	32.299	217	226
7	4:01.269	2:48.304	132	35.733	137	37.232	214		14	1:52.876	49.772	178	28.648	190	34.456	176	222

13 Jordan, DEU

theoretical besttime: 1:47.914

1	2:45.877	1:43.438	156	29.635	187	32.804	212		7	1:48.660	47.579	178	28.839	187	32.242	215	225
2	1:56.263	54.557	172	29.014	183	32.692	212	219	8	2:10.010	51.534	147	30.445	161	48.031	41	225
3	1:48.595	48.260	176	28.454	187	31.881	213	216	9	24:07.736	23:05.126	163	30.088	180	32.522	216	
4	1:49.365	48.398	178	28.718	186	32.249	215	224	10	1:49.976	48.646	178	28.995	175	32.335	217	220
5	1:48.934	48.014	177	28.704	187	32.216	214	224	11	1:49.218	47.957	176	28.578	188	32.683	212	227
6	1:49.670	48.067	177	28.931	187	32.672	215	224	12	1:48.627	47.845	177	28.558	188	32.224	215	220

14 Langeveld, NLD

theoretical besttime: 1:47.905

1	17:30.425	16:26.715	146	30.856	181	32.854	218		5	16:03.837	15:02.201	164	29.187	188	32.449	218	
2	1:48.738	47.811	180	28.729	186	32.198	217	224	6	1:48.264	47.672	180	28.523	190	32.069	218	229
3	1:47.905	47.478	180	28.407	190	32.020	217	230	7	2:01.762	47.694	178	29.123	148	44.945	53	230
4	2:53.745	58.662	43	47.758	101	1:07.325	27	229	8								

17 Preisig, CHE

theoretical besttime: 1:48.631

1	5:08.323	3:48.052	131	38.063	111	42.208	144		8	2:06.200	52.288	144	29.153	182	44.759	44	208
2	2:05.520	57.557	124	32.601	161	35.362	208	140	9	5:16.827	3:20.106	35	42.793	106	1:13.928	16	
3	1:53.842	50.716	169	30.176	166	32.950	219	195	10	16:10.561	15:08.244	153	29.486	182	32.831	216	
4	1:51.838	50.618	174	28.473	194	32.747	219	217	11	1:49.320	48.422	175	28.502	190	32.396	219	214
5	1:50.230	48.928	175	28.706	180	32.596	221	210	12	1:48.831	48.032	177	28.475	188	32.324	217	221
6	1:49.050	48.237	174	28.443	187	32.370	221	207	13	1:50.963	47.864	176	29.719	187	33.380	217	222
7	1:49.806	48.190	173	28.910	183	32.706	219	221									

18 van der Linde, ZAF

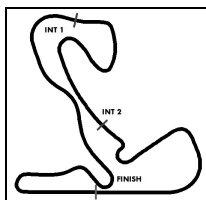
theoretical besttime: 1:47.698

1	4:20.339					4:20.339			6	20:26.061	19:12.664	120	40.164	100	33.233	219	
2	10:46.135								7	1:53.857	47.669	171	32.690	125	33.498	217	231
3	1:57.943								8	1:47.698	47.344	180	28.361	190	31.993	219	230
4	1:51.450								9	1:49.098	47.616	180	28.596	188	32.886	175	229
5	1:48.837																

19 Hofer, AUT

theoretical besttime: 1:47.222

1	4:23.003	3:20.220	172	29.273	169	33.510	217		7	1:48.056	47.634	182	28.286	190	32.136	221	225
2	1:48.770	48.152	180	28.378	192	32.240	217	225	8	2:09.120	47.449	180	28.273	192	53.398	41	230
3	1:48.535	47.837	180	28.482	191	32.216	219	227	9	18:16.472	17:03.884	178	34.717	72	37.871	218	
4	1:48.603	47.799	180	28.652	189	32.152	218	229	10	1:47.391	47.485	180	28.114	192	31.792	220	227
5	2:00.281	47.982	180	28.946	188	43.353	47	229	11	1:54.295	47.464	179	32.377	102	34.454	221	229
6	6:42.841	5:36.208	130	33.518	148	33.115	215		12	1:56.774	47.316	180	33.217	79	36.241	221	231



ADAC TCR Germany

Sector List Free Testsession 2



Provisional

Reg. Nr.: KNAF 0301.17.196

Circuit Zandvoort, Length: 4307m

Air temperature: 19.59°C

Track temperature: 22.73°C

Weather condition: Dry

Friday, July 21, 2017 10:45:00

Lap	Time	SE1	SP1	SE2	SP2	SE3	SP3	TSP	Lap	Time	SE1	SP1	SE2	SP2	SE3	SP3	TSP
20	Kankkunen, FIN									theoretical besttime: 1:48.757							
1	4:25.268	3:22.508	156	29.489	176	33.271	212		8	5:01.800	3:54.342	159	33.243	180	34.215	208	
2	1:51.835	49.710	159	29.376	190	32.749	212	211	9	2:38.340	54.842	95	37.245	109	1:06.253	37	226
3	1:49.204	47.947	170	28.709	190	32.548	214	228	10	17:23.815	16:20.069	119	30.064	183	33.682	214	
4	1:49.971	47.921	177	29.234	180	32.816	214	231	11	1:49.776	48.751	166	28.608	191	32.417	215	230
5	1:49.908	48.002	172	29.418	184	32.488	217	229	12	1:49.211	47.859	167	29.047	190	32.305	215	230
6	1:49.045	47.852	176	28.725	190	32.468	214	230	13	1:49.771	47.844	172	28.795	191	33.132	215	231
7	1:59.923	48.155	174	28.862	189	42.906	47	226									

22	Proczyk, AUT									theoretical besttime: 1:46.306							
1	4:07.627	3:01.329	154	31.062	161	35.236	199		7	1:52.967	50.096	176	29.415	188	33.456	216	228
2	2:06.641	53.248	168	29.080	181	44.313	44	176	8	2:15.343	48.793	73	34.274	152	52.276	35	229
3	6:53.581	5:52.142	172	28.918	189	32.521	216		9	17:36.499	16:27.030	148	32.816	109	36.653	215	
4	1:48.967	47.880	175	28.880	190	32.207	217	225	10	1:46.775	47.281	179	27.809	189	31.685	218	228
5	1:53.530	49.375	175	28.841	187	35.314	216	228	11	1:46.306	46.939	179	27.735	192	31.632	220	230
6	1:47.883	47.452	178	28.441	191	31.990	217	226	12	1:59.708	50.262	178	28.212	190	41.234	48	218

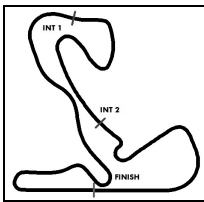
23	Steibel, DEU									theoretical besttime: 1:48.727							
1	5:21.902	4:11.700	137	34.353	167	35.849	205		6	1:48.756	47.809	175	28.577	187	32.370	217	226
2	1:54.453	51.905	172	29.129	187	33.419	215	209	7	2:05.488	48.602	172	31.075	152	45.811	53	225
3	1:52.135	50.317	179	28.964	185	32.854	216	214	8	3:42.647	2:40.614	176	29.110	184	32.923	214	
4	1:52.476	50.737	164	29.398	189	32.341	217	223	9		49.810	60					217
5	1:49.599	48.147	177	28.948	186	32.504	217	215									

27	Rodrigues, PRT									theoretical besttime: 1:47.916							
1	3:44.584	2:36.713	157	32.174	158	35.697	206		8	1:52.486	50.630	175	28.927	188	32.929	212	220
2	1:53.884	50.148	170	29.149	189	34.587	212	215	9	1:49.652	48.200	176	28.817	189	32.635	215	223
3	1:49.927	48.489	176	28.941	188	32.497	215	221	10	2:04.116	50.046	175	30.774	188	43.296	61	225
4	1:52.169	50.707	176	28.872	189	32.590	214	226	11	19:45.641	18:35.976	168	32.369	133	37.296	215	
5	1:50.187	48.244	177	29.221	189	32.722	213	225	12	1:48.582	48.202	178	28.472	191	31.908	215	219
6	1:53.170	49.381	175	30.801	187	32.988	213	223	13	1:48.119	47.594	179	28.414	190	32.111	216	226
7	1:51.306	49.155	170	29.042	188	33.109	213	221	14	1:48.640	47.835	178	28.694	190	32.111	217	227

28	Eberle, CHE									theoretical besttime: 1:47.122							
1	5:22.434	3:48.609	106	40.245	122	53.580	47		6	2:48.091	1:01.777	27	40.704	131	1:05.610	11	226
2	8:39.427	7:18.216	152	35.817	151	45.394	51		7	16:29.014	15:22.146	140	32.379	140	34.489	213	
3	3:59.137	2:46.842	134	37.508	134	34.787	215		8	1:47.597	47.489	181	28.043	190	32.065	215	225
4	1:47.718	47.501	180	28.325	189	31.892	217	221	9	1:47.403	47.301	179	28.236	190	31.866	217	225
5	1:48.057	47.223	180	28.663	188	32.171	215	228	10		47.213	179					230

35	Rhyn, CHE									theoretical besttime: 1:48.046							
1	3:31.241	2:21.017	155	34.927	157	35.297	210		8	2:06.153	51.046	157	30.652	163	44.455	35	208
2	1:52.121	50.515	175	28.677	191	32.929	215	203	9	4:07.002	3:01.608	165	31.488	183	33.906	217	
3	1:49.678	48.134	178	28.417	189	33.127	215	219	10	2:21.895	49.037	112	33.049	120	59.809	38	227
4	1:48.907	48.152	179	28.340	190	32.415	219	222	11	18:04.534	16:50.402	123	35.862	141	38.270	212	
5	1:48.782	48.101	173	28.548	192	32.133	217	215	12	1:49.715	48.576	176	28.496	191	32.643	215	218
6	1:48.117	47.618	180	28.411	190	32.088	217	226	13	1:49.359	48.209	177	28.542	190	32.608	215	225
7	1:48.418	47.695	179	28.405	191	32.318	217	228	14	1:49.188	48.087	178	28.578	189	32.523	217	224

38	Wolfe, USA									theoretical besttime: 1:46.851							
1	3:40.429	2:23.047	142	31.871	173	45.511	43		8	1:48.093	47.352	177	28.485	191	32.256	212	228
2	3:52.557	2:51.439	168	28.874	188	32.244	211		9	2:08.663	47.866	138	30.257	175	50.540	32	225
3	1:48.128	47.783	177	28.500	188	31.845	214	225	10	17:34.267	16:28.974	163	31.415	165	33.878	215	
4	1:49.736	48.112	177	29.031	188	32.593	210	229	11	1:46.984	47.322	179	27.964	192	31.698	215	229
5	2:00.823	48.648	176	28.903	188	43.272	46	219	12	1:49.819	47.278	179	30.659	181	31.882	215	230
6	3:44.817	2:38.689	162	33.671	165	32.457	212		13	1:47.566	47.189	176	28.403	189	31.974	214	230
7	1:48.543	48.575	174	28.243	191	31.725	213	227									



ADAC TCR Germany

Sector List Free Testsession 2



Provisional

Reg. Nr.: KNAF 0301.17.196

Circuit Zandvoort, Length: 4307m

Air temperature: 19.59°C

Track temperature: 22.73°C

Weather condition: Dry

Friday, July 21, 2017 10:45:00

Lap	Time	SE1	SP1	SE2	SP2	SE3	SP3	TSP	Lap	Time	SE1	SP1	SE2	SP2	SE3	SP3	TSP
39 Thoma, CHE									theoretical besttime: 1:46.821								
1	2:51.433	1:47.617	169	30.105	155	33.711	212		8	1:57.745	48.234	157	28.693	187	40.818	58	220
2	1:59.072	56.890	127	29.903	189	32.279	213	224	9	4:58.086	3:12.060	23	41.308	101	1:04.718	26	
3	1:58.523	48.146	180	28.239	189	42.138	58	225	10	16:01.634	14:59.952	159	28.953	188	32.729	215	
4	2:37.707	1:37.161	179	28.466	189	32.080	215		11	1:47.217	47.094	181	28.465	189	31.658	215	226
5	1:48.096	47.394	180	28.916	189	31.786	216	227	12	1:46.960	47.185	180	28.069	190	31.706	215	228
6	1:59.487	48.129	180	28.605	186	42.753	48	229	13	1:57.970	47.469	180	29.656	182	40.845	59	227
7	3:55.137	2:54.071	174	28.985	185	32.081	211										

40 Koster, NLD									theoretical besttime: 1:47.498								
1	7:11.912	5:58.452	130	33.984	167	39.476	181		7	1:50.285	48.068	160	29.153	175	33.064	218	231
2	2:00.357	56.360	164	30.113	157	33.884	215	167	8	2:04.838	48.010	118	30.413	174	46.415	42	233
3	1:52.292	50.438	174	28.878	191	32.976	216	213	9	18:00.314	16:54.753	163	28.871	178	36.690	221	
4	1:50.250	48.802	178	28.656	191	32.792	217	217	10	1:48.153	47.210	179	28.151	193	32.792	217	234
5	1:57.540	48.485	178	28.314	191	40.741	44	227	11	1:49.059	48.069	170	28.853	192	32.137	220	231
6	3:49.638	2:45.090	177	32.036	179	32.512	218		12	2:05.698	47.336	178	30.054	149	48.308	31	233

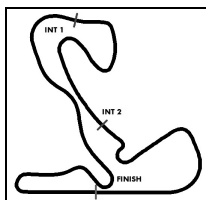
41 Kirsch, DEU									theoretical besttime: 1:47.761								
1	3:05.884	2:02.197	147	31.062	188	32.625	215		7	6:21.071	4:59.608	147	39.321	65	42.142	216	
2	1:49.740	48.285	173	29.272	186	32.183	219	225	8	1:49.060	48.333	176	28.737	190	31.990	218	226
3	1:50.878	48.098	169	28.338	188	34.442	215	220	9	2:25.622	48.526	119	36.947	119	1:00.149	33	229
4	1:48.828	48.158	175	28.623	191	32.047	218	228	10	18:06.723	16:59.449	129	33.884	188	33.390	217	
5	1:47.862	47.498	179	28.344	191	32.020	218	226	11	1:47.988	47.433	177	28.383	190	32.172	214	227
6	2:08.679	48.044	173	30.716	160	49.919	44	226	12	2:09.024	47.611	177	28.694	189	52.719	45	225

42 Niedertscheider, AUT									theoretical besttime: 1:47.526								
1	5:35.095	4:26.732	142	34.174	176	34.189	210		8	1:48.604	47.709	177	28.528	190	32.367	217	228
2	1:51.257	49.192	175	28.735	192	33.330	215	214	9	2:53.882	1:11.864	15	43.409	148	58.609	21	229
3	1:49.493	48.298	179	28.812	191	32.383	218	229	10	16:43.832	15:34.549	144	33.170	143	36.113	215	
4	2:04.980	51.736	176	29.153	187	44.091	51	232	11	1:47.991	47.540	181	28.302	193	32.149	216	227
5	4:32.328	3:28.897	176	28.748	187	34.683	216		12	1:48.155	47.075	181	28.688	190	32.392	217	228
6	1:48.643	47.274	179	28.373	192	32.996	215	227	13	1:48.033	47.210	178	28.505	191	32.318	217	230
7	1:49.314	47.815	180	28.725	188	32.774	217	227									

44 Kaibach, DEU									theoretical besttime: 1:47.603								
1	3:35.299	2:28.367	168	34.390	172	32.542	215		8	1:49.002	48.101	179	28.572	188	32.329	217	227
2	1:48.527	48.315	178	28.163	188	32.049	220	225	9	2:08.552	47.895	174	28.886	171	51.771	36	229
3	1:51.382	48.198	180	28.534	191	34.650	216	226	10	18:45.818	17:29.384	139	39.902	113	36.532	215	
4	1:50.759	49.573	171	29.127	190	32.059	216	222	11	1:48.234	47.391	176	28.637	187	32.206	218	228
5	2:22.021	55.786	138	33.806	163	52.429	56	228	12	1:48.108	47.442	179	28.388	191	32.278	217	231
6	5:08.984	3:53.235	159	41.116	147	34.633	215		13	1:48.526	47.518	180	28.736	187	32.272	216	229
7	1:57.617	48.079	177	34.836	102	34.702	217	224									

54 Reicher, AUT									theoretical besttime: 1:48.377								
1	4:13.178	3:06.100	143	32.876	160	34.202	215		8	1:48.978	47.867	176	28.777	189	32.334	217	229
2	1:50.671	49.358	173	28.450	186	32.863	217	210	9	1:58.909	48.201	177	28.512	192	42.196	49	229
3	1:48.743	47.860	177	28.379	189	32.504	217	226	10	3:29.352	2:08.488	176	28.952	190	51.912	38	
4	1:49.007	47.858	178	28.657	187	32.492	217	227	11	18:55.973	17:45.509	144	36.053	141	34.411	216	
5	1:48.535	47.673	177	28.520	188	32.342	216	230	12	1:49.138	48.126	174	28.687	191	32.325	217	228
6	1:50.118	47.884	177	29.567	187	32.667	218	224	13	1:49.066	47.908	176	28.610	190	32.548	217	230
7	1:49.001	47.995	175	28.505	190	32.501	216	224	14	1:49.920	47.885	177	29.083	187	32.952	217	228

57 Verhagen, NLD									theoretical besttime: 1:48.577								
1	3:10.472	2:03.571	154	31.816	174	35.085	211		8	1:51.531	49.377	171	29.006	188	33.148	212	227
2	1:55.656	50.505	170	29.551	173	35.600	206	216	9	1:49.388	48.192	176	28.617	189	32.579	219	224
3	1:52.968	51.322	169	28.926	191	32.720	216	219	10	2:20.992	51.732	127	37.603	117	51.657	47	215
4	1:50.711	48.213	178	29.375	178	33.123	216	228	11	19:46.301	18:42.491	163	29.995	180	33.815	217	
5	1:52.044	50.349	174	28.886	189	32.809	217	221	12	1:49.097	48.227	179	28.402	191	32.468	217	228
6	1:49.190	48.090	175	28.542	188	32.558	218	225	13	1:49.026	48.108	181	28.524	191	32.394	217	229
7	1:49.542	48.212	173	28.520	189	32.810	216	231	14	1:48.928	47.781	179	28.479	192	32.668	218	230



ADAC TCR Germany

Sector List Free Testsession 2



Provisional

Reg. Nr.: KNAF 0301.17.196

Circuit Zandvoort, Length: 4307m

Air temperature: 19.59°C

Track temperature: 22.73°C

Weather condition: Dry

Friday, July 21, 2017 10:45:00

Lap	Time	SE1	SP1	SE2	SP2	SE3	SP3	TSP	Lap	Time	SE1	SP1	SE2	SP2	SE3	SP3	TSP
-----	------	-----	-----	-----	-----	-----	-----	-----	-----	------	-----	-----	-----	-----	-----	-----	-----

58 Breukers, NLD

theoretical besttime: 1:48.181

1	2:52.745	1:46.405	162	31.002	157	35.338	215		8	4:53.505	3:51.624	172	29.371	184	32.510	215	
2	2:02.234	56.487	128	32.797	129	32.950	217	226	9	1:48.698	47.733	175	28.712	188	32.253	216	227
3	1:48.756	48.180	176	28.621	189	31.955	217	225	10	2:50.498	54.054	34	43.056	108	1:13.388	14	229
4	1:54.269	51.358	156	30.151	182	32.760	217	230	11	16:21.827	15:18.088	158	30.460	182	33.279	216	
5	1:48.982	48.038	176	28.787	185	32.157	216	225	12	1:49.228	47.981	174	29.050	188	32.197	215	227
6	1:49.166	47.957	172	28.815	189	32.394	215	228	13	1:48.539	47.664	176	28.690	188	32.185	217	229
7	1:59.926	49.454	174	29.452	186	41.020	59	208	14	1:58.188	47.933	174	28.562	189	41.693	59	228

64 Markert, DEU

theoretical besttime: 1:47.723

1	4:54.383	3:48.829	130	31.655	175	33.899	208		7	2:00.232	48.742	177	28.987	185	42.503	44	225
2	1:48.547	48.211	176	28.366	188	31.970	214	217	8	20:55.975	19:47.832	159	30.084	154	38.059	212	
3	1:48.139	47.562	178	28.435	188	32.142	215	229	9	1:50.782	47.445	177	29.471	184	33.866	213	224
4	1:59.594	47.709	177	28.925	188	42.960	41	230	10	1:49.222	48.083	176	28.990	191	32.149	218	225
5	5:19.505	4:16.756	168	30.099	155	32.650	211		11	1:48.641	47.961	173	28.366	190	32.314	215	231
6	1:48.833	47.889	176	28.308	189	32.636	214	221									

66 Jost, CHE

theoretical besttime: 1:48.407

1	3:42.216	2:32.544	160	34.406	113	35.266	211		8	1:49.028	47.996	178	28.987	191	32.045	218	229
2	1:49.927	49.363	180	28.556	192	32.008	219	224	9	1:50.211	48.489	175	29.214	188	32.508	217	230
3	1:53.674	49.238	170	28.403	192	36.033	216	231	10	2:53.807	1:13.068	17	37.028	125	1:03.711	23	224
4	1:49.599	48.309	177	28.954	192	32.336	220	226	11	16:24.835	15:17.299	165	30.057	185	37.479	217	
5	1:51.703	48.719	174	30.595	186	32.389	217	231	12	1:49.438	48.564	178	28.546	191	32.328	219	218
6	2:00.669	48.502	175	29.104	191	43.063	58	226	13	1:58.774	51.763	168	33.791	158	33.220	220	230
7	4:26.441	3:21.115	173	32.059	185	33.267	218		14	1:49.078	48.433	178	28.634	193	32.011	219	229

78 Danz, CHE

theoretical besttime: 1:47.583

1	3:37.797	2:30.065	145	34.277	159	33.455	214		8	1:48.800	47.890	180	28.501	190	32.409	215	225
2	1:50.569	49.199	146	29.064	191	32.306	218	213	9	1:48.751	47.976	182	28.422	191	32.353	215	226
3	1:48.332	47.956	176	28.125	192	32.251	216	226	10	2:03.713	50.703	177	28.494	184	44.516	47	223
4	1:49.744	48.683	177	28.760	182	32.301	217	213	11	20:22.308	19:19.370	170	28.671	190	34.267	219	
5	1:50.688	49.223	180	28.139	192	33.326	218	227	12	1:48.514	47.800	177	28.287	193	32.427	217	228
6	1:48.941	47.542	180	28.261	190	33.138	217	229	13	1:49.783	49.079	162	28.543	193	32.161	217	219
7	1:48.312	47.435	182	28.501	192	32.376	216	226	14	1:48.110	47.680	179	28.407	193	32.023	217	225

82 Kramwinkel, DEU

theoretical besttime: 1:46.972

1	5:01.975	3:52.595	100	33.655	170	35.725	205		7	1:46.972	47.008	181	28.189	191	31.775	221	232
2	1:52.629	50.581	176	29.211	191	32.837	218	201	8	2:06.071	48.818	175	30.271	172	46.982	36	234
3	1:48.658	47.737	179	28.587	192	32.334	217	229	9	19:47.296	18:38.835	169	29.925	144	38.536	217	
4	2:04.678	47.729	180	29.686	176	47.263	32	229	10	1:53.913	51.761	133	29.703	191	32.449	218	211
5	4:15.324	3:06.079	130	36.245	165	33.000	217		11	1:52.736	49.060	170	31.006	191	32.670	218	228
6	1:52.568	47.769	180	30.908	177	33.891	219	229	12	1:49.782	48.205	178	29.022	190	32.555	215	230

84 Sandberg, NLD

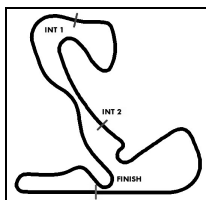
theoretical besttime: 1:49.774

1	11:27.372	10:05.876	128	38.363	127	43.133	155		7	2:46.761	52.578	62	40.274	99	1:13.909	18	225
2	2:04.109	58.076	157	31.177	147	34.856	210	158	8	17:19.425	16:13.912	140	31.181	181	34.332	213	
3	1:52.087	49.978	172	28.741	186	33.368	214	222	9	1:52.381	50.498	170	28.981	188	32.902	215	218
4	1:50.353	48.868	177	28.816	189	32.669	215	225	10	1:49.774	48.685	180	28.618	188	32.471	216	227
5	1:50.116	48.794	178	28.707	189	32.615	217	226	11	1:50.287	48.780	179	28.861	188	32.646	216	229
6	1:50.550	48.765	179	29.100	189	32.685	217	226									

88 Oestreich, DEU

theoretical besttime: 1:48.769

1	3:49.367	2:41.318	148	32.945	178	35.104	205		6	2:00.648	48.000	176	28.785	189	43.863	46	226
2	1:53.964	51.263	167	29.185	187	33.516	212	202	7	6:23.347	5:21.692	173	29.028	188	32.627	215	
3	1:51.008	49.831	174	28.805	190	32.372	216	203	8	1:49.442	48.235	174	28.693	189	32.514	215	223
4	1:49.568	48.717	175	28.527	191	32.324	215	223	9	2:50.415	1:09.808	25	41.036	131	59.571	19	226
5	1:49.108	47.918	176	28.826	190	32.364	217	225	10								



ADAC TCR Germany

Sector List Free Testsession 2



Provisional

Circuit Zandvoort, Length: 4307m

Air temperature: 19.59°C

Track temperature: 22.73°C

Weather condition: Dry

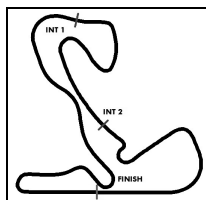
Reg. Nr.: KNAF 0301.17.196

Friday, July 21, 2017 10:45:00

Lap	Time	SE1	SP1	SE2	SP2	SE3	SP3	TSP	Lap	Time	SE1	SP1	SE2	SP2	SE3	SP3	TSP
94 Richard, CHE									theoretical besttime: 1:47.071								
1	3:17.027	2:14.410	146	29.425	183	33.192	215		8	2:06.305	48.979	179	28.568	190	48.758	36	210
2	1:50.493	48.639	177	29.127	191	32.727	213	228	9	4:34.905	3:30.539	123	30.650	138	33.716	215	
3	1:50.355	49.195	174	28.483	190	32.677	215	227	10	2:50.494	57.310	35	43.201	111	1:09.983	18	224
4	1:48.409	47.761	176	28.584	189	32.064	219	230	11	16:30.305	15:28.094	166	28.916	179	33.295	217	
5	1:48.781	47.817	179	28.471	191	32.493	215	225	12	1:47.696	47.614	179	28.286	193	31.796	215	232
6	1:48.574	48.008	178	28.419	191	32.147	215	231	13	1:47.346	47.083	177	28.192	193	32.071	217	233
7	1:48.934	47.484	179	28.506	191	32.944	208	233	14	1:48.713	47.427	180	28.565	191	32.721	215	231

98 Lautenschlager, DEU									theoretical besttime: 1:48.699								
1	3:18.391	2:13.825	141	30.775	174	33.791	216		8	3:50.918	2:45.772	139	31.962	180	33.184	214	
2	1:53.592	50.955	172	29.030	175	33.607	217	218	9	1:48.972	48.216	181	28.438	190	32.318	218	223
3	1:51.750	49.441	165	29.296	184	33.013	217	203	10	2:02.536	47.943	180	28.488	191	46.105	53	230
4	1:50.025	48.434	176	28.910	190	32.681	217	227	11	18:08.316	17:01.496	146	30.054	150	36.766	219	
5	1:49.948	48.759	170	28.637	191	32.552	219	229	12	1:49.545	48.503	180	28.644	190	32.398	218	208
6	1:49.948	48.347	177	29.004	188	32.597	218	223	13	2:06.993	1:00.919	94	33.582	185	32.492	219	226
7	2:03.296	48.226	179	29.116	187	45.954	41	225	14	1:49.503	48.255	177	28.787	190	32.461	217	229

99 Zimmermann, DEU									theoretical besttime: 1:47.154								
1	3:15.818	2:12.813	151	30.133	182	32.872	216		7	1:47.200	47.329	180	28.060	191	31.811	219	228
2	1:54.563	49.336	178	32.687	184	32.540	217	225	8	1:47.418	47.283	180	28.094	190	32.041	217	229
3	1:49.437	48.075	165	28.985	186	32.377	219	227	9	2:19.813	59.133	130	32.987	152	47.693	49	187
4	1:49.214	48.013	176	28.823	186	32.378	217	227	10	19:21.939	18:17.668	148	31.230	175	33.041	219	
5	2:02.104	47.766	179	28.641	188	45.697	39	229	11	1:47.681	47.477	180	28.351	191	31.853	218	230
6	5:27.113	4:22.591	155	31.507	174	33.015	217		12	1:47.892	47.283	180	28.465	188	32.144	217	231



ADAC TCR Germany

Top speed list Free Testsession 2



Provisional

Reg. Nr.: KNAF 0301.17.196

Circuit Zandvoort, Length: 4307m

Air temperature: 19.59°C

Track temperature: 22.73°C

Weather condition: Dry

Friday, July 21, 2017 10:45:00

#	Name (NAT)	Team	Car name	Speed	Lap	Race time
7	Mike Halder (DEU)	Wolf-Power Racing 2	SEAT Leon TCR	234.27	4	9:12.918
82	Thomas Kramwinkel (DEU)	GermanFLAVOURS Racing	Audi RS 3 LMS	234.27	8	18:45.691
40	Dillon Koster (NLD)	Certainty Racing Team (NLD)	Audi RS 3 LMS	234.27	10	40:40.305
94	Kris Richard (CHE)	Target Competition UK-SUI (GBR)	Honda Civic TCR	233.76	7	12:26.594
10	Antti Buri (FIN)	LMS Racing (FIN)	Audi RS 3 LMS	233.76	12	42:24.878
42	Lukas Niedertscheider (AUT)	Niedertscheider Motorsport (AUT)	SEAT Leon TCR	232.75	4	9:18.753
2	Alex Morgan (GBR)	Wolf-Power Racing 2	SEAT Leon TCR	232.75	7	16:28.679
66	Ronny Jost (CHE)	TOPCAR Sport	SEAT Leon TCR	231.75	5	9:18.323
64	Sven Markert (DEU)	GermanFLAVOURS Racing	Audi RS 3 LMS	231.75	11	44:18.122
19	Max Hofer (AUT)	AC 1927 Mayen e.V. im ADAC	Audi RS 3 LMS	231.75	12	44:30.266
20	Niko Kankkunen (FIN)	LMS Racing (FIN)	Audi RS 3 LMS	231.26	4	8:09.224
57	Michael Verhagen (NLD)	Bas Koeten Racing 1 (NLD)	Audi RS 3 LMS	231.26	7	12:33.964
18	Sheldon van der Linde (ZAF)	AC 1927 Mayen e.V. im ADAC	Audi RS 3 LMS	231.26	7	41:13.682
44	Sandro Kaibach (DEU)	Aust Motorsport (DEU)	Audi RS 3 LMS	231.26	12	43:09.120
99	Tim Zimmermann (DEU)	Target Competition GER	Audi RS 3 LMS	231.26	12	43:25.216
8	Luca Engstler (DEU)	JUNIOR TEAM ENGSTLER (DEU)	VW Golf GTI TCR	231.26	14	43:54.333
98	Tom Lautenschlager (DEU)	Target Competition GER	Audi RS 3 LMS	230.76	10	20:19.762
22	Harald Proczyk (AUT)	HP Racing	SEAT Leon TCR	230.76	11	42:12.738
58	Rik Breukers (NLD)	Bas Koeten Racing 2 (NLD)	SEAT Leon TCR	230.27	4	6:46.676
54	Simon Reicher (AUT)	Certainty Racing Team (NLD)	Audi RS 3 LMS	230.27	5	9:44.533
14	Niels Langeveld (NLD)	Racing One	Audi RS 3 LMS	230.27	3	19:22.099
38	Jason Wolfe (USA)	TEAM ENGSTLER USA	VW Golf GTI TCR	230.27	12	42:05.971
28	Pascal Eberle (CHE)	Steibel Motorsport (CZE)	SEAT Leon TCR	230.27	10	44:31.808
78	Fabian Danz (CHE)	Schlaeppli Race-Tec (CHE)	SEAT Leon TCR	229.78	6	11:00.055
41	Steve Kirsch (DEU)	Honda Team ADAC Sachsen	Honda Civic TCR	229.78	9	20:44.934
39	Florian Thoma (CHE)	JUNIOR TEAM ENGSTLER (DEU)	VW Golf GTI TCR	229.29	6	11:17.782
1	Josh Files (GBR)	Target Competition UK-SUI (GBR)	Honda Civic TCR	229.29	13	42:04.482
84	Maurits Sandberg (NLD)	Racing One 2	Audi RS 3 LMS	229.29	11	44:45.877
9	Stefan Goede (DEU)	TEAM ENGSTLER USA	VW Golf GTI TCR	228.81	14	43:57.101
35	Rudolf Rhyn (CHE)	TOPCAR Sport	SEAT Leon TCR	228.32	7	12:41.774
13	Kai Jordan (DEU)	Racing One	VW Golf GTI TCR	227.84	11	41:58.046
27	Jose Rodrigues (PRT)	Target Competition AUT-POR	Honda Civic TCR	227.84	14	44:06.783
12	Simon Larsson (SWE)	Target Competition SWE POL	Audi RS 3 LMS	227.36	10	20:54.012
88	Moritz Oestreich (DEU)	Honda Team ADAC Sachsen	Honda Civic TCR	226.89	6	11:15.970
11	Jürgen Schmarl (AUT)	Target Competition AUT-POR	Honda Civic TCR	226.89	7	13:11.989
23	Sebastian Steibel (DEU)	Steibel Motorsport (CZE)	VW Golf GTI TCR	226.41	6	12:53.523
17	Jasmin Preisig (CHE)	Lubner Motorsport (DEU)	Opel Astra TCR	222.68	13	43:43.290
3	Gosia Rdest (POL)	Target Competition SWE POL	Audi RS 3 LMS	222.22	7	12:46.252