



Testday Tourenwagen

Sector List Test Session 1



Provisional

Reg. Nr.:

Thursday, June 08, 2017 13:00:00

Red Bull Ring, Length: 4326m

Air temperature: 25.25°C

Track temperature: 44.89°C

Weather condition: Dry

Lap	Time	SE1	SP1	SE2	SP2	SE3	SP3	TSP	Lap	Time	SE1	SP1	SE2	SP2	SE3	SP3	TSP
1 Files, GBR									theoretical besttime: 1:37.606								
1	2:30.049	1:08.359	186	49.209	123	32.481	181		19	1:38.635	24.647	213	43.622	155	30.366	189	
2	1:51.152	26.319	160	50.842	115	33.991	188		20	1:38.203	24.770	214	43.212	153	30.221	188	
3	1:39.251	24.938	213	43.551	145	30.762	187		21	1:49.800	24.923	217	46.137	139	38.740		
4	2:32.380	26.884	164	53.173	100	1:12.323			22	13:02.826							
5	8:54.166	7:37.250	165	45.626	128	31.290	188		23	2:07.053	51.641	205	44.936	137	30.476	188	
6	1:38.628	24.838	212	43.412	145	30.378	189		24	1:38.653	24.914	214	43.444	150	30.295	188	
7	1:39.251	24.779	217	44.072	147	30.400	187		25	1:38.943	24.800	214	43.192	151	30.951	189	
8	1:38.421	24.772	215	43.245	150	30.404	190		26	1:47.887	24.870	214	43.786	151	39.231		
9	1:38.272	24.726	213	43.156	151	30.390	189		27	19:08.517	17:53.461	206	44.451	148	30.605	187	
10	1:38.326	24.655	217	43.310	154	30.361	189		28	1:50.184	25.030	211	43.458	150	41.696		
11	1:38.158	24.735	215	43.098	150	30.325	189		29	10:00.537	8:37.455	178	48.012	121	35.070	181	
12	1:47.065	24.739	214	43.776	145	38.550			30	1:42.208	26.192	205	44.362	136	31.654	188	
13	9:34.404	8:20.435	210	43.555	147	30.414	189		31	1:37.847	24.794	211	42.932	155	30.121	186	
14	1:38.521	25.000	213	43.299	150	30.222	188		32	1:37.854	24.752	215	43.065	156	30.037	187	
15	1:38.086	24.835	215	43.095	150	30.156	188		33	1:37.752	24.767	213	42.922	154	30.063	188	
16	1:48.619	24.740	215	43.229	152	40.650			34	1:51.265	27.774	157	48.372	136	35.119	191	
17	6:58.937	5:44.625	202	43.989	145	30.323	190		35	1:55.302	24.691	214	48.486	138	42.125		
18	1:40.188	26.487	210	43.447	149	30.254	190										

2 Morgan, GBR									theoretical besttime: 1:39.248								
1	2:44.019					2:44.019			17	1:49.883	25.207	212	44.024	144	40.652		
2	2:40.788	1:05.169	117	1:00.724	108	34.895	179		18	10:52.644	9:36.862	192	45.026	143	30.756	187	
3	2:48.073	30.005	148	1:07.462	68	1:10.606			19	1:39.639	25.136	213	43.990	144	30.513	186	
4	8:31.626	7:01.705	161	52.523	115	37.398	184		20	1:50.966	25.172	214	44.676	135	41.118		
5	1:46.298	25.930	186	48.168	123	32.200	185		21	9:10.011	7:47.798	192	50.652	128	31.561	187	
6	2:00.800	25.972	204	49.252	127	45.576			22	1:40.770	25.377	209	44.228	143	31.165	187	
7	18:20.599	17:02.203	185	46.578	134	31.818	185		23	1:39.966	25.288	211	44.112	145	30.566	186	
8	1:40.888	25.461	210	44.514	136	30.913	186		24	1:39.458	25.095	213	43.820	147	30.543	187	
9	1:40.263	25.376	211	44.138	140	30.749	186		25	1:39.479	25.085	211	43.977	146	30.417	186	
10	1:39.835	25.227	211	43.985	141	30.623	185		26	1:39.418	25.077	212	43.936	145	30.405	187	
11	1:52.912	25.241	211	44.063	143	43.608			27	1:39.469	25.061	213	43.928	144	30.480	186	
12	8:30.110	7:14.336	205	45.185	141	30.589	184		28	1:52.242	25.067	212	44.600	139	42.575		
13	1:39.956	25.468	210	44.105	144	30.383	185		29	10:11.155	8:55.893	207	44.458	147	30.804	184	
14	1:39.952	25.242	211	44.007	147	30.703	184		30	1:40.183	25.247	211	44.355	146	30.581	185	
15	1:39.542	25.253	211	43.874	146	30.415	186		31	1:57.541	25.413	211	45.710	133	46.418		
16	1:39.423	25.134	213	43.804	149	30.485	186		32								

3 Rdest, POL									theoretical besttime: 1:39.161								
1	3:30.002	1:51.990	115	1:00.206	100	37.806	166		19	1:41.067	24.981	213	45.263	139	30.823	186	
2	1:46.270	27.102	187	47.821	132	31.347	186		20	1:39.670	25.019	213	44.132	143	30.519	187	
3	2:42.877	25.298	212	46.483	123	1:31.096			21	1:40.009	24.861	214	44.340	135	30.808	187	
4	9:58.182	8:41.552	196	45.318	129	31.312	185		22	1:40.039	24.775	215	44.619	139	30.645	185	
5	1:40.943	25.155	211	44.959	139	30.829	186		23	1:40.115	24.797	216	44.735	142	30.583	187	
6	1:40.281	24.886	213	44.737	142	30.658	187		24	1:40.887	24.748	214	44.364	137	31.775	180	
7	1:39.596	25.039	211	44.034	142	30.523	185		25	1:40.437	25.198	215	44.246	140	30.993	186	
8	1:41.203	26.476	207	44.202	139	30.525	186		26	1:39.591	24.745	215	44.098	146	30.748	183	
9	1:39.267	24.851	214	43.923	143	30.493	187		27	2:11.018	28.593	142	49.868	116	52.557		
10	1:39.986	25.138	214	44.194	138	30.654	187		28	27:21.346							
11	1:39.437	24.804	215	44.045	142	30.588	186		29	6:45.874	5:23.416	183	47.204	130	35.254	177	
12	1:39.714	24.969	214	44.161	137	30.584	186		30	1:42.069	26.102	206	45.058	138	30.909	185	
13	1:39.696	24.999	215	43.966	146	30.731	186		31	1:44.398	26.007	182	45.989	126	32.402	185	
14	1:39.721	24.812	215	44.282	138	30.627	187		32	1:40.153	25.061	214	44.407	141	30.685	187	
15	2:03.943	27.787	154	50.313	125	45.843			33	1:39.827	24.885	215	44.262	139	30.680	187	
16	19:04.246	17:48.317	199	45.147	136	30.782	185		34	1:41.139	24.986	215	45.286	140	30.867	186	
17	1:40.849	25.318	212	44.509	140	31.022	185		35	2:06.521	25.654	173	50.739	116	50.128		
18	1:40.085	25.074	213	44.238	143	30.773	187										



Testday Tourenwagen

Sector List Test Session 1



Provisional

Reg. Nr.:

Thursday, June 08, 2017 13:00:00

Red Bull Ring, Length: 4326m

Air temperature: 25.25°C

Track temperature: 44.89°C

Weather condition: Dry

Lap	Time	SE1	SP1	SE2	SP2	SE3	SP3	TSP	Lap	Time	SE1	SP1	SE2	SP2	SE3	SP3	TSP
7 Halder, DEU									theoretical besttime: 1:38.240								
1	2:44.767	1:17.644	156	54.070	120	33.053	180		15	1:39.262	24.781	217	43.914	148	30.567	188	
2	1:45.860	26.260	200	47.792	133	31.808	185		16	1:52.749	24.939	214	45.701	127	42.109		
3	1:40.941	25.263	212	44.782	138	30.896	187		17	7:08.658	5:51.206	170	46.465	142	30.987	187	
4	2:31.388	29.330	164	1:00.404	112	1:01.654			18	1:40.203	25.155	215	44.096	150	30.952	183	
5	8:35.632	7:16.390	174	47.717	137	31.525	186		19	1:39.259	24.968	216	43.880	152	30.411	187	
6	1:39.828	25.203	212	44.119	147	30.506	187		20	1:40.296	24.834	215	44.983	150	30.479	187	
7	1:39.129	24.801	214	44.015	145	30.313	187		21	1:51.037	24.972	217	45.401	136	40.664		
8	1:39.339	24.741	215	44.135	147	30.463	186		22	14:47.461	13:27.453	165	49.123	138	30.885	186	
9	1:44.193	24.871	217	44.455	132	34.867	187		23	1:39.165	24.907	215	43.856	153	30.402	186	
10	1:40.016	24.521	213	44.936	148	30.559	187		24	1:38.551	24.744	216	43.509	150	30.298	188	
11	1:38.971	24.831	216	43.863	150	30.277	186		25	1:44.875	24.709	217	46.688	117	33.478	187	
12	1:39.881	24.758	217	44.247	152	30.876	186		26	1:39.025	24.811	216	43.900	145	30.306	188	
13	1:39.000	24.848	215	43.746	147	30.406	184		27	1:38.816	24.960	216	43.646	151	30.210	187	
14	1:39.151	24.830	217	43.802	148	30.519	187		28	1:54.737	26.886	172	49.612	143	38.239		

8 Engstler, DEU									theoretical besttime: 1:38.546								
1	3:14.643	1:53.017	192	49.440	133	32.186	180		22	5:36.477	4:12.330	200	46.517	145	37.630		
2	1:46.698	27.534	160	47.434	128	31.730	182		23	3:29.057	2:07.207	200	49.449	81	32.401	185	
3	2:27.833	25.579	208	45.496	136	1:16.758			24	1:52.366	25.233	211	47.069	149	40.064		
4	8:59.180	7:36.251	140	51.295	133	31.634	184		25	3:41.043	2:25.550	201	44.717	148	30.776	186	
5	1:41.707	25.470	210	45.229	144	31.008	183		26	1:39.552	24.962	211	44.242	146	30.348	186	
6	1:40.487	25.342	210	44.537	142	30.608	186		27	1:39.475	25.107	212	43.940	152	30.428	186	
7	1:40.042	25.064	211	44.220	142	30.758	186		28	1:45.387	24.944	212	44.093	152	36.350		
8	1:39.395	25.105	211	44.083	145	30.207	187		29	4:11.591	2:56.350	209	44.757	140	30.484	187	
9	1:39.909	24.892	212	44.110	142	30.907	186		30	1:39.675	24.946	213	44.287	139	30.442	186	
10	1:50.451	25.031	210	45.463	132	39.957			31	1:45.961	25.143	212	45.146	147	35.672		
11	5:09.786	3:52.603	205	46.394	144	30.789	183		32	5:04.148	3:41.799	131	48.833	108	33.516	182	
12	1:41.630	25.222	210	45.685	141	30.723	186		33	1:41.256	26.381	204	44.151	152	30.724	186	
13	1:39.804	25.070	210	44.009	147	30.725	185		34	1:39.754	25.030	210	43.937	148	30.787	187	
14	1:39.654	24.965	211	43.972	149	30.717	185		35	1:39.143	25.154	210	43.666	145	30.323	187	
15	1:41.773	24.924	211	43.834	147	33.015	185		36	1:42.417	26.531	178	45.673	140	30.213	188	
16	1:46.081	24.964	213	50.740	146	30.377	187		37	1:39.138	24.954	210	43.791	143	30.393	188	
17	1:39.096	24.958	213	43.801	154	30.337	187		38	1:48.895	25.954	208	43.658	148	39.283		
18	1:39.144	24.895	212	43.904	148	30.345	186		39	7:23.755	6:09.511	206	44.024	144	30.220	185	
19	1:39.293	24.951	211	43.940	150	30.402	186		40	1:38.690	24.872	210	43.557	140	30.261	186	
20	1:39.568	25.113	211	43.940	146	30.515	187		41	1:59.982	24.782	211	43.902	119	51.298		
21	1:51.035	25.189	211	44.412	143	41.434			42								

9 Goede, DEU									theoretical besttime:								
1	7:54.671	3:39.591	68	1:57.480	52	2:17.600			2								

10 Buri, FIN									theoretical besttime: 1:38.778								
1	5:01.093					5:01.093			9	1:40.105	25.608	212	44.112	145	30.385	187	
2	11:48.010	10:22.725	163	51.299	127	33.986	184		10	1:39.177	24.923	213	43.754	145	30.500	185	
3	1:42.477	25.527	213	45.157	136	31.793	188		11	1:39.109	25.036	213	43.548	148	30.525	186	
4	1:42.817	25.825	206	45.801	145	31.191	184		12	1:39.098	25.055	212	43.624	148	30.419	187	
5	1:39.481	24.976	217	44.030	135	30.475	188		13	1:38.895	24.916	213	43.477	146	30.502	185	
6	1:39.749	25.200	213	43.686	148	30.863	184		14	1:44.650	25.113	214	43.625	146	35.912		
7	2:23.990	44.854	128	54.632	140	44.504			15								
8	11:52.204	10:35.604	160	45.936	144	30.664	186										

12 Larsson, SWE									theoretical besttime: 1:39.188								
1	3:08.046	1:36.793	127	55.751	111	35.502	180		18	1:50.912	29.143	147	49.457	122	32.312	186	
2	1:46.608	27.992	186	46.668	127	31.948	185		19	1:41.665	25.469	210	44.642	152	31.554	184	
3	2:27.991	25.445	213	45.353	136	1:17.193			20	1:40.313	25.223	211	44.385	139	30.705	187	
4	9:36.609	8:18.384	186	46.797	137	31.428	185		21	1:39.989	25.007	212	44.592	147	30.390	185	
5	1:41.242	25.285	211	44.713	140	31.244	186		22	1:40.302	25.020	214	44.666	147	30.616	186	
6	1:55.090	35.371	155	49.166	144	30.553	185		23	1:54.890	25.872	163	47.477	135	41.541		
7	1:40.092	25.173	210	44.288	146	30.631	186		24	6:58.527							
8	2:18.795	24.949	214	1:11.646	125	42.200			25	2:14.383	58.708	200	44.895	142	30.780	185	
9	8:10.786	6:53.775	187	46.117	144	30.894	181		26	2:00.198	25.397	211	45.567	123	49.234		



Testday Tourenwagen

Sector List Test Session 1



Provisional

Reg. Nr.:

Thursday, June 08, 2017 13:00:00

Red Bull Ring, Length: 4326m

Air temperature: 25.25°C

Track temperature: 44.89°C

Weather condition: Dry

Lap	Time	SE1	SP1	SE2	SP2	SE3	SP3	TSP	Lap	Time	SE1	SP1	SE2	SP2	SE3	SP3	TSP
10	1:39.967	25.234	213	43.993	138	30.740	187		27	6:25.216	5:02.946	193	47.179	132	35.091	165	
11	1:39.294	24.893	215	44.043	150	30.358	183		28	1:41.689	25.972	196	44.775	142	30.942	186	
12	1:39.756	24.961	215	44.433	149	30.362	185		29	1:40.931	25.115	214	45.181	135	30.635	186	
13	1:39.874	24.837	215	44.312	149	30.725	185		30	1:39.680	24.970	215	44.149	151	30.561	186	
14	1:40.432	25.098	214	44.603	145	30.731	184		31	1:40.508	24.878	214	44.039	151	31.591	187	
15	1:41.220	25.201	213	44.991	149	31.028	186		32	1:39.515	24.923	215	44.058	150	30.534	185	
16	1:49.810	25.054	213	44.526	151	40.230			33	2:01.256	28.182	166	48.533	138	44.541		
17	36:05.077	34:30.498	132	55.940	119	38.639	180		34								

13 Jordan, DEU

theoretical besttime: 1:39.171

1	2:34.775	1:09.817	149	51.652	112	33.306	178		11	1:39.980	25.077	211	44.055	152	30.848	183	
2	1:43.710	26.087	209	45.910	127	31.713	183		12	1:41.159	25.229	210	44.668	150	31.262	183	
3	1:42.713	25.572	210	45.941	116	31.200	186		13	1:40.380	25.606	209	44.300	145	30.474	185	
4	2:37.712	26.657	164	53.358	98	1:17.697			14	1:39.977	25.107	211	44.277	147	30.593	184	
5	7:49.036	6:26.693	175	50.250	133	32.093	182		15	1:39.605	25.258	212	43.903	144	30.444	186	
6	1:42.743	25.780	204	45.968	138	30.995	184		16	1:50.181	25.115	211	44.027	148	41.039		
7	1:41.006	25.472	207	44.749	140	30.785	182		17	6:58.058	5:43.144	201	44.530	146	30.384	187	
8	2:23.092	25.769	205	1:24.068	57	33.255	182		18	1:40.377	24.884	212	44.390	149	31.103	185	
9	1:52.128	25.323	209	45.128	140	41.677			19	1:40.536	25.103	214	44.456	145	30.977	185	
10	5:03.670	3:48.737	204	44.391	143	30.542	186		20	1:54.899	25.405	201	47.044	144	42.450		

14 Langeveld, NLD

theoretical besttime: 1:38.435

1	2:04.378					2:04.378			22	1:43.190	26.968	209	45.001	134	31.221	187	
2	2:27.380	1:02.831	158	50.700	130	33.849	183		23	1:39.283	24.818	214	43.738	143	30.727	184	
3	1:43.111	25.914	210	45.309	129	31.888	185		24	1:53.633	25.162	214	46.111	137	42.360		
4	2:33.645	31.345	156	56.466	107	1:05.834			25	16:16.509							
5	7:35.924	6:17.303	158	47.725	137	30.896	187		26	2:17.058	57.448	196	48.629	125	30.981	187	
6	1:40.054	25.144	213	44.373	143	30.537	187		27	1:39.546	24.995	213	44.130	144	30.421	186	
7	1:39.998	25.139	213	43.767	143	31.092	184		28	1:39.088	24.858	212	43.665	142	30.565	187	
8	1:40.003	25.086	214	44.167	147	30.750	188		29	1:39.147	24.850	213	43.874	146	30.423	188	
9	1:41.248	25.172	213	43.698	145	32.378	179		30	1:39.481	24.877	214	43.880	147	30.724	188	
10	1:41.688	26.435	214	44.472	147	30.781	188		31	1:39.540	24.893	214	44.178	144	30.469	186	
11	1:39.550	24.730	218	44.231	139	30.589	187		32	1:39.260	24.940	214	43.942	148	30.378	187	
12	1:39.165	24.789	217	43.822	141	30.554	188		33	1:39.354	24.981	213	43.909	142	30.464	186	
13	1:39.619	25.047	216	44.017	143	30.555	186		34	2:03.443	24.881	214	49.712	132	48.850		
14	1:50.038	25.116	216	43.813	146	41.109			35	6:07.451	4:42.287	150	53.511	127	31.653	184	
15	21:50.067								36	1:44.100	25.964	190	45.196	139	32.940	187	
16	3:26.905	2:10.034	206	46.128	136	30.743	186		37	1:38.984	24.837	213	43.865	145	30.282	186	
17	1:39.988	25.127	211	44.230	144	30.631	186		38	1:38.638	24.878	214	43.527	145	30.233	187	
18	1:39.715	25.098	213	43.938	140	30.679	185		39	1:39.176	24.822	216	43.501	142	30.853	187	
19	1:41.595	26.612	209	44.316	143	30.667	186		40	1:38.802	24.726	216	43.868	147	30.208	187	
20	1:39.344	24.984	214	43.863	145	30.497	187		41	2:24.021	31.994	124	59.343	121	52.684		
21	1:39.073	24.963	214	43.626	144	30.484	186		42								

17 Preisig, CHE

theoretical besttime: 1:38.603

1	2:31.710					2:31.710			14	1:40.068	25.215	216	44.191	141	30.662	190	
2	3:00.242	1:11.573	105	1:08.140	104	40.529	130		15	1:39.175	24.912	216	43.877	139	30.386	190	
3	2:43.893	30.855	181	1:01.185	81	1:11.853			16	1:38.936	24.866	216	43.761	147	30.309	191	
4	9:30.369	7:44.173	96	1:01.992	102	44.204	117		17	1:39.898	25.008	215	44.292	142	30.598	189	
5	1:58.907	32.280	185	51.869	115	34.758	184		18	1:39.987	25.097	215	43.963	141	30.927	190	
6	1:43.340	26.237	209	45.894	136	31.209	185		19	2:01.225	25.371	204	50.472	125	45.382		
7	1:40.655	25.288	214	44.428	140	30.939	185		20	21:34.775	20:02.312	148	52.625	114	39.838	178	
8	1:41.360	25.003	216	44.743	133	31.614	190		21	1:42.646	26.901	205	45.066	132	30.679	188	
9	1:40.174	24.914	216	44.622	140	30.638	189		22	1:40.017	25.114	216	44.370	136	30.533	189	
10	1:40.117	25.075	212	43.762	143	31.280	189		23	1:39.129	24.906	217	43.713	142	30.510	190	
11	1:39.909	25.115	217	44.036	140	30.758	189		24	1:38.603	24.805	217	43.537	139	30.261	190	
12	1:55.070	25.304	187	47.514	132	42.252			25	1:53.993	24.972	209	46.495	121	42.526		
13	4:48.898	3:28.969	175	47.630	131	32.299	189										



Testday Tourenwagen

Sector List Test Session 1



Provisional

Reg. Nr.:

Thursday, June 08, 2017 13:00:00

Red Bull Ring, Length: 4326m

Air temperature: 25.25°C

Track temperature: 44.89°C

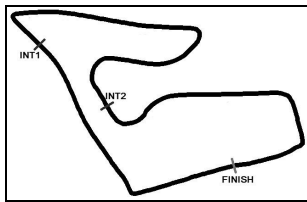
Weather condition: Dry

Lap	Time	SE1	SP1	SE2	SP2	SE3	SP3	TSP	Lap	Time	SE1	SP1	SE2	SP2	SE3	SP3	TSP
18 van der Linde, ZAF									theoretical besttime: 1:39.090								
1	3:55.841	2:19.275	134	57.930	118	38.636	155		15	1:48.006	25.075	214	44.932	142	37.999		
2	1:54.530	29.540	173	51.056	127	33.934	151		16	8:32.350	7:17.143	207	44.555	146	30.652	186	
3	2:40.349	29.160	167	59.475	110	1:11.714			17	1:46.301	25.117	212	44.598	145	36.586		
4	9:00.687	7:25.324	149	58.524	121	36.839	163		18	5:31.349	4:16.562	208	44.221	150	30.566	186	
5	1:49.744	28.794	175	48.027	146	32.923	169		19	40:15.037	25.229	213	44.118	150	39:05.690		
6	1:44.432	27.193	192	45.853	147	31.386	185		20	2:10.183	44.896	170	48.985	145	36.302	187	
7	1:45.455	26.771	141	47.909	144	30.775	186		21	1:58.647	26.159	148	47.354	128	45.134		
8	1:40.409	25.283	212	44.263	143	30.863	185		22	5:39.583	4:18.150	131	48.006	127	33.427	186	
9	1:40.189	25.201	213	44.344	148	30.644	186		23	1:39.426	25.014	215	43.795	147	30.617	188	
10	1:39.867	25.247	213	44.108	147	30.512	187		24	1:39.658	24.928	217	44.028	146	30.702	186	
11	1:47.874	25.099	215	44.003	150	38.772			25	1:39.655	25.064	216	44.100	151	30.491	188	
12	8:23.178	7:07.717	206	44.416	145	31.045	185		26	1:39.184	24.905	215	43.821	149	30.458	186	
13	1:39.565	25.080	214	43.844	149	30.641	186		27	1:47.287	24.862	216	43.770	149	38.655		
14	1:39.962	25.300	211	44.070	148	30.592	186		28								

Lap	Time	SE1	SP1	SE2	SP2	SE3	SP3	TSP	Lap	Time	SE1	SP1	SE2	SP2	SE3	SP3	TSP
19 Hofer, AUT									theoretical besttime: 1:39.619								
1	3:56.837	2:19.357	106	58.858	115	38.622	157		14	8:10.603	6:54.494	204	44.721	140	31.388	184	
2	2:10.230	29.443	176	51.030	131	49.757			15	1:40.421	25.214	213	44.499	147	30.708	185	
3	11:24.945	9:49.697	152	58.550	109	36.698	170		16	1:39.975	25.142	213	44.322	145	30.511	186	
4	1:49.652	28.597	168	48.240	136	32.815	162		17	1:39.997	25.128	213	44.306	147	30.563	186	
5	1:44.372	27.313	190	45.994	140	31.065	185		18	1:40.072	25.124	213	44.356	144	30.592	184	
6	1:43.689	25.320	209	46.373	139	31.996	170		19	1:49.270	25.223	213	44.702	147	39.345		
7	1:41.067	25.699	212	44.463	142	30.905	182		20	6:10.350	4:53.630	201	45.848	133	30.872	186	
8	1:40.174	25.274	213	44.172	144	30.728	183		21	1:40.346	25.056	215	44.674	146	30.616	185	
9	1:39.898	25.112	213	44.102	140	30.684	187		22	1:40.200	25.240	213	44.208	146	30.752	187	
10	1:39.839	25.061	214	44.052	145	30.726	187		23	1:39.921	25.265	213	44.078	147	30.578	186	
11	1:39.868	25.214	214	44.106	149	30.548	186		24	1:53.592	25.260	214	45.107	129	43.225		
12	1:39.973	25.169	213	44.193	148	30.611	186		25								
13	1:50.577	25.266	214	44.527	138	40.784											

Lap	Time	SE1	SP1	SE2	SP2	SE3	SP3	TSP	Lap	Time	SE1	SP1	SE2	SP2	SE3	SP3	TSP
20 Kankkunen, FIN									theoretical besttime: 1:39.175								
1	6:43.833					6:43.833			10	1:39.791	25.147	214	44.118	143	30.526	186	
2	10:10.094	8:43.693	161	52.510	121	33.891	160		11	1:39.235	24.870	216	43.861	150	30.504	186	
3	1:45.999	26.563	202	47.407	129	32.029	183		12	1:39.714	25.111	213	43.897	147	30.706	185	
4	1:43.314	26.285	209	45.588	137	31.441	184		13	1:55.563	25.008	212	44.482	144	46.073		
5	1:46.976	25.560	213	49.986	120	31.430	184		14	6:30.257	5:08.213	204	51.058	146	30.986	185	
6	1:42.208	25.438	211	45.607	144	31.163	184		15	1:40.419	25.228	213	44.437	138	30.754	186	
7	1:42.728	25.123	214	46.075	127	31.530	184		16	1:39.684	24.963	216	44.133	145	30.588	186	
8	1:39.851	25.188	214	44.219	139	30.444	186		17	1:58.720	24.943	212	44.014	142	49.763		
9	1:39.794	25.186	213	44.115	144	30.493	185										

Lap	Time	SE1	SP1	SE2	SP2	SE3	SP3	TSP	Lap	Time	SE1	SP1	SE2	SP2	SE3	SP3	TSP
23 Steibel, DEU									theoretical besttime: 1:39.987								
1	3:48.747					3:48.747			16	1:40.933	25.463	207	44.340	139	31.130	183	
2	4:20.987	2:00.163	116	1:12.085	84	1:08.739			17	1:40.872	25.558	209	44.476	139	30.838	184	
3	9:09.097	7:40.269	135	54.318	115	34.510	171		18	1:52.689	26.277	208	44.361	135	42.051		
4	1:44.443	26.405	207	46.057	128	31.981	182		19	3:35.892	2:18.546	182	46.072	142	31.274	183	
5	1:44.441	26.016	205	46.603	127	31.822	184		20	1:41.089	25.758	206	44.650	139	30.681	183	
6	1:41.885	25.583	208	45.186	131	31.116	185		21	1:40.968	25.486	209	44.394	139	31.088	183	
7	1:41.648	25.438	209	45.245	133	30.965	183		22	1:40.616	25.432	208	44.425	137	30.759	183	
8	1:41.139	25.478	207	44.721	133	30.940	184		23	1:40.691	25.589	207	44.463	143	30.639	183	
9	1:54.116	25.724	207	45.111	127	43.281			24	1:40.142	25.419	209	44.178	140	30.545	185	
10	2:40.747	1:23.855	204	45.574	129	31.318	182		25	1:40.234	25.264	210	44.190	145	30.780	183	
11	1:42.003	25.821	207	44.864	132	31.318	182		26	1:51.104	25.476	208	44.764	138	40.864		
12	1:42.179	25.634	207	44.445	139	32.100	176		27	11:18.237	9:39.052	177	56.154	111	43.031		
13	1:41.247	25.846	207	44.400	143	31.001	185		28	6:28.540	5:03.945	156	50.342	133	34.253	179	
14	1:40.626	25.510	208	44.188	138	30.928	185		29	1:57.991	26.734	198	47.771	126	43.486		
15	1:40.499	25.476	209	44.268	137	30.755	184		30								



Testday Tourenwagen

Sector List Test Session 1



Provisional

Reg. Nr.:

Thursday, June 08, 2017 13:00:00

Red Bull Ring, Length: 4326m

Air temperature: 25.25°C

Track temperature: 44.89°C

Weather condition: Dry

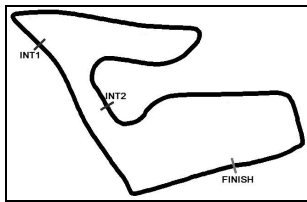
Lap	Time	SE1	SP1	SE2	SP2	SE3	SP3	TSP	Lap	Time	SE1	SP1	SE2	SP2	SE3	SP3	TSP
24 Brezina, DEU									theoretical besttime: 1:39.202								
1	17:39.366	16:05.455	159	57.692	105	36.219	147		16	2:02.181	25.106	215	1:01.298	31	35.777	187	
2	1:53.614	29.058	180	49.376	127	35.180	175		17	1:41.222	25.271	214	43.904	144	32.047	186	
3	1:43.776	26.736	204	45.457	136	31.583	184		18	1:49.620	25.130	214	44.321	148	40.169		
4	1:43.425	27.590	192	45.129	136	30.706	187		19	5:46.345	4:30.378	171	45.113	139	30.854	186	
5	1:39.959	25.087	214	44.365	138	30.507	187		20	1:41.592	25.157	214	45.755	141	30.680	185	
6	1:39.753	24.866	215	44.223	143	30.664	186		21	1:40.819	25.095	213	44.114	142	31.610	182	
7	1:40.933	25.247	213	44.237	143	31.449	188		22	1:59.060	28.264	149	50.359	136	40.437		
8	1:39.520	25.133	213	43.955	140	30.432	188		23	9:01.796	7:40.495	188	49.596	108	31.705	186	
9	1:50.166	25.004	214	47.187	143	37.975			24	1:41.169	25.532	210	44.664	144	30.973	185	
10	15:45.031	14:29.186	203	45.215	142	30.630	186		25	1:45.683	25.160	212	48.556	135	31.967	184	
11	1:40.385	25.002	213	44.651	145	30.732	185		26	1:54.991	26.302	175	49.232	123	39.457		
12	1:42.719	25.080	214	44.538	139	33.101	164		27	16:10.743	14:54.407	202	45.250	147	31.086	185	
13	1:46.375	27.698	147	48.081	144	30.596	187		28	1:40.786	25.358	213	44.540	147	30.888	185	
14	1:48.317	25.041	213	44.909	139	38.367			29	1:40.403	25.063	213	44.358	138	30.982	185	
15	8:00.494	6:45.185	206	44.773	144	30.536	187		30	1:58.896	25.301	212	51.974	135	41.621		

Lap	Time	SE1	SP1	SE2	SP2	SE3	SP3	TSP	Lap	Time	SE1	SP1	SE2	SP2	SE3	SP3	TSP
27 Rodrigues, PRT									theoretical besttime: 1:38.647								
1	16:36.524	14:58.725	102	1:01.092	100	36.707	180		18	1:39.417	25.139	214	43.943	141	30.335	187	
2	1:52.373	29.945	171	49.010	113	33.418	184		19	1:43.748	25.600	213	44.437	132	33.711	187	
3	1:45.818	26.389	198	45.898	133	33.531	180		20	1:40.523	25.071	217	44.061	144	31.391	187	
4	1:42.293	25.778	212	44.943	133	31.572	185		21	1:41.786	26.339	211	43.712	145	31.735	185	
5	1:41.006	25.464	213	44.303	141	31.239	186		22	2:01.848	28.511	177	46.496	133	46.841		
6	1:41.159	25.719	212	44.493	133	30.947	187		23	7:15.350							
7	1:40.846	25.544	211	44.082	142	31.220	186		24	2:01.446	45.234	206	44.828	137	31.384	184	
8	1:39.841	25.384	213	43.954	142	30.503	188		25	1:39.862	25.303	212	43.807	149	30.752	187	
9	1:39.476	25.170	213	43.817	149	30.489	188		26	1:39.361	25.150	211	43.702	144	30.509	186	
10	1:39.487	25.034	213	43.970	139	30.483	186		27	1:39.431	25.141	212	43.843	144	30.447	186	
11	1:43.318	26.204	201	45.690	139	31.424	187		28	1:39.230	25.174	213	43.703	146	30.353	188	
12	1:39.756	25.369	213	43.822	144	30.565	187		29	1:39.074	25.068	212	43.606	147	30.400	187	
13	1:39.481	25.250	213	43.798	147	30.433	187		30	1:39.595	25.089	213	43.800	144	30.706	186	
14	1:54.742	25.125	213	44.033	150	45.584			31	1:38.848	25.058	214	43.518	144	30.272	189	
15	4:43.894	3:27.252	197	45.409	137	31.233	186		32	1:38.951	24.864	215	43.549	141	30.538	188	
16	1:40.183	25.356	212	44.056	143	30.771	186		33	2:10.406	25.109	212	54.494	128	50.803		
17	1:39.540	25.213	212	43.511	151	30.816	188										

Lap	Time	SE1	SP1	SE2	SP2	SE3	SP3	TSP	Lap	Time	SE1	SP1	SE2	SP2	SE3	SP3	TSP
28 Eberle, CHE									theoretical besttime: 1:38.851								
1	3:50.668					3:50.668			18	1:40.097	25.259	213	44.111	151	30.727	185	
2	3:47.545	1:23.138	105	59.243	108	1:25.164			19	1:40.199	25.282	212	44.134	148	30.783	185	
3	8:55.615	7:25.012	151	57.032	111	33.571	183		20	1:48.900	25.448	211	44.171	149	39.281		
4	1:41.205	25.677	210	44.521	141	31.007	185		21	4:12.380	2:57.262	209	44.349	144	30.769	184	
5	1:40.506	25.421	211	44.268	145	30.817	186		22	1:41.227	26.022	211	44.452	147	30.753	184	
6	1:40.327	25.361	210	44.008	149	30.958	183		23	1:40.464	25.477	212	44.267	147	30.720	185	
7	1:50.631	25.332	211	44.119	143	41.180			24	1:40.660	25.500	211	44.267	151	30.893	184	
8	21:54.848								25	1:40.520	25.547	211	44.123	147	30.850	184	
9	2:08.515	52.401	198	45.224	141	30.890	185		26	1:40.734	25.347	212	44.173	149	31.214	181	
10	1:40.501	25.380	210	44.336	145	30.785	185		27	2:03.586	26.027	176	51.824	124	45.735		
11	1:40.204	25.215	212	44.342	148	30.647	184		28	13:09.124							
12	1:40.231	25.269	212	44.131	147	30.831	185		29	12:17.941	10:47.786	122	57.974	122	32.181	183	
13	1:49.321	25.218	212	44.430	145	39.673			30	1:39.663	25.562	210	43.702	149	30.399	185	
14	4:18.022	3:02.581	207	44.729	145	30.712	185		31	1:39.504	25.128	212	43.956	145	30.420	185	
15	1:40.115	25.352	212	44.098	146	30.665	185		32	1:39.238	25.020	213	43.672	147	30.546	184	
16	1:40.796	25.300	211	44.588	146	30.908	183		33	1:39.380	25.104	213	43.719	147	30.557	184	
17	1:40.588	25.708	212	44.167	150	30.713	184		34	1:48.418	24.780	213	44.491	146	39.147		

Lap	Time	SE1	SP1	SE2	SP2	SE3	SP3	TSP	Lap	Time	SE1	SP1	SE2	SP2	SE3	SP3	TSP
35 Rhyn, CHE									theoretical besttime: 1:39.867								
1	2:47.075	1:19.275	145	53.381	121	34.419	175		18	1:40.541	25.269	212	44.370	144	30.902	185	
2	1:49.707	27.381	161	49.108	134	33.218	179		19	1:40.016	25.154	212	44.092	146	30.770	186	
3	1:56.358	26.023	209	45.601	132	44.734			20	1:40.173	25.088	212	44.308	146	30.777	186	
4	10:08.466	8:47.604	173	47.389	127	33.473	182		21	1:40.337	25.086	213	44.312	142	30.939	184	
5	1:49.035	26.811	171	49.402	137	32.822	183		22	1:40.430	25.175	212	44.566	147	30.689	185	
6	1:45.888	25.984	189	47.783	133	32.121	182		23	1:41.374	25.183	213	44.462	144	31.729	176	
7	1:43.640	26.053	209	45.717	135	31.870	180		24	2:06.203	31.382	147	54.777	125	40.044		





Testday Tourenwagen

Sector List Test Session 1



Provisional

Reg. Nr.:

Thursday, June 08, 2017 13:00:00

Red Bull Ring, Length: 4326m

Air temperature: 25.25°C

Track temperature: 44.89°C

Weather condition: Dry

Lap	Time	SE1	SP1	SE2	SP2	SE3	SP3	TSP	Lap	Time	SE1	SP1	SE2	SP2	SE3	SP3	TSP
8	1:41.234	25.508	213	44.719	139	31.007	186		25	43:33.017							
9	1:41.925	25.282	196	45.745	136	30.898	184		26	2:05.222	44.549	184	48.469	129	32.204	184	
10	1:41.259	25.299	211	44.346	150	31.614	184		27	1:50.558	25.543	211	45.340	140	39.675		
11	1:48.224	28.677	166	48.174	131	31.373	184		28	7:31.197	6:08.752	154	50.507	137	31.938	184	
12	1:40.997	25.555	213	44.486	139	30.956	186		29	1:41.563	25.789	211	44.732	140	31.042	184	
13	1:47.687	25.209	213	44.978	145	37.500			30	1:40.986	25.413	211	44.662	140	30.911	185	
14	4:44.171	3:28.062	208	45.098	136	31.011	184		31	1:40.301	25.197	212	44.317	142	30.787	185	
15	1:40.592	25.297	213	44.400	141	30.895	184		32	1:40.164	25.194	212	44.278	141	30.692	186	
16	1:41.551	25.299	212	45.084	140	31.168	184		33	1:40.614	25.294	211	44.384	146	30.936	186	
17	1:40.692	25.398	212	44.495	138	30.799	185		34	2:13.320	29.373	148	57.922	113	46.025		

36 Calcum, DEU

theoretical besttime: 1:40.229

1	2:27.715					2:27.715			4	2:00.182	43.623	185	45.206	139	31.353	184	
2	2:17.921	58.430	115	47.055	138	32.436	183		5	1:42.260	25.097	216	46.395	145	30.768	190	
3	1:48:42.35	26.475	191	54.097	77	1:47:21.78			6	2:39.531	25.694	211	44.364	147	1:29.473		

38 Wolfe, USA

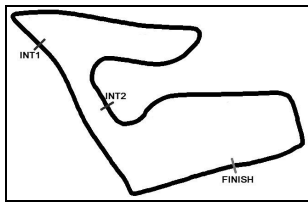
theoretical besttime: 1:38.149

1	3:28.132	2:01.051	173	52.599	116	34.482	178		22	5:11.705	3:55.898	200	45.221	143	30.586	184	
2	1:58.924	26.735	186	49.271	135	42.918			23	1:39.522	25.343	212	43.825	146	30.354	184	
3	11:11.451	9:46.180	165	51.216	112	34.055	180		24	1:39.362	25.139	211	43.505	151	30.718	182	
4	1:44.428	27.404	203	45.358	144	31.666	182		25	1:40.215	25.252	211	43.939	145	31.024	180	
5	1:43.515	25.952	177	45.843	135	31.720	183		26	1:40.451	25.227	213	44.421	140	30.803	183	
6	1:42.655	25.947	211	45.041	138	31.667	182		27	1:39.526	25.261	210	43.730	147	30.535	183	
7	1:41.046	25.511	207	44.212	146	31.323	183		28	1:39.058	25.050	210	43.697	147	30.311	184	
8	1:40.533	25.769	208	44.193	148	30.571	182		29	1:49.806	25.202	212	43.847	152	40.757		
9	1:40.200	25.500	211	44.089	143	30.611	183		30	10:20.852	9:05.417	202	44.911	143	30.524	184	
10	1:41.330	25.519	210	44.117	144	31.694	183		31	1:39.837	25.156	211	44.255	148	30.426	185	
11	1:40.030	25.502	213	43.997	142	30.531	184		32	1:39.777	25.117	208	44.073	150	30.587	185	
12	1:40.389	25.362	212	44.015	149	31.012	183		33	1:40.602	25.080	211	44.463	149	31.059	181	
13	1:48.877	25.312	211	43.925	146	39.640			34	1:39.679	25.331	210	43.704	153	30.644	185	
14	4:13.494	2:57.989	208	44.924	139	30.581	184		35	1:51.110	25.266	208	44.778	144	41.066		
15	1:39.770	25.394	211	43.774	150	30.602	183		36	3:41.337	2:25.969	195	44.924	142	30.444	185	
16	1:39.815	25.387	213	43.816	152	30.612	184		37	1:45.729	25.171	211	47.679	116	32.879	185	
17	1:39.829	25.242	211	43.896	146	30.691	184		38	1:38.149	24.963	211	43.024	153	30.162	186	
18	1:42.657	25.212	213	46.688	147	30.757	184		39	1:51.921	25.034	211	43.736	146	43.151		
19	1:39.770	25.355	210	43.899	148	30.516	185		40	4:23.775	2:57.253	206	44.050	143	42.472		
20	1:40.015	25.267	210	44.032	153	30.716	183		41								
21	1:51.432	25.191	213	44.468	137	41.773											

39 Thoma, CHE

theoretical besttime: 1:38.329

1	4:41.470	3:13.065	132	52.276	116	36.129	170		21	1:39.408	25.130	211	43.941	154	30.337	184	
2	2:44.257	32.343	135	54.199	123	1:17.715			22	1:48.472	25.060	210	45.172	139	38.240		
3	10:54.355	9:35.840	201	45.975	135	32.540	180		23	7:29.237	6:14.439	206	44.306	151	30.492	184	
4	1:50.807	28.367	141	49.138	129	33.302	182		24	1:38.929	25.008	211	43.712	151	30.209	186	
5	1:48.525	25.421	208	45.226	137	37.878			25	1:38.823	24.842	211	43.707	152	30.274	185	
6	9:33.997	8:12.473	150	49.850	133	31.674	181		26	1:39.631	25.551	209	43.659	146	30.421	184	
7	1:47.404	27.282	155	48.424	139	31.698	182		27	1:46.710	25.121	211	44.089	150	37.500		
8	1:40.506	25.355	208	44.109	138	31.042	183		28	10:13.401	8:31.991	156	59.655	118	41.755		
9	1:50.212	27.651	158	48.932	128	33.629	172		29	2:16.345	54.364	201	44.486	144	37.495		
10	1:41.032	25.581	210	43.907	141	31.544	183		30	2:04.522	50.436	204	43.677	148	30.409	186	
11	1:40.788	25.237	209	44.899	147	30.652	185		31	1:38.822	25.046	210	43.364	145	30.412	187	
12	1:39.011	25.099	210	43.526	154	30.386	185		32	1:38.376	24.889	210	43.328	142	30.159	187	
13	1:38.963	25.027	209	43.682	145	30.254	186		33	1:39.928	24.995	212	44.414	147	30.519	186	
14	1:45.969	25.022	210	43.957	144	36.990			34	1:48.644	25.110	210	47.121	142	36.413		
15	6:04.855	4:50.093	208	44.370	144	30.392	184		35	4:01.562	2:27.854	203	46.089	133	47.619		
16	1:39.678	25.254	210	43.895	142	30.529	184		36	6:00.120	4:43.135	193	46.117	145	30.868	185	
17	1:38.925	25.075	210	43.628	142	30.222	185		37	1:39.002	25.147	209	43.583	146	30.272	184	
18	1:39.348	25.022	210	43.656	150	30.670	183		38	1:39.872	25.113	210	43.928	145	30.831	184	
19	1:39.116	25.240	210	43.613	147	30.263	186		39	1:45.494	24.898	211	43.480	145	37.116		
20	1:39.928	25.005	211	44.115	133	30.808	185		40								



Testday Tourenwagen

Sector List Test Session 1



Provisional

Reg. Nr.:

Thursday, June 08, 2017 13:00:00

Red Bull Ring, Length: 4326m

Air temperature: 25.25°C

Track temperature: 44.89°C

Weather condition: Dry

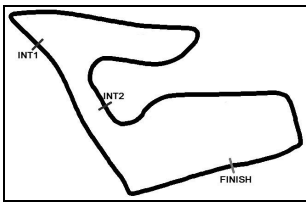
Lap	Time	SE1	SP1	SE2	SP2	SE3	SP3	TSP	Lap	Time	SE1	SP1	SE2	SP2	SE3	SP3	TSP
41	Kirsch, DEU								theoretical besttime: 1:38.151								
1	2:39.013					2:39.013			13	1:55.096	24.501	217	45.679	151	44.916		
2	2:26.597	1:05.090	148	48.643	132	32.864	188		14	23:51.808	22:36.539	193	44.652	136	30.617	188	
3	2:38.624	25.162	216	44.217	147	1:29.245			15	1:38.729	24.734	216	43.693	138	30.302	189	
4	10:04.335	8:37.047	153	50.588	137	36.700	188		16	1:39.026	24.651	215	43.883	147	30.492	188	
5	1:39.685	24.946	213	43.776	137	30.963	188		17	1:40.435	24.791	215	44.713	146	30.931	189	
6	1:38.994	24.838	213	43.838	146	30.318	189		18	1:57.102	24.867	215	44.222	139	48.013		
7	1:39.518	24.679	212	44.202	147	30.637	186		19	5:44.290	4:21.106	196	50.812	131	32.372	188	
8	1:38.518	24.780	215	43.348	140	30.390	188		20	1:48.516	25.342	211	50.671	118	32.503	189	
9	1:38.924	24.751	215	43.664	147	30.509	189		21	2:15.841	27.357	117	59.129	114	49.355		
10	1:38.722	24.691	215	43.457	150	30.574	187		22	20:20.768	19:04.724	206	44.873	131	31.171	188	
11	1:38.798	24.694	216	43.593	142	30.511	186		23	2:30.242	24.649	213	1:02.997	67	1:02.596		
12	1:38.697	24.778	217	43.566	141	30.353	188										

42	Niedertscheider, AUT								theoretical besttime: 1:39.221								
1	4:38.877					4:38.877			14	1:42.623	25.335	211	45.025	143	32.263	181	
2	3:49.367	1:36.969	137	1:01.064	74	1:11.334			15	1:42.409	27.454	205	44.196	138	30.759	185	
3	8:09.318	6:43.896	152	51.865	112	33.557	183		16	1:40.521	25.226	208	44.394	139	30.901	185	
4	1:45.928	27.011	209	47.426	129	31.491	187		17	1:56.892	26.367	211	45.199	121	45.326		
5	1:41.994	25.386	213	45.678	137	30.930	186		18	6:51.219	5:32.106	163	47.380	117	31.733	184	
6	1:51.076	26.333	209	45.235	121	39.508			19	1:43.660	25.280	213	46.356	135	32.024	182	
7	1:01:33.94								20	1:40.218	25.391	213	43.858	142	30.969	186	
8	2:27.820	50.458	148	57.585	102	39.777	174		21	1:40.788	25.238	213	44.482	140	31.068	184	
9	1:54.058	30.141	168	50.769	106	33.148	182		22	1:39.846	25.394	213	43.962	139	30.490	187	
10	2:02.681	32.645	125	55.913	113	34.123	183		23	1:45.071	24.873	212	48.094	138	32.104	180	
11	1:53.284	27.900	167	52.318	120	33.066	184		24	2:03.558	27.248	169	52.232	112	44.078		
12	1:42.327	25.691	209	45.820	140	30.816	185		25								
13	1:40.539	25.326	211	44.584	141	30.629	187										

44	Kaibach, DEU								theoretical besttime: 1:39.385								
1	17:41.457	16:08.855	132	56.077	99	36.525	172		17	1:46.057	25.215	212	46.060	112	34.782	185	
2	1:53.777	29.206	164	51.562	125	33.009	180		18	1:39.847	25.238	214	43.947	155	30.662	186	
3	1:47.591	28.637	165	47.138	136	31.816	184		19	1:39.884	25.096	215	43.858	156	30.930	185	
4	1:43.074	26.941	166	44.684	144	31.449	185		20	1:47.725	25.207	213	43.974	151	38.544		
5	1:40.323	25.569	212	43.747	149	31.007	184		21	6:55.981	5:40.443	203	44.849	148	30.689	184	
6	1:50.693	25.262	211	46.236	128	39.195			22	1:40.192	25.328	210	44.004	161	30.860	185	
7	16:34.560	15:15.476	193	47.762	137	31.322	184		23	1:40.197	25.241	211	43.967	152	30.989	185	
8	1:40.615	25.427	211	43.854	145	31.334	183		24	1:39.914	25.071	211	44.123	156	30.720	187	
9	1:40.228	25.282	210	43.726	147	31.220	184		25	1:40.392	25.116	211	43.880	154	31.396	178	
10	1:40.970	25.259	210	43.880	152	31.831	183		26	1:40.769	25.388	212	44.332	153	31.049	186	
11	1:40.208	25.290	211	44.101	150	30.817	183		27	1:48.626	25.316	212	44.087	151	39.223		
12	1:51.738	25.386	213	43.827	156	42.525			28	19:26.301	18:11.024	208	44.318	146	30.959	184	
13	10:26.530	9:10.894	205	44.865	150	30.771	184		29	1:39.841	25.323	212	43.930	151	30.588	185	
14	1:39.947	25.198	211	43.801	151	30.948	184		30	1:39.766	25.244	214	43.843	157	30.679	185	
15	1:39.965	25.071	213	43.872	153	31.022	183		31	1:54.307	25.287	213	45.791	134	43.229		
16	1:39.871	25.224	213	43.810	154	30.837	185										

54	Reicher, AUT								theoretical besttime: 1:38.614								
1	3:57.831					3:57.831			17	1:39.801	25.117	215	43.824	151	30.860	186	
2	2:55.887	1:16.515	140	48.794	127	50.578			18	1:39.791	25.100	214	43.834	147	30.857	186	
3	9:44.041	8:25.085	196	46.457	133	32.499	185		19	1:39.595	25.090	216	43.873	150	30.632	185	
4	1:42.310	26.573	213	44.407	149	31.330	186		20	1:39.689	25.224	217	43.817	148	30.648	185	
5	1:41.482	25.224	214	45.512	147	30.746	186		21	1:40.855	25.281	213	44.302	145	31.272	186	
6	1:39.450	25.077	215	43.932	147	30.441	187		22	1:56.141	28.742	184	45.706	146	41.693		
7	1:39.157	24.836	214	43.780	150	30.541	187		23	28:23.602							
8	1:39.047	24.946	213	43.556	153	30.545	186		24	2:13.962	51.251	174	50.935	137	31.776	185	
9	1:38.822	24.890	216	43.710	152	30.222	187		25	1:40.867	25.356	214	44.435	140	31.076	186	
10	1:39.126	24.929	215	43.910	150	30.287	185		26	1:40.094	25.223	214	44.004	148	30.867	187	
11	1:39.381	25.067	215	43.796	150	30.518	186		27	1:39.900	25.066	214	44.120	146	30.714	187	
12	1:45.078	24.949	216	43.906	148	36.223			28	1:39.924	25.061	215	44.130	146	30.733	186	
13	8:59.285	7:39.142	184	48.322	144	31.821	185		29	1:39.711	25.116	215	43.876	142	30.719	187	
14	1:41.071	25.680	214	44.386	146	31.005	185		30	1:48.586	25.330	215	44.773	142	38.483		
15	1:40.440	25.254	216	44.173	148	31.013	185		31								





Testday Tourenwagen

Sector List Test Session 1



Provisional

Reg. Nr.:

Thursday, June 08, 2017 13:00:00

Red Bull Ring, Length: 4326m
 Air temperature: 25.25°C
 Track temperature: 44.89°C
 Weather condition: Dry

Lap	Time	SE1	SP1	SE2	SP2	SE3	SP3	TSP	Lap	Time	SE1	SP1	SE2	SP2	SE3	SP3	TSP
16	1:39.769	25.163	216	43.808	146	30.798	186										

64 Markert, DEU

theoretical besttime: 1:40.433

1	11:51.687					11:51.687			20	1:53.665	26.453	198	47.937	139	39.275		
2	4:45.861	3:12.586	134	57.922	105	35.353	179		21	13:25.053	12:08.251	204	45.671	137	31.131	183	
3	1:57.834	28.933	193	46.607	126	42.294			22	1:42.384	25.743	211	45.232	142	31.409	180	
4	3:32.333	2:12.102	188	47.845	128	32.386	179		23	1:42.036	25.798	212	45.305	139	30.933	183	
5	1:43.195	25.874	210	46.398	138	30.923	184		24	1:41.219	25.528	211	44.388	148	31.303	182	
6	1:42.359	25.721	209	45.751	124	30.887	181		25	1:42.256	26.522	207	44.863	150	30.871	183	
7	1:43.681	26.354	211	45.956	140	31.371	184		26	1:41.722	25.627	213	44.931	145	31.164	183	
8	1:50.966	26.019	181	45.570	141	39.377			27	1:51.799	25.604	209	45.564	153	40.631		
9	4:48.487	3:32.431	206	44.953	135	31.103	185		28	4:35.875	3:19.576	204	45.279	148	31.020	185	
10	1:41.018	25.555	211	44.450	133	31.013	185		29	1:40.978	25.660	209	44.399	149	30.919	184	
11	1:41.159	25.446	210	44.869	137	30.844	185		30	1:41.031	25.343	210	44.365	149	31.323	182	
12	1:43.429	27.452	205	44.922	140	31.055	184		31	1:40.646	25.457	210	44.265	147	30.924	184	
13	1:41.706	25.682	210	44.862	142	31.162	184		32	1:41.203	25.568	210	44.690	150	30.945	184	
14	1:50.673	25.539	211	45.118	140	40.016			33	1:40.800	25.369	211	44.356	151	31.075	184	
15	4:38.925	3:21.717	207	45.089	126	32.119	185		34	1:41.222	25.449	211	44.469	144	31.304	182	
16	1:41.904	25.606	210	45.066	140	31.232	184		35	1:41.471	25.600	211	44.601	156	31.270	181	
17	1:42.168	25.324	208	45.540	138	31.304	183		36	1:48.988	25.724	210	44.811	146	38.453		
18	1:41.618	25.635	210	44.845	143	31.138	184		37	4:16.912	2:46.354	205	45.121	147	45.437		
19	1:42.057	26.415	205	44.691	137	30.951	182		38								

66 Jost, CHE

theoretical besttime: 1:38.909

1	2:18.811	49.791	152	54.720	93	34.300	181		11	1:56.116	25.883	175	53.099	134	37.134		
2	1:44.208	26.723	210	46.117	115	31.368	187		12	5:26.508	4:11.156	186	44.924	138	30.428	186	
3	1:42.647	25.137	212	46.630	129	30.880	186		13	1:40.435	25.231	209	44.734	133	30.470	187	
4	2:33.444	25.124	210	57.097	92	1:11.223			14	1:39.627	25.065	212	44.124	141	30.438	185	
5	8:26.448	7:02.856	170	52.278	125	31.314	187		15	1:39.177	25.018	214	43.823	142	30.336	185	
6	1:48.821	25.535	181	52.595	128	30.691	188		16	1:41.278	24.961	212	45.720	136	30.597	185	
7	1:45.573	27.925	201	45.272	118	32.376	186		17	1:39.398	25.226	214	43.931	140	30.241	188	
8	1:40.028	24.910	213	44.325	130	30.793	185		18	1:53.515	24.845	214	44.211	133	44.459		
9	1:39.604	25.018	214	44.185	137	30.401	188		19								
10	1:39.855	24.938	211	44.211	134	30.706	187										

78 Danz, CHE

theoretical besttime: 1:38.838

1	3:10.865	1:35.177	146	58.320	105	37.368	140		17	5:25.936	4:09.736	194	45.514	141	30.686	186	
2	1:52.914	32.330	143	47.768	123	32.816	182		18	1:39.671	25.209	213	43.666	147	30.796	183	
3	2:43.012	25.999	211	45.334	108	1:31.679			19	1:39.388	25.350	211	43.578	145	30.460	186	
4	9:35.100	8:10.729	154	51.501	130	32.870	182		20	1:48.924	25.133	211	43.914	148	39.877		
5	1:42.644	25.851	209	44.941	132	31.852	184		21	19:42.878	17:57.775	177	1:11.282	75	33.821	177	
6	1:42.630	25.332	213	45.553	132	31.745	185		22	1:40.378	25.522	211	44.303	145	30.553	186	
7	1:41.919	25.419	210	44.841	131	31.659	184		23	1:39.404	25.038	212	43.837	148	30.529	185	
8	1:41.546	25.400	211	44.563	135	31.583	185		24	1:39.732	24.943	213	43.991	143	30.798	184	
9	1:41.558	25.542	209	44.625	132	31.391	184		25	1:40.158	25.449	211	44.320	152	30.389	186	
10	1:40.506	25.217	211	44.210	141	31.079	184		26	1:48.841	25.111	211	43.744	133	39.986		
11	1:50.925	25.310	211	44.062	142	41.553			27	14:32.441	13:15.323	180	46.044	131	31.074	185	
12	6:21.283	4:59.588	182	49.251	128	32.444	181		28	1:39.513	25.155	211	43.772	147	30.586	185	
13	1:40.497	25.639	209	43.964	137	30.894	183		29	1:39.760	25.109	211	43.965	151	30.686	187	
14	1:39.709	25.125	211	43.941	139	30.643	185		30	1:39.451	25.021	212	43.866	151	30.564	185	
15	1:39.184	25.144	212	43.506	143	30.534	186		31	1:59.810	25.010	205	45.850	137	48.950		
16	1:48.967	25.294	210	44.053	145	39.620			32								

82 Kramwinkel, DEU

theoretical besttime: 1:40.052

1	10:40.708					10:40.708			19	1:41.467	25.425	211	44.827	136	31.215	182	
2	5:56.779	4:20.706	117	1:00.045	109	36.028	150		20	1:50.857	25.311	211	45.395	137	40.151		
3	1:56.267	31.933	173	49.145	113	35.189	183		21	9:12.643	7:49.606	181	50.823	123	32.214	181	
4	1:47.347	26.384	200	47.130	120	33.833	184		22	1:44.413	26.342	206	47.294	134	30.777	185	
5	1:43.369	26.027	209	45.719	127	31.623	184		23	1:40.247	25.142	212	44.319	142	30.786	184	
6	1:50.577	25.940	210	45.330	124	39.307			24	1:40.578	25.280	211	44.401	141	30.897	183	
7	2:52.293	1:35.974	205	45.137	127	31.182	184		25	1:40.345	25.125	211	44.396	137	30.824	183	
8	1:41.836	25.740	209	44.765	142	31.331	183		26	1:47.706	25.208	212	44.342	138	38.156		
9	1:42.106	25.476	210	44.639	137	31.991	184		27	9:02.329	7:46.197	205	45.279	136	30.853	184	





Testday Tourenwagen

Sector List Test Session 1



Provisional

Reg. Nr.:

Thursday, June 08, 2017 13:00:00

Red Bull Ring, Length: 4326m

Air temperature: 25.25°C

Track temperature: 44.89°C

Weather condition: Dry

Lap	Time	SE1	SP1	SE2	SP2	SE3	SP3	TSP	Lap	Time	SE1	SP1	SE2	SP2	SE3	SP3	TSP
10	1:42.246	25.285	213	45.914	136	31.047	185		28	1:40.650	25.084	209	44.633	133	30.933	183	
11	1:40.919	25.358	213	44.567	135	30.994	185		29	1:43.281	25.271	209	46.237	141	31.773	183	
12	1:40.587	25.262	212	44.429	138	30.896	183		30	1:40.764	25.347	209	44.468	140	30.949	184	
13	1:49.470	25.426	211	44.756	131	39.288			31	1:41.150	25.404	209	44.775	136	30.971	184	
14	6:06.021	4:49.471	200	45.419	142	31.131	183		32	1:40.414	25.272	210	44.191	145	30.951	183	
15	1:43.526	25.569	209	46.557	138	31.400	183		33	1:40.796	25.239	210	44.520	149	31.037	183	
16	1:42.322	25.511	211	45.487	134	31.324	182		34	1:49.019	25.272	211	44.374	145	39.373		
17	1:41.586	25.464	210	45.071	132	31.051	183		35								
18	1:41.287	25.339	211	44.838	131	31.110	182										

84 Sandberg, NLD

theoretical besttime: 1:41.099

1	2:35.959					2:35.959			14	1:42.571	25.552	214	44.948	138	32.071	185
2	3:02.252	1:10.359	128	1:07.967	96	43.926	129		15	1:43.682	27.446	213	45.177	127	31.059	186
3	2:44.918	32.093	163	1:00.321	104	1:12.504			16	1:42.364	25.632	212	44.696	131	32.036	184
4	8:17.137	6:46.604	150	53.770	115	36.763	177		17	1:42.292	25.861	213	44.965	131	31.466	185
5	1:53.053	27.716	176	50.112	121	35.225	183		18	1:41.698	25.432	214	44.997	133	31.269	186
6	1:47.508	26.420	195	47.141	130	33.947	184		19	1:57.925	25.344	214	47.008	125	45.573	
7	1:47.361	27.074	193	46.880	127	33.407	180		20	33:26.748						
8	1:57.242	26.337	198	48.141	130	42.764			21	2:16.494	51.543	159	50.819	113	34.132	183
9	19:21.945	18:01.236	159	47.993	126	32.716	183		22	1:45.491	26.404	210	47.273	131	31.814	185
10	1:44.847	26.189	209	46.141	134	32.517	184		23	1:45.969	25.764	212	45.165	137	35.040	94
11	1:42.422	25.863	210	45.474	131	31.085	186		24	6:57.351				47	1:36.706	
12	1:43.655	25.771	211	45.124	141	32.760	184		25							
13	1:42.288	25.658	213	44.821	140	31.809	186									

88 Oestreich, DEU

theoretical besttime: 1:38.932

1	2:42.310					2:42.310			12	1:38.932	24.758	214	43.699	145	30.475	188
2	2:26.376	1:03.315	132	49.847	123	33.214	184		13	1:50.521	25.411	213	44.806	132	40.304	
3	2:41.719	26.040	211	47.007	113	1:28.672			14	31:21.901	30:06.135	205	44.979	138	30.787	188
4	9:59.129	8:31.335	150	50.826	133	36.968	187		15	1:42.422	26.525	207	44.928	144	30.969	187
5	1:40.937	25.265	213	44.064	139	31.608	186		16	1:59.073	28.054	211	47.805	125	43.214	
6	1:39.674	25.134	213	43.792	141	30.748	188		17	5:40.872	4:23.976	190	45.786	125	31.110	187
7	1:51.256	25.086	212	44.048	140	42.122			18	1:40.710	24.991	215	44.215	138	31.504	188
8	36:44.031	35:27.316	193	45.039	135	31.676	185		19	1:39.439	24.875	216	43.791	148	30.773	188
9	1:42.688	25.156	213	46.055	125	31.477	188		20	1:41.745	25.012	216	46.042	138	30.691	189
10	1:39.929	25.175	212	44.123	136	30.631	187		21	1:50.161	25.107	214	44.746	142	40.308	
11	1:40.107	24.938	213	44.607	140	30.562	187									

94 Richard, CHE

theoretical besttime: 1:37.984

1	3:11.554	1:40.739	156	55.165	116	35.650	153		18	1:38.883	25.243	212	43.422	140	30.218	190
2	1:51.203	30.151	177	47.422	125	33.630	186		19	1:38.776	24.812	216	43.476	142	30.488	190
3	2:31.787	25.719	209	44.590	133	1:21.478			20	1:39.077	24.877	216	43.426	141	30.774	189
4	9:13.470	7:54.219	168	47.253	127	31.998	187		21	1:53.014	25.074	213	45.101	137	42.839	
5	1:43.310	25.465	209	45.547	116	32.298	189		22	6:30.719						
6	1:42.362	25.675	199	45.106	137	31.581	187		23	2:15.160	1:00.136	206	44.188	140	30.836	188
7	1:39.628	25.049	214	43.985	133	30.594	188		24	1:38.777	24.826	214	43.448	144	30.503	190
8	1:41.812	27.098	212	43.913	146	30.801	185		25	1:38.961	24.755	215	43.747	144	30.459	190
9	1:39.267	25.501	212	43.308	140	30.458	189		26	1:38.774	24.988	217	43.482	142	30.304	189
10	1:38.290	24.914	217	43.134	144	30.242	188		27	1:38.714	24.933	215	43.520	142	30.261	190
11	1:38.797	24.851	215	43.380	141	30.566	189		28	1:38.668	24.871	218	43.589	140	30.208	189
12	1:38.758	24.960	215	43.369	141	30.429	189		29	1:38.696	24.800	216	43.631	146	30.265	189
13	1:40.619	24.776	217	43.534	145	32.309	173		30	1:38.939	24.730	216	43.852	141	30.357	189
14	1:49.351	25.410	217	44.223	142	39.718			31	1:39.197	24.949	216	43.720	142	30.528	189
15	5:18.353	4:03.644	208	44.176	141	30.533	188		32	1:39.120	24.877	219	43.911	142	30.332	190
16	1:38.809	24.642	217	43.321	139	30.846	189		33	1:55.086	24.702	219	44.619	137	45.765	
17	1:38.612	24.796	219	43.428	139	30.388	188									

98 Lautenschlager, DEU

theoretical besttime: 1:38.526

1	3:03.192	1:29.305	114	56.405	97	37.482	150		21	1:39.259	24.918	216	43.886	158	30.455	186
2	1:47.979	29.022	190	47.031	137	31.926	184		22	1:39.019	24.983	212	43.676	159	30.360	186
3	2:14.575	25.547	196	47.000	138	1:02.028			23	1:39.213	24.709	216	43.769	158	30.735	177
4	9:47.992	8:30.324	199	45.950	144	31.718	184		24	1:47.968	28.163	184	48.349	156	31.456	186
5	1:42.387	25.265	212	45.045	135	32.077	139		25	1:42.279	24.816	217	43.737	158	33.726	149

ver: 1.0

www.adac.de/motorsport

Page 9/ 10 printed: 8.6.2017 15:21

CERTINA

SWISS WATCHES



Testday Tourenwagen

Sector List Test Session 1



Provisional

Reg. Nr.:

Thursday, June 08, 2017 13:00:00

Red Bull Ring, Length: 4326m

Air temperature: 25.25°C

Track temperature: 44.89°C

Weather condition: Dry

Lap	Time	SE1	SP1	SE2	SP2	SE3	SP3	TSP	Lap	Time	SE1	SP1	SE2	SP2	SE3	SP3	TSP
6	1:58.017	36.694	126	50.877	154	30.446	187		26	2:05.860	28.852	166	49.047	132	47.961		
7	1:39.808	25.072	212	43.782	143	30.954	184		27	9:46.697	8:14.458	160	49.640	139	42.599		
8	1:39.521	24.923	215	43.949	145	30.649	187		28	5:57.618							
9	1:40.241	24.909	215	44.522	144	30.810	186		29	2:14.947	59.607	208	44.747	157	30.593	186	
10	1:39.460	24.953	214	43.907	153	30.600	186		30	1:39.653	25.051	213	43.929	156	30.673	185	
11	2:02.252	28.072	163	49.425	137	44.755			31	1:39.340	24.973	214	43.823	162	30.544	187	
12	5:08.325	3:51.118	198	46.731	137	30.476	188		32	2:00.603	25.026	213	45.879	127	49.698		
13	1:39.390	25.161	215	43.730	147	30.499	186		33	6:21.789	4:58.753	136	52.392	157	30.644	186	
14	1:38.887	24.963	216	43.536	155	30.388	187		34	1:39.568	25.059	215	43.910	155	30.599	188	
15	1:39.332	24.898	214	43.869	160	30.565	184		35	1:39.475	24.947	216	43.823	142	30.705	188	
16	1:38.899	24.929	214	43.457	162	30.513	187		36	1:44.190	29.018	190	44.498	158	30.674	188	
17	1:53.824	24.920	214	45.462	142	43.442			37	1:38.893	24.791	216	43.648	162	30.454	188	
18	22:38.113	21:14.703	184	49.545	144	33.865	158		38	1:42.888	24.826	216	44.445	161	33.617	180	
19	1:43.122	28.111	205	44.432	153	30.579	187		39	2:10.069	27.798	165	51.841	121	50.430		
20	1:40.587	25.033	214	44.929	160	30.625	186										

99 Zimmermann, DEU

theoretical besttime: 1:38.638

1	3:07.225	1:33.017	150	54.036	116	40.172	167		22	21:29.514						
2	1:45.782	26.971	207	46.609	135	32.202	183		23	2:00.785	45.590	208	44.397	145	30.798	187
3	2:22.943	25.520	210	46.060	137	1:11.363			24	1:39.677	25.039	213	44.031	143	30.607	185
4	10:50.833	9:34.314	195	45.732	138	30.787	185		25	1:39.448	24.849	215	43.972	145	30.627	186
5	1:40.281	25.255	211	44.302	139	30.724	186		26	1:38.952	24.858	214	43.663	144	30.431	187
6	1:40.130	25.206	213	44.321	139	30.603	186		27	1:39.530	24.834	214	44.101	143	30.595	187
7	1:39.172	25.060	212	43.707	145	30.405	188		28	1:39.440	24.925	214	43.833	144	30.682	187
8	1:40.697	25.453	213	43.894	144	31.350	186		29	1:39.594	24.990	214	44.004	147	30.600	186
9	1:39.261	24.835	214	44.038	142	30.388	186		30	1:40.441	25.125	212	44.596	145	30.720	187
10	1:39.339	24.849	214	43.992	141	30.498	187		31	1:54.549	25.068	214	46.762	123	42.719	
11	1:43.885	24.843	215	48.479	135	30.563	187		32	10:23.119	9:03.284	176	48.025	130	31.810	173
12	1:38.879	24.875	215	43.627	142	30.377	187		33	2:01.972	28.521	168	49.107	129	44.344	
13	1:39.061	24.965	215	43.651	142	30.445	187		34	5:39.211	4:19.558	157	48.477	126	31.176	186
14	1:39.590	24.900	214	44.204	144	30.486	187		35	1:40.902	24.932	214	45.111	138	30.859	185
15	1:59.661	25.795	167	50.283	135	43.583			36	1:38.698	24.825	214	43.585	147	30.288	186
16	8:37.525	7:20.444	205	46.699	143	30.382	186		37	1:41.135	24.979	215	45.265	125	30.891	187
17	1:39.232	24.891	214	43.912	144	30.429	187		38	1:39.026	25.093	213	43.645	147	30.288	186
18	1:39.329	24.821	214	44.080	144	30.428	186		39	1:39.349	24.774	215	44.080	145	30.495	187
19	1:39.434	24.765	216	43.970	143	30.699	186		40	1:42.108	24.901	214	44.045	145	33.162	122
20	1:40.086	24.885	216	44.254	138	30.947	186		41		30.217	165	48.028	132		
21	1:51.753	24.911	214	44.446	142	42.396										