

ADAC TCR Germany

Result List Qualifying 1 Group A



Provisional

DMSB Reg. Nr.: 908/17

Friday, August 04, 2017 15:35:00

Nürburgring, Length: 3629m

Air temperature: 20.2°C

Track temperature: 26.76°C

Weather condition: Dry

started : 19 classified : 19 not classified : 0

Nr.	Drivers	Team	Lap	Best Time	Gap	Diff	Kph	Day Time
Cl.	Car	Competitor						
1	36 D.Calcum(DEU) Opel Astra TCR	Schlaepi Race-Tec(CHE) Schlaepi Race-Tec	3	1:35.561			136.7	15:40:07
2	88 M.Oestreich(DEU) Honda Civic TCR	Honda Team ADAC Sachsen ADAC Sachsen e.V.	3	1:35.704	0.143	0.143	136.5	15:42:29
3	22 H.Proczyk(AUT) SEAT Leon TCR	HP Racing HP Racing	5	1:35.746	0.185	0.042	136.4	15:45:35
4	10 A.Buri(FIN) Audi RS 3 LMS	LMS Racing(FIN) LMS Racing	5	1:35.767	0.206	0.021	136.4	15:43:34
5	19 M.Hofer(AUT) Audi RS 3 LMS	AC 1927 Mayen e.V. im ADAC AC 1927 Mayen e.V. im ADAC	6	1:35.819	0.258	0.052	136.3	15:47:47
6	11 J.Schmarl(AUT) Honda Civic TCR	Target Competition AUT-POR Target srl.	6	1:35.828	0.267	0.009	136.3	15:45:17
7	8 L.Engstler(DEU) R VW Golf GTI TCR	JUNIOR TEAM ENGSTLER(DEU) LIQUI MOLY Team Engstler	4	1:35.868	0.307	0.040	136.2	15:43:54
8	78 F.Danz(CHE) SEAT Leon TCR	Schlaepi Race-Tec(CHE) Schlaepi Race-Tec	6	1:35.988	0.427	0.120	136.1	15:45:03
9	28 P.Eberle(CHE) SEAT Leon TCR	Steibel Motorsport(CZE) Pascal Eberle	5	1:36.040	0.479	0.052	136.0	15:45:26
10	38 J.Wolfe(USA) VW Golf GTI TCR	TEAM ENGSTLER USA LIQUI MOLY Team Engstler	4	1:36.144	0.583	0.104	135.8	15:44:01
11	35 R.Rhyn(CHE) R SEAT Leon TCR	TOPCAR Sport TOPCAR Sport	6	1:36.159	0.598	0.015	135.8	15:45:16
12	20 N.Kankkunen(FIN) Audi RS 3 LMS	LMS Racing(FIN) LMS Racing	9	1:36.198	0.637	0.039	135.8	15:54:06
13	66 R.Jost(CHE) SEAT Leon TCR	TOPCAR Sport TOPCAR Sport	11	1:36.208	0.647	0.010	135.7	15:54:29
14	27 J.Rodrigues(PRT) Honda Civic TCR	Target Competition AUT-POR Target srl.	10	1:36.251	0.690	0.043	135.7	15:53:37
15	26 T.Wolf(DEU) R Audi RS 3 LMS	Aust Motorsport(DEU) Aust Motorsport	8	1:36.543	0.982	0.292	135.3	15:50:46
16	3 G.Rdest(POL) Audi RS 3 LMS	Target Competition SWE-POL Target srl.	9	1:36.741	1.180	0.198	135.0	15:53:16
17	64 S.Markert(DEU) Audi RS 3 LMS	GermanFLAVOURS Racing ADAC Berlin-Brandenburg e.V.	4	1:36.928	1.367	0.187	134.7	15:42:39
18	82 T.Kramwinkel(DEU) Audi RS 3 LMS	GermanFLAVOURS Racing GermanFLAVOURS Racing	4	1:37.040	1.479	0.112	134.6	15:42:21
19	32 G.Xavier(CHE) R SEAT Leon TCR	Young Driver Challenge(DEU) Young Driver Challenge	7	1:38.054	2.493	1.014	133.2	15:47:40

Classification limit: 110% Time: 1:45.117

Following race director decision cancellation of the relevant lap time for car no. 27

Subject to final scrutineering!

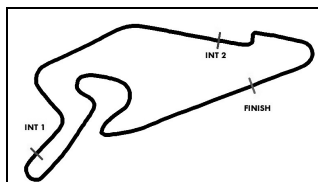
Publication time:	Clerk of the Course: Michael Bork	Timekeeper: Steffen Ruhl
-------------------	-----------------------------------	--------------------------

ver: 1.0

www.adac.de/motorsport

Page 1/ 1 printed: 4.8.2017 15:58

CERTINA
S W I S S W A T C H E S



ADAC TCR Germany

Sector List Qualifying 1 Group A



Provisional

Nürburgring, Length: 3629m

Air temperature: 20.2°C

Track temperature: 26.76°C

Weather condition: Dry

DMSB Reg. Nr.: 908/17

Friday, August 04, 2017 15:35:00

Lap	Time	SE1	SP1	SE2	SP2	SE3	SP3	TSP	Lap	Time	SE1	SP1	SE2	SP2	SE3	SP3	TSP
3	Rdest, POL								theoretical besttime: 1:36.563								
1	2:18.712	1:20.918	115	30.134	133	27.660	158	133	7	3:45.407	2:43.435	104	27.729	173	34.243	57	173
2	1:40.814	51.223	120	24.550	216	25.041	169	216	8	2:12.729	1:24.116	117	24.828	215	23.785	169	215
3	1:37.048	49.126	120	24.435	217	23.487	169	217	9	1:36.741	49.004	120	24.206	216	23.531	169	216
4	1:37.977	49.335	108	24.997	216	23.645	169	216	10	1:37.030	49.282	118	24.395	217	23.353	170	217
5	1:37.153	49.146	118	24.262	217	23.745	170	217	11	1:37.166	49.138	119	24.348	216	23.680	164	216
6	1:48.941	49.490	116	25.663	184	33.788	45	184									

8	Engstler, DEU								theoretical besttime: 1:35.860								
1	2:17.068	1:19.597	116	28.122	183	29.349	59	183	6	1:41.789	48.990	120	24.256	215	28.543	57	215
2	3:24.075	2:30.533	95	28.694	206	24.848	168	206	7	4:54.424	4:05.906	115	24.855	213	23.663	168	213
3	1:36.324	49.086	119	24.045	215	23.193	171	215	8	1:36.546	49.154	120	24.143	214	23.249	170	214
4	1:35.868	48.650	120	24.017	217	23.201	171	217	9	1:36.142	48.823	121	24.038	216	23.281	170	216
5	1:35.914	48.666	118	24.017	216	23.231	169	216									

10	Buri, FIN								theoretical besttime: 1:35.629								
1	2:04.042	1:11.785	110	26.786	195	25.471	169	195	5	1:35.767	48.721	120	23.938	220	23.108	172	220
2	1:40.504	52.388	116	24.360	220	23.756	172	220	6	1:43.067	49.162	116	24.479	219	29.426	52	219
3	1:37.016	49.595	119	24.105	220	23.316	172	220	7	7:56.383	7:06.138	113	25.552	218	24.693	170	218
4	1:36.307	48.583	121	24.226	217	23.498	171	217	8	1:49.072	51.441	91	26.870	206	30.761	55	206

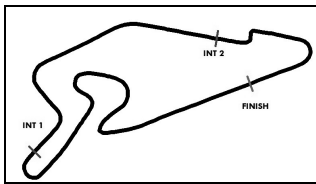
11	Schmarl, AUT								theoretical besttime: 1:35.685								
1	2:11.542	1:16.356	103	30.832	182	24.354	170	182	7	1:45.360	49.602	122	24.229	218	31.529	59	218
2	1:39.979	51.258	123	25.098	216	23.623	172	216	8	3:09.143	2:19.341	109	25.681	211	24.121	170	211
3	1:36.396	49.176	122	24.064	217	23.156	172	217	9	1:36.901	49.140	121	24.336	216	23.425	170	216
4	1:36.231	48.740	122	24.120	217	23.371	171	217	10	1:36.280	49.019	120	24.062	217	23.199	171	217
5	1:36.370	48.915	122	24.088	217	23.367	171	217	11	1:36.033	48.731	123	24.079	216	23.223	171	216
6	1:35.828	48.525	122	24.004	218	23.299	170	218	12	1:36.458	48.866	120	24.072	217	23.520	170	217

19	Hofer, AUT								theoretical besttime: 1:35.729								
1	2:08.103	1:17.556	117	26.243	196	24.304	167	196	5	1:35.954	48.831	120	23.921	218	23.202	170	218
2	1:47.584	50.637	118	25.980	161	30.967	59	161	6	1:35.819	48.709	119	23.885	219	23.225	169	219
3	3:53.783	3:03.504	109	25.517	211	24.762	167	211	7	1:35.892	48.642	119	23.962	219	23.288	170	219
4	1:46.025	52.787	113	29.577	175	23.661	168	175	8	1:53.855	52.845	112	28.012	166	32.998	56	166

20	Kankkunen, FIN								theoretical besttime: 1:36.044								
1	2:02.515	1:10.266	106	26.982	150	25.267	170	150	6	1:43.674	48.890	120	24.033	220	30.751	55	220
2	1:38.855	50.734	120	24.412	219	23.709	170	219	7	5:27.856	4:38.267	117	25.423	213	24.166	170	213
3	1:36.613	49.003	118	24.140	217	23.470	171	217	8	1:36.571	49.019	119	23.994	219	23.558	170	219
4	1:47.437	48.979	120	32.188	143	26.270	173	143	9	1:36.198	48.580	119	24.094	218	23.524	170	218
5	1:36.581	48.894	119	24.131	219	23.556	171	219	10	1:36.868	49.020	122	24.139	219	23.709	169	219

22	Proczyk, AUT								theoretical besttime: 1:35.524								
1	1:53.201	1:02.898	118	25.865	213	24.438	168	213	5	1:35.746	48.605	121	24.015	218	23.126	171	218
2	1:45.372	50.203	117	25.391	217	29.778	52	217	6	1:35.766	48.721	121	23.862	219	23.183	170	219
3	3:34.947	2:42.264	116	26.686	207	25.997	151	207	7	1:35.917	48.582	123	24.255	217	23.080	169	217
4	1:45.712	55.265	120	26.592	198	23.855	168	198	8	1:52.410	53.010	108	25.806	216	33.594	48	216

26	Wolf, DEU								theoretical besttime: 1:36.387								
1	1:59.822	1:07.381	115	27.127	170	25.314	167	170	7	1:37.371	49.736	121	24.125	216	23.510	170	216
2	1:39.680	51.520	118	24.447	219	23.713	169	219	8	1:36.543	49.010	120	24.129	219	23.404	170	219
3	1:37.830	50.054	121	24.259	217	23.517	170	217	9	1:36.578	49.201	120	24.046	216	23.331	169	216
4	1:43.874	50.591	119	25.110	216	28.173	58	216	10	1:36.582	49.083	120	24.120	216	23.379	170	216
5	3:53.306	3:02.449	116	26.818	214	24.039	169	214	11	1:37.106	49.439	116	24.215	216	23.452	168	216
6	1:37.258	49.691	120	24.229	217	23.338	168	217									



ADAC TCR Germany

Sector List Qualifying 1 Group A



Provisional

DMSB Reg. Nr.: 908/17

Friday, August 04, 2017 15:35:00

Nürburgring, Length: 3629m
 Air temperature: 20.2°C
 Track temperature: 26.76°C
 Weather condition: Dry

Lap	Time	SE1	SP1	SE2	SP2	SE3	SP3	TSP	Lap	Time	SE1	SP1	SE2	SP2	SE3	SP3	TSP
27	Rodrigues, PRT								theoretical besttime: 1:35.846								
1	2:14.195	1:17.443	97	30.945	144	25.807	165	144	7	1:36.510	48.953	122	23.971	216	23.586	168	216
2	1:39.949	50.514	123	25.359	208	24.076	171	208	8	1:43.004	49.733	118	24.381	215	28.890	56	215
3	1:39.021	51.068	122	24.245	215	23.708	171	215	9	3:17.381	2:24.660	119	26.175	171	26.546	171	171
4	1:37.528	48.994	121	24.009	215	24.525	171	215	10	1:36.251	49.136	121	23.943	216	23.172	169	216
5	1:36.343	48.731	123	24.123	216	23.489	170	216	11	1:35.024	49.102	119	23.985	216	21.937	170	216
6	1:36.564	49.050	122	24.093	216	23.421	169	216	11	2:18.899	56.891	88	34.361	122	47.647	35	122

28	Eberle, CHE								theoretical besttime: 1:35.807								
1	2:06.507	1:13.878	106	27.700	160	24.929	165	160	6	1:36.252	48.653	120	24.299	216	23.300	169	216
2	1:45.793	50.949	115	24.666	217	30.178	60	217	7	1:42.904	48.774	119	24.451	214	29.679	58	214
3	3:20.927	2:31.312	107	25.699	204	23.916	169	204	8	3:09.080	2:20.030	114	25.120	213	23.930	168	213
4	1:36.104	48.931	120	24.126	216	23.047	170	216	9	1:36.367	48.904	118	24.238	213	23.225	168	213
5	1:36.040	48.696	118	24.145	215	23.199	169	215	10	1:37.183	49.977	118	24.107	215	23.099	169	215

32	Xavier, CHE								theoretical besttime: 1:37.668								
1	2:32.254	1:33.889	109	30.067	148	28.298	162	148	7	1:38.054	49.973	116	24.484	214	23.597	167	214
2	1:47.103	56.034	111	26.083	212	24.986	165	212	8	1:40.676	49.653	117	24.786	215	26.237	167	215
3	1:43.660	51.637	118	25.462	214	26.561	166	214	9	1:38.132	49.970	119	24.631	216	23.531	167	216
4	1:40.727	50.951	116	25.379	213	24.397	165	213	10	1:38.837	49.985	118	24.681	214	24.171	166	214
5	1:39.043	50.134	114	24.919	213	23.990	167	213	11	1:43.261	52.291	112	25.773	213	25.197	166	213
6	1:38.526	50.208	116	24.565	214	23.753	167	214	12	1:48.407	50.643	114	27.217	165	30.547	162	165

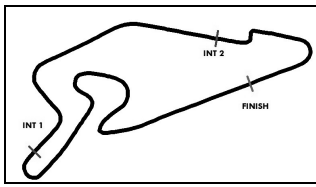
35	Rhyn, CHE								theoretical besttime: 1:36.103								
1	1:57.915	1:02.240	113	29.622	165	26.053	160	165	7	1:41.404	48.954	120	24.169	216	28.281	61	216
2	1:50.546	1:00.170	113	25.920	172	24.456	169	172	8	3:46.869	2:56.938	116	25.506	214	24.425	168	214
3	1:37.152	49.524	122	24.327	215	23.301	169	215	9	1:39.768	51.929	119	24.437	215	23.402	169	215
4	1:36.886	49.355	120	24.136	215	23.395	170	215	10	1:36.531	49.205	121	24.123	217	23.203	170	217
5	1:36.714	49.244	120	24.106	216	23.364	171	216	11	1:36.469	49.094	121	24.031	216	23.344	170	216
6	1:36.159	48.929	121	24.087	216	23.143	169	216									

36	Calcum, DEU								theoretical besttime: 1:35.510								
1	1:54.311	1:04.727	119	24.878	220	24.706	174	220	4	1:35.692	48.577	125	23.804	222	23.311	174	222
2	1:36.673	49.325	123	23.998	222	23.350	173	222	5	1:55.525	55.448	103	28.336	162	31.741	57	162
3	1:35.561	48.628	123	23.784	223	23.149	174	223									

38	Wolfe, USA								theoretical besttime: 1:36.000								
1	2:25.690	1:22.381	112	29.176	161	34.133	51	161	6	1:45.647	49.042	114	24.476	210	32.129	49	210
2	3:22.297	2:30.884	94	26.615	198	24.798	167	198	7	3:06.006	2:15.318	116	26.332	170	24.356	168	170
3	1:36.681	49.102	118	24.211	213	23.368	169	213	8	1:36.540	49.147	120	24.048	213	23.345	169	213
4	1:36.144	48.607	120	24.126	213	23.411	168	213	9	1:36.316	48.611	119	24.339	212	23.366	168	212
5	1:41.888	52.616	111	25.294	206	23.978	169	206	10	1:36.528	48.964	117	24.147	212	23.417	169	212

64	Markert, DEU								theoretical besttime: 1:36.761								
1	2:39.762	1:42.762	93	29.876	175	27.124	161	175	6	1:45.256	49.495	117	24.501	217	31.260	60	217
2	1:43.795	54.310	108	25.439	215	24.046	170	215	7	3:16.310	2:26.069	101	26.129	216	24.112	169	216
3	1:38.196	49.573	118	24.290	219	24.333	169	219	8	1:38.058	49.559	117	24.343	219	24.156	170	219
4	1:36.928	49.095	116	24.388	217	23.445	171	217	9	1:46.246	49.625	117	24.423	205	32.198	60	205
5	1:37.088	49.382	118	24.221	217	23.485	169	217									

66	Jost, CHE								theoretical besttime: 1:36.021								
1	1:50.551	59.852	113	26.094	199	24.605	169	199	7	1:41.515	49.016	119	24.253	216	28.246	60	216
2	1:36.748	49.368	119	24.134	214	23.246	169	214	8	3:03.115	2:14.105	117	25.197	214	23.813	169	214
3	1:36.947	49.057	118	24.279	215	23.611	170	215	9	1:36.989	49.263	118	24.170	216	23.556	169	216
4	1:37.249	48.901	120	24.104	216	24.244	171	216	10	1:36.885	49.163	117	24.284	217	23.438	170	217
5	1:36.307	48.951	120	24.193	217	23.163	168	217	11	1:36.208	48.823	120	24.047	216	23.338	169	216
6	1:36.645	49.196	119	24.035	218	23.414	169	218	12	1:36.796	49.020	121	24.109	216	23.667	168	216



ADAC TCR Germany

Sector List Qualifying 1 Group A



Provisional

Nürburgring, Length: 3629m
 Air temperature: 20.2°C
 Track temperature: 26.76°C
 Weather condition: Dry

DMSB Reg. Nr.: 908/17

Friday, August 04, 2017 15:35:00

Lap	Time	SE1	SP1	SE2	SP2	SE3	SP3	TSP	Lap	Time	SE1	SP1	SE2	SP2	SE3	SP3	TSP
78 Danz, CHE									theoretical besttime: 1:35.677								
1	1:58.069	1:05.527	107	26.876	188	25.666	167	188	7	1:44.125	49.563	119	24.601	205	29.961	59	205
2	1:38.836	50.881	120	24.460	216	23.495	169	216	8	3:18.086	2:29.150	115	25.132	213	23.804	169	213
3	1:36.728	49.199	120	24.188	217	23.341	170	217	9	1:36.446	49.070	121	24.129	217	23.247	170	217
4	1:36.660	49.076	121	24.277	216	23.307	169	216	10	1:36.017	48.886	120	24.051	217	23.080	171	217
5	1:36.463	49.010	120	24.180	216	23.273	171	216	11	1:36.417	48.735	120	24.400	216	23.282	171	216
6	1:35.988	48.812	119	24.055	217	23.121	170	217	12	1:36.093	48.546	120	24.116	218	23.431	169	218
82 Kramwinkel, DEU									theoretical besttime: 1:36.971								
1	2:27.418	1:31.529	112	29.780	131	26.109	165	131	5	1:47.856	50.717	119	26.542	215	30.597	62	215
2	1:39.071	50.813	120	24.462	215	23.796	167	215	6	3:16.454	2:28.440	117	24.262	216	23.752	167	216
3	1:37.763	49.571	119	24.357	216	23.835	166	216	7	1:37.863	49.828	119	24.307	215	23.728	168	215
4	1:37.040	49.290	119	24.331	215	23.419	168	215	8	1:53.318	52.046	112	28.530	185	32.742	59	185
88 Oestreich, DEU									theoretical besttime: 1:35.373								
1	2:19.178	1:18.940	119	29.958	131	30.280	57	131	5	8:50.475	7:58.261	120	27.577	137	24.637	170	137
2	3:34.340	2:41.548	110	27.924	111	24.868	171	111	6	1:35.743	48.551	123	23.995	216	23.197	171	216
3	1:35.704	48.660	123	23.950	216	23.094	171	216	7	1:36.208	48.701	122	24.087	215	23.420	170	215
4	1:45.257	48.329	123	24.259	217	32.669	56	217									