

# **Ergebnis**

**ADAC Junior Cup**

**2013**

**V2 Oschersleben**

**vom**

**14. - 16.06.2013**

## SUPERBIKE\*IDM - 3. Lauf Oschersleben

### ADAC Junior Cup - Freies Training

14 - 16 June 2013  
Oschersleben - 3667 mtr.


Pos	Cls	Nbr	Entrant Name	Nat. City	Motorcycle Tyres	Laps	Fastest	Diff
1		54	Stef Racing Team <b>Stéphane Frossard</b>	Courgenay		19	1:46.704	
2		5	ADAC Sachsen e.V./PZ Motorsport <b>Arnaud Friedrich</b>	Limbach-O./OT Bräun		19	1:47.838	1.134
3		4	Leviort RT Germany/ADAC Nordbaden e.V. <b>Lukas Tulovic</b>	Eberbach		11	1:48.366	1.662
4		23	ADAC Racing Team AMC Sachsenring e.V. <b>Nico Tietze</b>	Lichtenau/OT Ottendo		18	1:48.423	1.719
5		7	ADAC e.V. Ressort Motorsport <b>Christopher Kogelbauer</b>	Langenfeld		18	1:48.954	2.250
6		22	ADAC Westfalen e.V. <b>Hagen Wiedemann</b>	Everswinkel		18	1:49.454	2.750
7		21	ADAC TEAM Nordbayern e.V. <b>Gabriel Noderer</b>	Thalmässing		18	1:49.542	2.838
8		27	ADAC e.V. Ressort Motorsport <b>Jan Schmidt</b>	Büdingen		9	1:49.658	2.954
9		17	ADAC TEAM Nordbayern e.V. <b>Marc Zellhöfer</b>	Fürth		19	1:49.964	3.260
10		26	ADAC TEAM Nordbayern e.V. <b>Toni Thurmayer</b>	Stockstadt		17	1:50.604	3.900
11		53	<b>Michaël Verbrugghe</b>	Kessel		18	1:50.966	4.262
12		28	ADAC TEAM Nordbayern e.V. <b>Ricarda Neubauer</b>	Bad Windsheim		19	1:51.025	4.321
13		52	<b>Mathias Deleuran-Larsen</b>	Billund		17	1:51.379	4.675
14		30	ADAC Mittelrhein e.V. <b>Nils Kastenholz</b>	Wershofen		18	1:51.468	4.764
15		12	ADAC Nordrhein e.V. Sport-Team <b>Sebastian Krog</b>	Bonn		16	1:51.654	4.950
16		25	ADAC Württemberg e.V. <b>Kenny Leibold</b>	Schlierbach		16	1:51.736	5.032
17		16	MC Obergimpfern/ADAC Nordbaden e.V. <b>Loris Dembski</b>	Obergimpfern		17	1:51.810	5.106
18		6	ADAC e.V. Ressort Motorsport <b>Maximilian Sohnus</b>	Hausham		17	1:52.058	5.354
19		8	ADAC Hessen-Thüringen e.V. <b>Leon Langstädtler</b>	Idstein		17	1:52.410	5.706
20		14	ADAC Hessen-Thüringen e.V./Beinlich Raci <b>Giuseppe Inverso</b>	Bad Vilbel		16	1:52.415	5.711

Timekeeping by : RSTime by SDO / Timeservice.nl

Publication-time

Results and Laptimes : www.superbike-idm.de

Time Printed :

Clerk of the Course  Ralph Bohnhorst	Steward	Timekeeper  Sanne van der Meer - timeservice.nl	 Deutscher Motor Sport Bund e.V.
Page 1 of 2	Results remain provisional pending technical examination and decisions from the stewards of the meeting		

## SUPERBIKE\*IDM - 3. Lauf Oschersleben

### ADAC Junior Cup - Freies Training

14 - 16 June 2013  
Oschersleben - 3667 mtr.


Pos	Cls	Nbr	Entrant Name	Nat. City	Motorcycle Tyres	Laps	Fastest	Diff
21		31	ADAC e.V. Ressort Motorsport <b>Patrick Wasse</b>	Schmitten		17	1:52.875	6.171
22		11	ADAC e.V. Ressort Motorsport <b>Nicolai Kraft</b>	Hockenheim		17	1:53.017	6.313
23		18	ADAC TEAM Nordbayern e.V. <b>Christoph Gebhardt</b>	Neunkirchen		18	1:53.124	6.420
24		3	ADAC Team Südbayern e.V. <b>Matthias Meggle</b>	Reicholzried		17	1:53.186	6.482
25		20	ADAC Nordrhein e.V. Sport-Team <b>Clarissa Miebach</b>	Bergisch Gladbach		16	1:53.414	6.710
26		19	ADAC Sachsen e.V. <b>Tom Günther</b>	Gersdorf		18	1:54.295	7.591
27		1	ADAC Hessen-Thüringen e.V./Beinlich Raci <b>Tim Schmitt</b>	Achaffenburg		14	1:55.990	9.286
28		29	ADAC Sachsen e.V. <b>Tony Glöß</b>	Chemnitz		17	1:56.314	9.610
29		80 G	<b>Jessica Langstädtler</b>	Idstein		11	1:56.647	9.943
30		2	ADAC TEAM Nordbayern e.V. <b>Lucas Geitner</b>	Wernberg		13	1:58.066	11.362
31		33	ADAC TEAM Nordbayern e.V. <b>Daniel Hauck</b>	Veitshöchheim		13	1:58.879	12.175
32		32	ADAC TEAM Nordbayern e.V. <b>Florian Neubauer</b>	Bad Windsheim		6	1:59.541	12.837
33		81 G	<b>Janusch Prokop</b>	Reichenbach		11	2:00.273	13.569
34		24	ADAC Westfalen e.V. <b>Marlon Schroeder</b>	Datteln		6	2:01.784	15.080
35		51	Swiss Racing Sports <b>Colin Rossi</b>	Winterthur		8	2:03.643	16.939
36		9	ADAC Württemberg e.V. <b>Jendrik Sättele</b>	Balingen		12	2:10.082	23.378
37		50	Eggers Meat / Italian Bikestore <b>Lucas-Victor Christiansen</b>	Copenhagen		2		

Timekeeping by : RSTime by SDO / Timeservice.nl

Publication-time

Results and Laptimes : www.superbike-idm.de

Time Printed :

Clerk of the Course  Ralph Bohnhorst	Steward	Timekeeper  Sanne van der Meer - timeservice.nl	 Deutscher Motor Sport Bund e.V.
Page 2 of 2	Results remain provisional pending technical examination and decisions from the stewards of the meeting		

**SUPERBIKE\*IDM - 3. Lauf Oschersleben**

**ADAC Junior Cup - Freies Training**

14 - 16 June 2013

**Laps and Sector Times**

**Oschersleben - 3667 mtr.**

1 Tim Schmitt						Aprilia RS 125						
1	Out	50.323	122.3	39.413	2:25.319	8	42.403		41.316	132.0	33.634	1:57.353
2	47.045	45.437	128.7	35.718	2:08.200	9	42.527	31.2	41.078	133.7	In	2:26.975 P
3	44.619	43.397	131.1	35.382	2:03.398	10	Out		43.089	128.6	34.107	3:06.232
4	43.394	42.966	133.0	37.435	2:03.795	11	42.247		42.035	131.4	33.564	1:57.846
5	43.622	42.241	131.2	34.057	1:59.920	12	42.387		<b>40.847</b>	128.9	<b>32.756</b>	<b>1:55.990</b>
6	43.022	27.1	41.747	In	2:30.460 P	13	<b>41.497</b>	32.7	40.944	134.3	In	2:28.113 P
7	Out	42.016	127.8	33.846	3:03.278	14	Out		41.171	<b>134.7</b>	33.297	3:40.581

2 Lucas Geitner						Aprilia RS 125						
1	Out	53.350	123.7	40.037	2:29.549	8	42.531		42.283	135.8	34.241	1:59.055
2	49.161	48.317	132.2	38.192	2:15.670	9	42.861	36.6	<b>41.634</b>	<b>139.4</b>	In	2:24.226 P
3	46.702	38.8	47.032	In	2:32.440 P	10	Out		43.157	135.5	33.888	3:33.137
4	Out	45.345	134.8	36.172	3:24.636	11	<b>42.260</b>		41.893	137.1	33.913	<b>1:58.066</b>
5	43.777	43.611	136.9	34.972	2:02.360	12	42.809		43.238	124.6	<b>33.597</b>	1:59.644
6	44.142	42.835	135.8	34.292	2:01.269	13	42.943	36.5	42.583	128.0	In	2:25.564 P
7	42.989	42.414	137.2	34.593	1:59.996	14						

3 Matthias Meggle						Aprilia RS 125						
1	Out	49.718	122.6	37.739	2:22.325	10	42.593		41.206	131.1	33.092	1:56.891
2	46.152	47.178	131.7	35.239	2:08.569	11	41.225		40.398	134.3	32.700	1:54.323
3	44.400	43.323	130.6	34.848	2:02.571	12	41.750		40.602	132.5	32.555	1:54.907
4	43.631	42.619	129.0	34.139	2:00.389	13	41.123		40.315	134.0	32.427	1:53.865
5	42.948	41.969	130.1	33.867	1:58.784	14	<b>40.717</b>		39.965	<b>135.8</b>	32.504	<b>1:53.186</b>
6	42.377	41.364	131.2	33.385	1:57.126	15	41.212		40.284	133.5	32.307	1:53.803
7	41.597	40.748	133.3	33.347	1:55.692	16	41.631		<b>39.768</b>	135.0	<b>31.870</b>	1:53.269
8	42.120	50.7	41.209	In	2:15.885 P	17	41.209		40.257	134.5	32.380	1:53.846
9	Out	42.078	130.1	34.672	3:16.164	18						

4 Lukas Tulovic						Aprilia RS 125						
1	Out	41.889	136.7	34.811	2:04.274	7	40.213		37.522	136.9	30.853	1:48.588
2	42.315	39.777	138.8	32.512	1:54.604	8	39.670		37.713	136.7	31.710	1:49.093
3	40.647	38.954	137.6	31.375	1:50.976	9	40.331		37.455	138.3	<b>30.828</b>	1:48.614
4	40.371	38.518	136.5	30.929	1:49.818	10	<b>39.249</b>		<b>37.384</b>	138.6	1:40.522	2:57.155
5	39.848	37.816	<b>139.0</b>	31.035	1:48.699	11	46.544	30.7	42.925	133.5	In	2:32.973 P
6	39.617	37.773	138.8	30.976	<b>1:48.366</b>	12						

5 Arnaud Friedrich						Aprilia RS 125						
1	Out	42.603	135.5	33.656	2:05.644	11	39.612		<b>37.519</b>	138.5	31.274	1:48.405
2	42.523	39.169	136.5	31.729	1:53.421	12	39.619		37.648	137.2	31.419	1:48.686
3	40.391	38.064	136.4	30.991	1:49.446	13	39.529		37.626	139.0	<b>30.683</b>	<b>1:47.838</b>
4	40.452	38.117	136.4	30.971	1:49.540	14	39.660		37.700	138.3	30.967	1:48.327
5	40.145	37.837	137.8	30.953	1:48.935	15	<b>39.519</b>		37.719	137.6	31.856	1:49.094
6	39.692	39.366	137.9	31.419	1:50.477	16	39.582		37.708	137.2	30.757	1:48.047
7	39.639	38.710	<b>139.4</b>	30.805	1:49.154	17	39.560		37.781	137.8	30.773	1:48.114
8	39.638	37.932	137.6	30.777	1:48.347	18	39.550		37.761	138.5	30.893	1:48.204
9	39.768	37.845	137.9	31.775	1:49.388	19	39.931		38.751	138.6	31.011	1:49.693
10	39.547	37.976	138.1	30.725	1:48.248	20						

6 Maximilian Sohnius						Aprilia RS 125						
1	Out	48.374	124.9	39.288	2:18.060	10	41.365		41.553	132.0	32.662	1:55.580
2	45.639	48.729	129.5	35.765	2:10.133	11	41.368	45.5	40.859	131.1	In	2:10.661 P
3	43.713	43.676	128.3	34.179	2:01.568	12	Out		39.669	131.2	32.457	2:49.048
4	42.918	42.025	130.0	34.110	1:59.053	13	41.203		39.377	130.8	<b>32.026</b>	1:52.606

## SUPERBIKE\*IDM - 3. Lauf Oschersleben

### ADAC Junior Cup - Freies Training

14 - 16 June 2013

### Laps and Sector Times

Oschersleben - 3667 mtr.

5	42.836	41.947	132.5	33.117	1:57.900	14	<b>40.690</b>	39.223	131.4	32.145	<b>1:52.058</b>
6	42.074	40.849	129.8	32.874	1:55.797	15	40.973	<b>39.081</b>	130.8	32.026	1:52.080
7	42.115	39.398	<b>133.7</b>	32.532	1:54.045	16	41.582	39.225	130.9	32.051	1:52.858
8	41.666	40.717	131.1	32.933	1:55.316	17	41.331	39.454	130.3	32.162	1:52.947
9	41.440	41.199	130.4	32.535	1:55.174	18					

<b>7</b>	<b>Christopher Kogelbauer</b>					<b>Aprilia RS 125</b>					
1	Out	53.682	125.7	44.619	2:38.998	10	39.940	38.062	136.4	31.178	1:49.180
2	49.706	48.223	129.7	39.406	2:17.335	11	40.066	37.941	137.2	31.414	1:49.421
3	45.163	43.970	131.4	35.232	2:04.365	12	39.763	38.707	<b>139.7</b>	31.385	1:49.855
4	41.814	39.732	136.9	33.253	1:54.799	13	39.873	37.904	138.6	31.294	1:49.071
5	40.730	38.840	135.8	31.984	1:51.554	14	40.685	38.097	136.9	31.317	1:50.099
6	40.422	38.306	136.2	32.206	1:50.934	15	39.658	38.318	138.6	<b>31.145</b>	1:49.121
7	40.174	39.581	138.6	31.850	1:51.605	16	39.865	37.845	137.8	31.244	<b>1:48.954</b>
8	40.419	38.020	137.6	31.615	1:50.054	17	39.778	<b>37.797</b>	139.2	31.428	1:49.003
9	39.908	38.195	137.1	31.481	1:49.584	18	<b>39.653</b>	37.981	139.4	31.332	1:48.966

<b>8</b>	<b>Leon Langstädtler</b>					<b>Aprilia RS 125</b>					
1	Out	46.852	130.4	35.298	2:14.225	10	Out	40.377	133.2	34.998	3:15.814
2	43.559	41.021	132.7	33.124	1:57.704	11	41.474	39.449	135.2	32.320	1:53.243
3	41.753	43.436	134.5	33.610	1:58.799	12	41.070	39.229	<b>135.7</b>	33.923	1:54.222
4	41.422	39.696	134.5	32.585	1:53.703	13	40.989	39.633	135.0	32.320	1:52.942
5	41.503	39.574	134.8	32.246	1:53.323	14	41.850	40.555	130.1	32.059	1:54.464
6	41.267	41.487	135.5	32.745	1:55.499	15	41.266	39.359	134.8	<b>31.785</b>	<b>1:52.410</b>
7	41.833	40.292	133.8	33.071	1:55.196	16	41.881	40.268	130.4	32.697	1:54.846
8	41.375	<b>39.163</b>	135.0	31.931	1:52.469	17	41.597	39.788	134.2	32.519	1:53.904
9	<b>40.898</b>	45.4	39.770	134.8	In	2:11.614	P	18			

<b>9</b>	<b>Jendrik Sättele</b>					<b>Aprilia RS 125</b>							
1	Out	52.395	111.2	39.188	3:52.219	7	47.302	63.2	48.894	107.7	In	2:26.602	P
2	49.774	52.720	119.3	39.459	2:21.953	8	Out	47.908	131.4	<b>36.968</b>	7:47.789	P	
3	48.227	49.185	127.2	39.349	2:16.761	9	47.413	48.113	105.5	37.295	2:12.821		
4	48.697	49.808	111.2	38.687	2:17.192	10	<b>46.316</b>	47.559	129.3	37.770	2:11.645		
5	47.477	48.885	119.6	39.269	2:15.631	11	47.124	46.987	132.4	37.353	2:11.464		
6	47.400	49.291	129.0	38.735	2:15.426	12	46.354	<b>46.372</b>	<b>134.0</b>	37.356	<b>2:10.082</b>		

<b>11</b>	<b>Nicolai Kraft</b>					<b>Aprilia RS 125</b>							
1	Out	51.393	112.1	39.193	2:31.579	10	41.361	<b>39.401</b>	133.8	33.177	1:53.939		
2	48.384	46.422	125.9	37.406	2:12.212	11	<b>41.024</b>	39.534	132.8	32.459	<b>1:53.017</b>		
3	45.166	43.861	128.6	35.450	2:04.477	12	41.695	48.3	39.868	131.9	In	2:13.964	P
4	44.853	42.520	132.0	34.125	2:01.498	13	Out	41.254	127.2	33.234	4:07.080		
5	43.229	41.762	131.7	34.507	1:59.498	14	42.075	39.757	131.7	32.495	1:54.327		
6	42.823	41.269	130.9	33.368	1:57.460	15	41.282	39.894	133.3	<b>32.304</b>	1:53.480		
7	42.687	40.607	132.0	33.012	1:56.306	16	41.276	39.705	132.8	32.388	1:53.369		
8	42.359	41.307	133.2	34.231	1:57.897	17	41.936	39.852	<b>134.0</b>	32.575	1:54.363		
9	43.269	40.535	130.3	32.647	1:56.451	18							

<b>12</b>	<b>Sebastian Krog</b>					<b>Aprilia RS 125</b>						
1	Out	47.698	124.1	38.442	2:19.801	9	41.613	39.773	135.5	32.713	1:54.099	
2	44.957	42.443	129.7	34.153	2:01.553	10	41.330	39.692	135.5	32.382	1:53.404	
3	42.392	40.740	132.5	33.632	1:56.764	11	41.284	39.411	134.8	32.348	1:53.043	
4	42.381	40.432	133.5	33.210	1:56.023	12	41.203	39.292	134.2	32.176	1:52.671	
5	43.237	50.4	41.687	130.8	In	2:14.170	P	13	41.488	39.167	133.8	32.175
6	Out	40.934	131.7	33.886	3:57.424	14	40.932	39.152	135.2	<b>31.895</b>	1:51.979	

## SUPERBIKE\*IDM - 3. Lauf Oschersleben

### ADAC Junior Cup - Freies Training

14 - 16 June 2013

### Laps and Sector Times

Oschersleben - 3667 mtr.

7	42.295	40.162	133.2	33.282	1:55.739	15	40.763	<b>38.971</b>	<b>136.7</b>	31.920	<b>1:51.654</b>
8	41.882	40.120	133.5	33.432	1:55.434	16	<b>40.761</b>	39.100	136.5	32.451	1:52.312

<b>14</b>	<b>Giuseppe Inverso</b>					<b>Aprilia RS 125</b>							
1	Out	46.559	126.0	35.981	2:15.322	9	42.946	39.6	43.628	118.0	In	2:18.355	P
2	43.632	41.028	128.4	32.964	1:57.624	10	Out		39.548	131.7	31.807	4:58.828	
3	43.167	40.255	129.8	33.300	1:56.722	11	<b>40.907</b>		40.835	132.7	32.206	1:53.948	
4	41.727	41.487	132.8	32.469	1:55.683	12	41.372		39.726	132.2	31.899	1:52.997	
5	41.533	40.682	131.4	33.536	1:55.751	13	41.246		39.778	132.2	31.708	1:52.732	
6	42.065	39.737	130.8	32.407	1:54.209	14	41.757		39.365	131.5	31.813	1:52.935	
7	41.896	39.812	131.7	32.125	1:53.833	15	41.387		<b>39.226</b>	132.5	31.902	1:52.515	
8	41.397	39.505	131.5	<b>31.513</b>	<b>1:52.415</b>	16	43.422		39.495	<b>133.3</b>	32.602	1:55.519	

<b>16</b>	<b>Loris Dembski</b>					<b>Aprilia RS 125</b>							
1	Out	45.780	133.0	37.443	2:13.603	10	Out		39.233	136.4	32.413	2:49.907	
2	45.339	43.016	134.8	34.249	2:02.604	11	41.147		39.007	137.2	32.224	1:52.378	
3	43.843	41.757	136.0	33.838	1:59.438	12	40.848		39.323	<b>138.1</b>	32.766	1:52.937	
4	43.009	41.590	135.5	33.577	1:58.176	13	<b>40.675</b>		<b>38.956</b>	137.2	32.179	<b>1:51.810</b>	
5	42.624	40.362	137.6	33.107	1:56.093	14	41.134		39.952	136.9	31.986	1:53.072	
6	42.187	39.999	135.8	32.984	1:55.170	15	41.171		39.173	137.2	<b>31.895</b>	1:52.239	
7	42.278	40.610	136.9	32.935	1:55.823	16	40.871		39.149	137.9	31.931	1:51.951	
8	41.709	40.131	135.5	32.901	1:54.741	17	42.456	62.4	41.459	111.0	In	2:09.724	P
9	43.363	58.7	41.245	106.7	In	18							

<b>17</b>	<b>Marc Zellhöfer</b>					<b>Aprilia RS 125</b>							
1	Out	42.802	131.9	32.841	2:06.008	11	Out		38.324	136.0	31.862	2:33.366	
2	41.423	39.496	134.5	34.787	1:55.706	12	40.521		<b>38.092</b>	136.5	31.351	<b>1:49.964</b>	
3	42.185	39.186	133.3	32.369	1:53.740	13	<b>40.242</b>		38.697	135.3	31.515	1:50.454	
4	40.368	38.675	135.5	31.611	1:50.654	14	40.767		38.439	135.7	32.405	1:51.611	
5	40.999	39.738	134.8	31.541	1:52.278	15	40.536		39.143	135.0	31.875	1:51.554	
6	40.362	38.380	<b>137.9</b>	31.424	1:50.166	16	41.413		38.352	137.8	31.703	1:51.468	
7	40.632	38.319	136.2	32.010	1:50.961	17	40.585		38.398	135.5	31.564	1:50.547	
8	40.679	38.123	135.5	<b>31.283</b>	1:50.085	18	40.338		38.255	137.4	31.555	1:50.148	
9	40.570	38.121	134.3	31.664	1:50.355	19	41.833		38.619	135.3	31.596	1:52.048	
10	40.563	63.5	38.594	135.5	In	20							

<b>18</b>	<b>Christoph Gebhardt</b>					<b>Aprilia RS 125</b>							
1	Out	44.419	128.9	35.293	2:14.758	10	42.249		42.399	134.3	33.022	1:57.670	
2	44.805	46.095	134.2	33.859	2:04.759	11	41.407		42.746	134.5	33.337	1:57.490	
3	43.926	43.009	128.9	33.985	2:00.920	12	42.259		40.487	134.5	32.157	1:54.903	
4	43.192	42.146	134.5	33.977	1:59.315	13	41.349		40.371	134.0	32.461	1:54.181	
5	43.016	41.221	131.9	34.334	1:58.571	14	41.215		40.578	134.2	32.290	1:54.083	
6	42.526	40.937	135.7	32.854	1:56.317	15	41.173		41.024	135.3	32.554	1:54.751	
7	42.033	41.030	134.8	33.485	1:56.548	16	<b>41.031</b>		<b>39.954</b>	<b>136.5</b>	32.139	<b>1:53.124</b>	
8	41.831	40.902	132.5	32.533	1:55.266	17	41.140		40.247	135.0	<b>31.958</b>	1:53.345	
9	42.061	40.979	133.3	32.308	1:55.348	18	41.700		40.700	134.3	35.479	1:57.879	

<b>19</b>	<b>Tom Günther</b>					<b>Aprilia RS 125</b>							
1	Out	46.431	125.4	35.047	2:34.695	10	42.692		40.558	129.7	34.119	1:57.369	
2	44.175	43.438	126.5	35.332	2:02.945	11	41.928		39.747	<b>132.4</b>	32.728	1:54.403	
3	44.546	42.020	127.5	33.687	2:00.253	12	<b>41.473</b>	41.4	40.185	131.5	In	2:15.937	P
4	42.883	40.726	127.7	33.149	1:56.758	13	Out		40.658	129.3	33.071	3:08.450	
5	42.834	40.781	128.4	33.449	1:57.064	14	41.848		40.642	130.0	35.039	1:57.529	
6	42.303	41.885	127.8	33.138	1:57.326	15	42.331		<b>39.741</b>	130.3	32.792	1:54.864	

## SUPERBIKE\*IDM - 3. Lauf Oschersleben

### ADAC Junior Cup - Freies Training

14 - 16 June 2013

### Laps and Sector Times

Oschersleben - 3667 mtr.

7	42.749	40.299	130.4	32.728	1:55.776	16	41.920	39.836	130.4	<b>32.539</b>	<b>1:54.295</b>
8	42.856	41.764	129.7	32.742	1:57.362	17	42.242	40.016	130.9	33.114	1:55.372
9	41.934	40.154	131.1	32.999	1:55.087	18	42.288	40.217	132.2	33.264	1:55.769

<b>20</b>	<b>Clarissa Miebach</b>					<b>Aprilia RS 125</b>							
1	Out	53.194	110.8	43.617	2:34.253	9	42.160	40.884	133.8	32.988	1:56.032		
2	50.132	40.2	46.991	128.1	In	2:37.083	P	10	41.880	41.193	134.0	32.704	1:55.777
3	Out	47.398	130.0	37.612	3:08.391	11	41.886	40.289	134.7	32.660	1:54.835		
4	46.447	44.032	131.4	35.644	2:06.123	12	42.066	40.644	134.5	32.386	1:55.096		
5	44.452	43.061	133.0	34.946	2:02.459	13	41.378	40.240	133.7	32.553	1:54.171		
6	43.810	42.139	134.5	34.581	2:00.530	14	41.375	40.212	133.8	32.463	1:54.050		
7	43.076	41.664	133.2	34.052	1:58.792	15	<b>41.373</b>	<b>39.771</b>	135.5	32.270	<b>1:53.414</b>		
8	43.053	41.126	133.3	34.500	1:58.679	16	42.273	39.784	<b>135.7</b>	<b>31.860</b>	1:53.917		

<b>21</b>	<b>Gabriel Noderer</b>					<b>Aprilia RS 125</b>					
1	Out	45.134	120.5	36.514	2:12.594	10	40.568	38.244	132.2	31.522	1:50.334
2	43.309	40.667	128.3	33.313	1:57.289	11	40.586	39.847	131.7	31.759	1:52.192
3	42.417	40.883	129.7	32.415	1:55.715	12	40.334	38.073	133.0	31.135	<b>1:49.542</b>
4	41.551	41.826	132.0	32.666	1:56.043	13	40.507	38.233	130.1	<b>31.085</b>	1:49.825
5	41.304	39.068	131.5	32.061	1:52.433	14	<b>40.280</b>	38.353	131.1	31.117	1:49.750
6	41.704	40.706	<b>134.3</b>	32.083	1:54.493	15	40.406	38.328	132.0	31.494	1:50.228
7	41.308	38.189	132.7	34.147	1:53.644	16	40.544	38.144	132.0	31.477	1:50.165
8	41.715	40.457	134.0	32.637	1:54.809	17	40.525	37.950	132.5	32.017	1:50.492
9	40.950	40.614	131.2	32.168	1:53.732	18	40.522	<b>37.850</b>	133.5	31.298	1:49.670

<b>22</b>	<b>Hagen Wiedemann</b>					<b>Aprilia RS 125</b>					
1	Out	44.898	125.6	38.230	2:16.040	10	40.576	38.681	131.2	33.028	1:52.285
2	43.605	39.990	132.7	32.616	1:56.211	11	40.988	38.346	130.3	31.103	1:50.437
3	42.736	38.846	129.5	32.213	1:53.795	12	40.566	38.046	131.4	31.069	1:49.681
4	58.466	39.583	128.7	32.326	2:10.375	13	<b>40.345</b>	39.278	133.8	32.102	1:51.725
5	41.555	38.666	130.8	31.725	1:51.946	14	41.228	41.978	<b>134.2</b>	33.090	1:56.296
6	41.146	38.530	131.2	31.365	1:51.041	15	40.447	38.257	130.9	<b>30.931</b>	1:49.635
7	40.758	38.203	131.7	33.121	1:52.082	16	44.043	41.429	127.1	31.887	1:57.359
8	40.372	38.971	<b>134.2</b>	31.655	1:50.998	17	40.385	<b>37.951</b>	132.2	31.118	<b>1:49.454</b>
9	40.619	38.475	132.4	32.344	1:51.438	18	40.989	38.891	133.8	31.104	1:50.984

<b>23</b>	<b>Nico Tietze</b>					<b>Aprilia RS 125</b>							
1	Out	43.396	125.7	35.344	2:10.012	10	39.863	37.898	136.2	32.067	1:49.828		
2	42.867	41.984	135.8	33.298	1:58.149	11	40.249	38.675	134.5	32.215	1:51.139		
3	43.374	40.122	134.8	32.269	1:55.765	12	39.844	37.906	135.5	31.659	1:49.409		
4	40.877	39.474	135.5	33.762	1:54.113	13	39.896	38.198	136.4	31.210	1:49.304		
5	41.775	50.5	38.567	134.8	In	2:04.422	P	14	39.746	37.730	135.2	31.345	1:48.821
6	Out	39.391	135.0	32.566	2:57.847	15	39.722	37.868	135.7	31.381	1:48.971		
7	41.218	38.601	134.5	31.604	1:51.423	16	39.686	37.998	<b>136.5</b>	31.553	1:49.237		
8	40.167	38.222	134.8	31.595	1:49.984	17	<b>39.560</b>	37.705	136.0	<b>31.158</b>	<b>1:48.423</b>		
9	39.954	38.184	135.0	31.388	1:49.526	18	39.833	<b>37.690</b>	136.2	31.892	1:49.415		

<b>24</b>	<b>Marlon Schroeder</b>					<b>Aprilia RS 125</b>							
1	Out	53.520	120.3	41.078	2:31.138	4	46.059	50.1	46.083	116.8	In	2:22.707	P
2	49.120	45.437	<b>125.9</b>	39.055	2:13.612	5	Out	43.364	123.9	35.841	4:14.674		
3	50.615	48.141	67.7	35.767	2:14.523	6	<b>45.199</b>	<b>42.462</b>	122.0	<b>34.123</b>	<b>2:01.784</b>		

## SUPERBIKE\*IDM - 3. Lauf Oschersleben

### ADAC Junior Cup - Freies Training

14 - 16 June 2013

### Laps and Sector Times

Oschersleben - 3667 mtr.

25 Kenny Leibold					Aprilia RS 125								
1	Out	44.446	130.1	34.973	2:10.904	9	<b>40.381</b>	39.580	135.5	32.524	1:52.485		
2	44.192	40.978	125.9	35.490	2:00.660	10	40.660	39.726	134.5	<b>31.638</b>	1:52.024		
3	42.945	41.101	130.8	32.635	1:56.681	11	40.499	39.250	134.8	33.815	1:53.564		
4	41.922	71.4	39.748	130.3	In	2:09.110	P	12	53.858	43.388	54.7	33.922	2:11.168
5	Out	40.112	131.4	32.448	4:15.527	13	43.251	50.9	39.389	129.3	In	2:10.042	P
6	41.613	39.569	132.5	32.489	1:53.671	14	Out	39.961	130.0	31.931	3:04.476		
7	41.023	39.127	134.0	31.717	1:51.867	15	40.853	<b>38.999</b>	134.7	31.884	<b>1:51.736</b>		
8	40.826	39.444	<b>136.4</b>	31.956	1:52.226	16	40.512	39.999	136.2	31.662	1:52.173		

26 Toni Thurmayer					Aprilia RS 125								
1	Out	44.870	126.0	34.702	2:10.532	10	42.985	39.803	123.6	32.315	1:55.103		
2	43.617	41.246	133.0	33.308	1:58.171	11	41.162	46.8	39.234	131.1	In	2:12.191	P
3	42.251	40.333	133.5	32.598	1:55.182	12	Out	39.515	129.0	31.718	3:58.398		
4	42.141	39.760	133.0	32.202	1:54.103	13	40.802	38.811	<b>135.0</b>	31.425	1:51.038		
5	41.957	39.372	133.5	32.134	1:53.463	14	40.901	<b>38.257</b>	<b>135.0</b>	32.722	1:51.880		
6	41.716	40.087	133.2	32.012	1:53.815	15	42.698	38.636	130.6	<b>31.381</b>	1:52.715		
7	41.404	39.238	134.8	32.133	1:52.775	16	<b>40.777</b>	38.424	134.3	31.403	<b>1:50.604</b>		
8	41.494	40.128	133.3	32.009	1:53.631	17	41.514	38.272	133.7	31.878	1:51.664		
9	44.319	40.006	126.2	32.447	1:56.772	18							

27 Jan Schmidt					Aprilia RS 125						
1	Out	43.301	127.5	36.655	2:13.744	6	40.156	38.345	133.7	32.644	1:51.145
2	43.454	40.263	133.8	32.594	1:56.311	7	40.232	38.328	135.5	31.871	1:50.431
3	41.384	38.850	134.3	31.792	1:52.026	8	<b>39.967</b>	40.410	<b>137.8</b>	31.460	1:51.837
4	40.441	40.675	136.4	32.484	1:53.600	9	40.022	38.180	135.7	<b>31.456</b>	<b>1:49.658</b>
5	40.440	38.273	135.3	31.516	1:50.229	10					

28 Ricarda Neubauer					Aprilia RS 125						
1	Out	47.348	130.8	37.932	2:17.886	11	41.297	39.290	134.2	32.218	1:52.805
2	46.090	42.301	132.4	34.960	2:03.351	12	41.211	38.949	133.2	32.013	1:52.173
3	43.726	40.757	132.7	33.623	1:58.106	13	40.860	39.254	134.3	32.049	1:52.163
4	42.262	39.542	134.2	33.017	1:54.821	14	41.107	38.976	134.0	31.826	1:51.909
5	41.944	39.763	133.3	32.871	1:54.578	15	40.698	38.880	133.5	32.018	1:51.596
6	41.588	39.248	133.3	32.468	1:53.304	16	40.847	39.092	135.0	32.097	1:52.036
7	41.750	39.638	133.7	32.970	1:54.358	17	<b>40.448</b>	<b>38.854</b>	<b>136.0</b>	<b>31.723</b>	<b>1:51.025</b>
8	40.660	40.891	134.8	32.668	1:54.219	18	40.896	39.112	135.0	32.130	1:52.138
9	41.112	39.264	135.3	32.663	1:53.039	19	41.638	38.948	135.2	31.930	1:52.516
10	41.371	39.045	134.2	32.846	1:53.262	20					

29 Tony Glöß					Aprilia RS 125						
1	Out	47.278	122.2	37.832	2:19.870	10	42.928	40.834	129.7	34.009	1:57.771
2	46.699	44.041	122.4	35.825	2:06.565	11	42.690	41.696	128.6	33.303	1:57.689
3	46.815	42.999	128.4	34.986	2:04.800	12	42.283	40.939	129.2	33.137	1:56.359
4	44.339	42.972	127.4	34.202	2:01.513	13	43.079	43.367	128.9	33.632	2:00.078
5	43.760	42.401	126.3	33.798	1:59.959	14	42.532	40.766	129.2	35.443	1:58.741
6	45.487	42.114	126.3	34.489	2:02.090	15	42.333	40.716	129.8	33.311	1:56.360
7	43.556	41.984	128.3	33.952	1:59.492	16	42.712	<b>40.587</b>	129.8	33.303	1:56.602
8	43.030	41.089	127.5	33.620	1:57.739	17	<b>42.239</b>	41.057	<b>130.9</b>	<b>33.018</b>	<b>1:56.314</b>
9	42.744	40.984	127.7	33.512	1:57.240	18					

30 Nils Kastenholz					Aprilia RS 125						
1	Out	52.662	112.9	41.327	2:31.815	10	40.890	39.155	134.2	31.993	1:52.038
2	48.010	46.351	126.8	36.859	2:11.220	11	40.832	39.037	134.3	31.887	1:51.756



## SUPERBIKE\*IDM - 3. Lauf Oschersleben

### ADAC Junior Cup - Freies Training

14 - 16 June 2013

### Laps and Sector Times

Oschersleben - 3667 mtr.

3	44.980	42.948	130.0	35.349	2:03.277	12	40.827	39.637	<b>136.0</b>	32.062	1:52.526
4	42.937	41.459	132.0	33.833	1:58.229	13	<b>40.672</b>	<b>38.988</b>	135.2	31.808	<b>1:51.468</b>
5	42.079	40.370	133.3	32.763	1:55.212	14	40.747	40.405	134.3	33.661	1:54.813
6	41.820	39.863	134.3	32.352	1:54.035	15	41.413	39.480	132.5	32.023	1:52.916
7	41.235	39.698	134.2	32.668	1:53.601	16	41.014	39.744	132.8	33.676	1:54.434
8	41.205	39.510	134.3	32.122	1:52.837	17	43.953	39.326	135.0	32.605	1:55.884
9	41.534	39.643	132.8	32.052	1:53.229	18	40.877	38.990	134.8	<b>31.657</b>	1:51.524

31 Patrick Wasse						Aprilia RS 125							
1	Out	42.272	126.8	33.990	2:08.029	10	41.492	48.6	41.417	129.7	In	2:08.709	P
2	43.407	40.936	131.4	33.010	1:57.353	11	Out		39.990	130.1	32.104	5:46.019	
3	42.116	39.645	128.6	32.172	1:53.933	12	41.631		39.598	130.3	32.016	1:53.245	
4	42.025	40.957	129.2	33.103	1:56.085	13	41.478		39.819	127.2	32.060	1:53.357	
5	41.783	40.754	131.2	32.044	1:54.581	14	41.493		39.820	129.8	32.338	1:53.651	
6	41.470	39.563	129.3	<b>31.932</b>	1:52.965	15	41.630		39.633	130.9	32.305	1:53.568	
7	41.380	<b>39.453</b>	129.7	32.042	<b>1:52.875</b>	16	42.246		41.388	116.3	32.628	1:56.262	
8	<b>41.098</b>	41.108	131.2	31.943	1:54.149	17	42.479		39.901	130.3	32.540	1:54.920	
9	41.266	39.691	128.6	32.132	1:53.089	18							

32 Florian Neubauer						Aprilia RS 125							
1	Out	46.545	123.9	36.397	2:17.552	4	<b>43.590</b>		41.540	<b>132.2</b>	34.411	<b>1:59.541</b>	
2	45.265	42.757	128.0	34.399	2:02.421	5	50.505	41.7	46.455	121.5	In	2:31.845	P
3	45.378	41.885	117.9	<b>33.751</b>	2:01.014	6	Out	46.5	<b>40.949</b>	130.6	In	4:26.100	P

33 Daniel Hauck						Aprilia RS 125							
1	Out	48.648	122.6	38.401	2:17.271	8	43.368		42.356	130.0	34.257	1:59.981	
2	46.497	46.246	125.0	36.549	2:09.292	9	43.226	47.0	42.273	127.8	In	2:24.885	P
3	44.881	44.715	122.2	35.548	2:05.144	10	Out		43.172	119.9	34.927	8:40.194	
4	43.985	43.972	128.7	37.907	2:05.864	11	43.563		<b>41.127</b>	129.5	34.189	<b>1:58.879</b>	
5	44.109	42.415	129.2	34.352	2:00.876	12	43.558		41.972	129.5	<b>34.038</b>	1:59.568	
6	43.176	42.537	130.0	35.533	2:01.246	13	<b>43.095</b>	42.0	41.906	<b>130.4</b>	In	2:15.125	P
7	43.287	43.381	129.7	34.703	2:01.371	14							

50 Lucas-Victor Christiansen						Aprilia RS 125							
1	Out	51.507	117.3	<b>44.349</b>	2:27.312	2	<b>50.528</b>	43.6	<b>46.165</b>	<b>117.6</b>	In	2:37.767	P

51 Colin Rossi						Aprilia RS 125									
1	Out	50.8	54.049	109.9	In	3:18.779	P	5	46.744		45.986	128.0	38.024	2:10.754	
2	Out		51.103	119.7	42.113	16:58.134		6	46.350	62.4	44.709	127.7	In	2:19.706	P
3	49.053		48.022	126.0	40.076	2:17.151		7	Out		44.717	130.4	36.619	3:45.995	
4	46.963		45.722	128.6	38.619	2:11.304		8	<b>45.148</b>		<b>42.564</b>	<b>131.7</b>	<b>35.931</b>	<b>2:03.643</b>	

52 Mathias Deleuran-Larsen						Aprilia RS 125									
1	Out		47.787	129.3	37.359	2:21.523		10	40.589		39.656	135.3	34.154	1:54.399	
2	46.348		43.298	132.4	34.633	2:04.279		11	41.260		39.711	134.0	32.027	1:52.998	
3	43.032		42.160	132.8	33.476	1:58.668		12	40.967		39.455	<b>135.5</b>	31.755	1:52.177	
4	41.828		41.726	132.8	33.488	1:57.042		13	40.691		39.361	<b>135.5</b>	32.361	1:52.413	
5	42.184		41.097	133.7	33.238	1:56.519		14	41.231		39.118	131.9	32.270	1:52.619	
6	41.498		40.810	133.2	32.883	1:55.191		15	<b>40.252</b>		39.379	133.0	32.876	1:52.507	
7	41.594		41.218	133.2	33.208	1:56.020		16	41.236		39.628	134.8	32.206	1:53.070	
8	41.407		40.201	132.5	32.332	1:53.940		17			<b>38.956</b>	135.2	<b>31.521</b>	<b>1:51.379</b>	
9	41.803		39.823	133.0	32.365	1:53.991		18							

**SUPERBIKE\*IDM - 3. Lauf Oschersleben**

**ADAC Junior Cup - Freies Training**

14 - 16 June 2013

**Laps and Sector Times**

**Oschersleben - 3667 mtr.**

53 Michaël Verbrugghe						Aprilia RS 125					
1	Out	49.654	128.1	39.256	2:23.320	10	40.719	38.940	134.3	33.129	1:52.788
2	45.644	44.406	130.0	35.894	2:05.944	11	40.960	39.196	133.2	32.214	1:52.370
3	43.917	43.120	131.5	34.342	2:01.379	12	41.037	38.936	133.7	32.280	1:52.253
4	41.934	40.308	134.0	33.369	1:55.611	13	40.867	<b>38.565</b>	<b>136.5</b>	31.840	1:51.272
5	41.594	40.005	132.7	33.166	1:54.765	14	40.674	39.101	134.2	31.881	1:51.656
6	41.702	39.464	133.5	32.737	1:53.903	15	<b>40.403</b>	39.186	135.5	31.685	1:51.274
7	40.668	38.745	136.4	32.181	1:51.594	16	40.762	38.717	135.0	<b>31.487</b>	<b>1:50.966</b>
8	41.114	39.164	132.8	33.059	1:53.337	17	40.632	38.956	134.3	31.808	1:51.396
9	40.952	39.062	133.5	32.118	1:52.132	18	41.385	38.934	134.7	31.816	1:52.135

54 Stéphane Frossard						Aprilia RS 125					
1	43.344	40.494	134.2	32.934	1:56.772	11	40.166	37.702	136.2	30.849	1:48.717
2	41.480	38.851	136.0	31.878	1:52.209	12	39.669	37.743	<b>140.1</b>	30.508	1:47.920
3	40.569	39.127	136.5	31.807	1:51.503	13	39.453	38.186	137.1	30.817	1:48.456
4	40.829	37.956	136.4	30.960	1:49.745	14	39.297	37.922	138.6	31.051	1:48.270
5	39.859	39.040	137.8	31.426	1:50.325	15	39.676	37.931	132.8	30.651	1:48.258
6	39.801	37.852	137.6	31.060	1:48.713	16	39.513	37.437	138.3	30.940	1:47.890
7	39.670	38.183	137.4	31.415	1:49.268	17	39.269	<b>37.222</b>	139.2	<b>30.485</b>	1:46.976
8	39.344	37.805	138.3	30.940	1:48.089	18	<b>38.879</b>	37.253	139.4	30.572	<b>1:46.704</b>
9	41.002	38.480	126.3	30.573	1:50.055	19	40.023	37.392	138.5	30.706	1:48.121
10	39.448	38.486	138.8	31.108	1:49.042	20					

80 Jessica Langstädtler						Aprilia RS 125					
1	Out	47.655	114.3	40.447	2:21.026	7	42.553	41.234	134.7	<b>32.860</b>	<b>1:56.647</b>
2	47.876	42.529	130.0	34.699	2:05.104	8	<b>41.774</b>	<b>41.134</b>	134.3	33.747	1:56.655
3	43.923	42.152	128.7	33.531	1:59.606	9	45.262	45.457	117.4	33.914	2:04.633
4	43.292	42.147	136.2	33.784	1:59.223	10	43.091	42.834	127.5	In	2:18.715 p
5	43.047	43.464	<b>137.6</b>	33.527	2:00.038	11	Out	42.769	130.1	33.760	3:08.793
6	42.662	42.690	130.4	33.287	1:58.639	12					

81 Janusch Prokop						Aprilia RS 125						
1	Out	52.079	119.9	41.946	2:28.079	7	44.026	42.985	123.6	34.714	2:01.725	
2	48.324	45.475	125.7	37.574	2:11.373	8	44.143	41.837	123.0	34.594	2:00.574	
3	45.291	44.002	122.7	35.286	2:04.579	9	44.461	<b>41.812</b>	125.0	34.736	2:01.009	
4	44.897	43.373	125.7	35.468	2:03.738	10	43.304	42.120	125.4	35.286	2:00.710	
5	44.703	42.746	121.8	34.959	2:02.408	11	<b>43.190</b>	32.2	43.065	125.4	In	2:30.196 p
6	43.583	42.207	<b>127.8</b>	<b>34.483</b>	<b>2:00.273</b>	12						

**SUPERBIKE\*IDM - 3. Lauf Oschersleben**

**ADAC Junior Cup - Freies Training**  
Laptimes

14 - 16 June 2013  
Oschersleben - 3667 mtr.

Pos	Nbr	Name / Team name	Gap	1	2	3	4	5	6	7	8	9	10	11	12	13	14	15	16	17	18	19	20
1	54	Stéphane Frossard		1:56.772	1:52.209	1:51.503	1:49.745	1:50.325	1:48.713	1:49.268	1:48.089	1:50.055	1:49.042	1:48.717	1:47.920	1:48.456	1:48.270	1:48.258	1:47.890	1:46.976	1:46.704	1:48.121	
2	5	Arnaud Friedrich	1.134	2:05.644	1:53.421	1:49.446	1:49.540	1:48.935	1:50.477	1:49.154	1:48.347	1:49.388	1:48.248	1:48.405	1:48.686	1:47.838	1:48.327	1:49.094	1:48.047	1:48.114	1:48.204	1:49.693	
3	4	Lukas Tulovic	1.662	2:04.274	1:54.604	1:50.976	1:49.818	1:48.699	1:48.366	1:48.588	1:49.093	1:48.614	2:57.155	2:32.973									
4	23	Nico Tietze	1.719	2:10.012	1:58.149	1:55.765	1:54.113	2:04.422	2:57.847	1:51.423	1:49.984	1:49.526	1:49.828	1:51.139	1:49.409	1:49.304	1:48.821	1:48.971	1:49.237	1:48.423	1:49.415		
5	7	Christopher Kogelbauer	2.250	2:38.998	2:17.335	2:04.365	1:54.799	1:51.554	1:50.934	1:51.605	1:50.054	1:49.584	1:49.180	1:49.421	1:49.855	1:49.071	1:50.099	1:49.121	1:48.954	1:49.003	1:48.966		
6	22	Hagen Wiedemann	2.750	2:16.040	1:56.211	1:53.795	2:10.375	1:51.946	1:51.041	1:52.082	1:50.998	1:51.438	1:52.285	1:50.437	1:49.681	1:51.725	1:56.296	1:49.635	1:57.359	1:49.454	1:50.984		
7	21	Gabriel Noderer	2.838	2:12.594	1:57.289	1:55.715	1:56.043	1:52.433	1:54.493	1:53.644	1:54.809	1:53.732	1:50.334	1:52.192	1:49.542	1:49.825	1:49.750	1:50.228	1:50.165	1:50.492	1:50.670		
8	27	Jan Schmidt	2.954	2:13.744	1:56.311	1:52.026	1:53.600	1:50.229	1:51.145	1:50.431	1:51.837	1:49.658											
9	17	Marc Zellhöfer	3.260	2:06.008	1:55.706	1:53.740	1:50.654	1:52.278	1:50.166	1:50.961	1:50.085	1:50.355	2:02.118	2:33.366	1:49.964	1:50.454	1:51.611	1:51.554	1:51.468	1:50.547	1:50.148	1:52.048	
10	26	Toni Thurmayer	3.900	2:10.532	1:58.171	1:55.182	1:54.103	1:53.463	1:53.815	1:52.775	1:53.631	1:56.772	1:55.103	2:12.191	3:56.398	1:51.038	1:51.880	1:52.715	1:50.604	1:51.664			
11	53	Michael Verbrugge	4.262	2:23.320	2:05.944	2:01.379	1:55.611	1:54.765	1:53.903	1:51.594	1:53.337	1:52.132	1:52.788	1:52.370	1:52.253	1:51.272	1:51.656	1:51.274	1:50.966	1:51.396	1:52.135		
12	28	Ricarda Neubauer	4.321	2:17.886	2:03.351	1:58.106	1:54.821	1:54.578	1:53.304	1:54.358	1:54.219	1:53.039	1:53.262	1:52.805	1:52.173	1:52.163	1:51.909	1:51.596	1:52.036	1:51.025	1:52.138	1:52.516	
13	52	Mathias Deleuran-Larsen	4.675	2:21.523	2:04.279	1:58.668	1:57.042	1:56.519	1:55.191	1:56.020	1:53.940	1:53.991	1:54.399	1:52.998	1:52.177	1:52.413	1:52.619	1:52.507	1:53.070	1:51.379			
14	30	Nils Kastenholz	4.764	2:31.815	2:11.220	2:03.277	1:58.229	1:55.212	1:54.035	1:53.601	1:52.837	1:53.229	1:52.038	1:51.756	1:52.526	1:51.468	1:54.813	1:52.916	1:54.434	1:55.864	1:51.524		
15	12	Sebastian Krog	4.950	2:19.801	2:01.553	1:56.764	1:56.023	2:14.170	3:57.424	1:55.739	1:55.434	1:54.099	1:53.404	1:53.043	1:52.671	1:52.830	1:51.979	1:51.654	1:52.312				
16	25	Kenny Leibold	5.032	2:10.904	2:00.660	1:56.681	2:09.110	4:15.527	1:53.671	1:51.867	1:52.226	1:52.485	1:52.024	1:53.564	2:11.168	2:10.042	3:04.476	1:51.736	1:52.173				
17	16	Loris Dembski	5.106	2:13.603	2:02.604	1:59.438	1:58.176	1:56.093	1:55.170	1:55.823	1:54.741	2:11.079	2:49.907	1:52.378	1:52.937	1:51.810	1:53.072	1:52.239	1:51.951	2:09.724			
18	6	Maximilian Sohnius	5.354	2:18.060	2:10.133	2:01.568	1:59.053	1:57.900	1:55.797	1:54.045	1:55.316	1:55.174	1:55.580	2:10.661	2:49.048	1:52.606	1:52.068	1:52.080	1:52.858	1:52.947			
19	8	Leon Langstädtler	5.706	2:14.225	1:57.704	1:58.799	1:53.703	1:53.323	1:55.499	1:55.196	1:52.469	2:11.614	3:15.814	1:53.243	1:54.222	1:52.942	1:54.464	1:52.410	1:54.846	1:53.904			
20	14	Giuseppe Inverso	5.711	2:15.322	1:57.624	1:56.722	1:55.683	1:55.751	1:54.209	1:53.833	1:52.415	2:18.355	4:58.828	1:53.948	1:52.997	1:52.732	1:52.935	1:52.515	1:55.519				
21	31	Patrick Wasse	6.171	2:08.029	1:57.353	1:53.933	1:56.085	1:54.581	1:52.965	1:52.875	1:54.149	1:53.089	2:08.709	5:46.019	1:53.245	1:53.357	1:53.651	1:53.568	1:56.262	1:54.920			
22	11	Nicolai Kraft	6.313	2:31.579	2:12.212	2:04.477	2:01.498	1:59.498	1:57.460	1:56.306	1:57.897	1:56.451	1:53.939	1:53.017	2:13.964	4:07.080	1:54.327	1:53.480	1:53.369	1:54.363			
23	18	Christoph Gebhardt	6.420	2:14.756	2:04.759	2:00.920	1:59.315	1:58.571	1:56.317	1:56.548	1:55.266	1:55.348	1:57.670	1:57.490	1:54.903	1:54.181	1:54.083	1:54.751	1:53.124	1:53.345	1:57.879		
24	3	Matthias Meggle	6.482	2:22.325	2:08.569	2:02.571	2:00.389	1:58.784	1:57.126	1:55.692	2:15.885	3:16.164	1:56.891	1:54.323	1:54.907	1:53.865	1:53.186	1:53.803	1:53.269	1:53.846			



## SUPERBIKE\*IDM - 3. Lauf Oschersleben

### ADAC Junior Cup - Freies Training Laptimes

14 - 16 June 2013  
Oschersleben - 3667 mtr.

25	20	Clarissa Miebach	6.710	2:34.253	2:37.083	3:08.391	2:06.123	2:02.459	2:00.530	1:58.792	1:58.679	1:56.032	1:55.777	1:54.835	1:55.096	1:54.171	1:54.050	1:53.414	1:53.917			
26	19	Tom Günther	7.591	2:34.695	2:02.945	2:00.253	1:56.758	1:57.064	1:57.326	1:55.776	1:57.362	1:55.087	1:57.369	1:54.403	2:15.937	3:08.450	1:57.529	1:54.864	1:54.295	1:55.372	1:55.769	
27	1	Tim Schmitt	9.286	2:25.319	2:08.200	2:03.398	2:03.795	1:59.920	2:30.460	3:03.278	1:57.353	2:26.975	3:06.232	1:57.846	1:55.990	2:28.113	3:40.581					
28	29	Tony Glöß	9.610	2:19.870	2:06.565	2:04.800	2:01.513	1:59.959	2:02.090	1:59.492	1:57.739	1:57.240	1:57.771	1:57.689	1:56.359	2:00.078	1:58.741	1:56.360	1:56.602	1:56.314		
29	80	Jessica Langstädtler	9.943	2:21.026	2:05.104	1:59.606	1:59.223	2:00.038	1:58.639	1:56.647	1:56.655	2:04.633	2:18.715	3:08.793								
30	2	Lucas Geißner	11.362	2:29.549	2:15.670	2:32.440	3:24.636	2:02.360	2:01.269	1:59.996	1:59.055	2:24.226	3:33.137	1:58.066	1:59.644	2:25.564						
31	33	Daniel Hauck	12.175	2:17.271	2:09.292	2:05.144	2:05.864	2:00.876	2:01.246	2:01.371	1:59.981	2:24.885	8:40.194	1:58.879	1:59.568	2:15.125						
32	32	Florian Neubauer	12.837	2:17.552	2:02.421	2:01.014	1:59.541	2:31.845	4:26.100													
33	81	Janusch Prokop	13.569	2:28.079	2:11.373	2:04.579	2:03.738	2:02.408	2:00.273	2:01.725	2:00.574	2:01.009	2:00.710	2:30.196								
34	24	Marlon Schroeder	15.080	2:31.138	2:13.612	2:14.523	2:22.707	4:14.674	2:01.784													
35	51	Colin Rossi	16.939	3:18.779	16:58.134	2:17.151	2:11.304	2:10.754	2:19.706	3:45.995	2:03.643											
36	9	Jendrik Sättele	23.378	3:52.219	2:21.953	2:16.761	2:17.192	2:15.631	2:15.426	2:26.602	7:47.789	2:12.821	2:11.645	2:11.464	2:10.082							
37	50	Lucas-Victor Christiansen		2:27.312	2:37.767																	



## SUPERBIKE\*IDM - 3. Lauf Oschersleben

### ADAC Junior Cup - Freies Training Sector analyse

14 - 16 June 2013  
Oschersleben - 3667 mtr.

Pos	Nbr	Name / Team name	Sector 1			Sector 2			Sector 3			Theoretical best	Actual best	In
			time	Lap	pos	time	Lap	pos	time	Lap	pos			
1	54	Stéphane Frossard (SUI)	38.879	18	1	37.222	17	1	30.485	17	1	1:46.586	<b>1:46.704</b>	<b>18</b>
2	5	Arnaud Friedrich (GER)	39.519	15	3	37.519	11	3	30.683	13	2	1:47.721	<b>1:47.838</b>	<b>13</b>
3	4	Lukas Tulovic (GER)	39.249	10	2	37.384	10	2	30.828	9	3	1:47.461	<b>1:48.366</b>	<b>6</b>
4	23	Nico Tietze (GER)	39.560	17	4	37.690	18	4	31.158	17	7	1:48.408	<b>1:48.423</b>	<b>17</b>
5	7	Christopher Kogelbauer (GER)	39.653	18	5	37.797	17	5	31.145	15	6	1:48.595	<b>1:48.954</b>	<b>16</b>
6	22	Hagen Wiedemann (GER)	40.345	13	10	37.951	17	7	30.931	15	4	1:49.227	<b>1:49.454</b>	<b>17</b>
7	21	Gabriel Noderer (GER)	40.280	14	9	37.850	18	6	31.085	13	5	1:49.215	<b>1:49.542</b>	<b>12</b>
8	27	Jan Schmidt (GER)	39.967	8	6	38.066	10	8	31.456	9	10	1:49.489	<b>1:49.658</b>	<b>9</b>
9	17	Marc Zellhöfer (GER)	40.242	13	7	38.092	12	9	31.283	8	8	1:49.617	<b>1:49.964</b>	<b>12</b>
10	26	Toni Thurmayer (GER)	40.777	16	19	38.257	14	10	31.381	15	9	1:50.415	<b>1:50.604</b>	<b>16</b>
11	53	Michaël Verbrugge (BEL)	40.403	15	12	38.565	13	11	31.487	16	11	1:50.455	<b>1:50.966</b>	<b>16</b>
12	28	Ricarda Neubauer (GER)	40.448	17	13	38.854	17	12	31.723	17	16	1:51.025	<b>1:51.025</b>	<b>17</b>
13	52	Mathias Deleuran-Larsen (DEN)	40.252	15	8	38.956	17	13	31.521	17	13	1:50.729	<b>1:51.379</b>	<b>17</b>
14	30	Nils Kastenholz (GER)	40.672	13	14	38.988	13	16	31.657	18	15	1:51.317	<b>1:51.468</b>	<b>13</b>
15	12	Sebastian Krog (GER)	40.761	16	18	38.971	15	15	31.895	14	21	1:51.627	<b>1:51.654</b>	<b>15</b>
16	25	Kenny Leibold (GER)	40.381	9	11	38.999	15	17	31.638	10	14	1:51.018	<b>1:51.736</b>	<b>15</b>
17	16	Loris Dembski (GER)	40.675	13	15	38.956	13	14	31.895	15	20	1:51.526	<b>1:51.810</b>	<b>13</b>
18	6	Maximilian Sohnius (GER)	40.690	14	16	39.081	15	18	32.026	13	24	1:51.797	<b>1:52.058</b>	<b>14</b>
19	8	Leon Langstädtler (GER)	40.898	9	20	39.163	8	19	31.785	15	17	1:51.846	<b>1:52.410</b>	<b>15</b>
20	14	Giuseppe Inverso (GER)	40.907	11	21	39.226	15	20	31.513	8	12	1:51.646	<b>1:52.415</b>	<b>8</b>
21	31	Patrick Wasse (GER)	41.098	8	24	39.453	7	22	31.932	6	22	1:52.483	<b>1:52.875</b>	<b>7</b>
22	11	Nicolai Kraft (GER)	41.024	11	22	39.401	10	21	32.304	15	25	1:52.729	<b>1:53.017</b>	<b>11</b>
23	18	Christoph Gebhardt (GER)	41.031	16	23	39.954	16	26	31.958	17	23	1:52.943	<b>1:53.124</b>	<b>16</b>
24	3	Matthias Meggle (GER)	40.717	14	17	39.768	16	24	31.870	16	19	1:52.355	<b>1:53.186</b>	<b>14</b>
25	20	Clarissa Miebach (GER)	41.373	15	25	39.771	15	25	31.860	16	18	1:53.004	<b>1:53.414</b>	<b>15</b>
26	19	Tom Günther (GER)	41.473	12	26	39.741	15	23	32.539	16	26	1:53.753	<b>1:54.295</b>	<b>16</b>
27	1	Tim Schmitt (GER)	41.497	13	27	40.847	12	28	32.756	12	27	1:55.100	<b>1:55.990</b>	<b>12</b>
28	29	Tony Glöß (GER)	42.239	17	29	40.587	16	27	33.018	17	29	1:55.844	<b>1:56.314</b>	<b>17</b>
29	80	Jessica Langstädtler (GER)	41.774	8	28	41.134	8	31	32.860	7	28	1:55.768	<b>1:56.647</b>	<b>7</b>
30	2	Lucas Geitner (GER)	42.260	11	30	41.634	9	32	33.597	12	30	1:57.491	<b>1:58.066</b>	<b>11</b>
31	33	Daniel Hauck (GER)	43.095	13	31	41.127	11	30	34.038	12	32	1:58.260	<b>1:58.879</b>	<b>11</b>
32	32	Florian Neubauer (GER)	43.590	4	33	40.949	6	29	33.751	3	31	1:58.290	<b>1:59.541</b>	<b>4</b>
33	81	Janusch Prokop (GER)	43.190	11	32	41.812	9	33	34.483	6	34	1:59.485	<b>2:00.273</b>	<b>6</b>
34	24	Marlon Schroeder (GER)	45.199	6	35	42.462	6	34	34.123	6	33	2:01.784	<b>2:01.784</b>	<b>6</b>
35	51	Colin Rossi (SUI)	45.148	8	34	42.564	8	35	35.931	8	35	2:03.643	<b>2:03.643</b>	<b>8</b>
36	9	Jendrik Sättele (GER)	46.316	10	36	46.372	12	37	36.968	8	36	2:09.656	<b>2:10.082</b>	<b>12</b>
37	50	Lucas-Victor Christiansen (DEN)	50.528	2	37	46.165	2	36	44.349	1	37	2:21.042		<b>0</b>

## SUPERBIKE\*IDM - 3. Lauf Oschersleben

### ADAC Junior Cup - Qualifying 1

14 - 16 June 2013  
Oschersleben - 3667 mtr.


Pos	Cls	Nbr	Entrant Name	Nat. City	Motorcycle Tyres	Laps	Fastest	Diff
1		54	Stef Racing Team <b>Stéphane Frossard</b>	Courgenay	Aprilia RS 125	14	1:46.971	
2		10	ADAC Racing Team AMC Sachsenring e.V. <b>Christian Stange</b>	Heidenau	Aprilia RS 125	13	1:47.128	0.157
3		17	ADAC TEAM Nordbayern e.V. <b>Marc Zellhöfer</b>	Fürth	Aprilia RS 125	13	1:47.671	0.700
4		21	ADAC TEAM Nordbayern e.V. <b>Gabriel Noderer</b>	Thalmässing	Aprilia RS 125	14	1:47.782	0.811
5		5	ADAC Sachsen e.V./PZ Motorsport <b>Arnaud Friedrich</b>	Limbach-O./OT Bräun	Aprilia RS 125	13	1:47.865	0.894
6		27	ADAC e.V. Ressort Motorsport <b>Jan Schmidt</b>	Büdingen	Aprilia RS 125	13	1:47.867	0.896
7		23	ADAC Racing Team AMC Sachsenring e.V. <b>Nico Tietze</b>	Lichtenau/OT Ottendo	Aprilia RS 125	13	1:48.421	1.450
8		22	ADAC Westfalen e.V. <b>Hagen Wiedemann</b>	Everswinkel	Aprilia RS 125	14	1:48.817	1.846
9		7	ADAC e.V. Ressort Motorsport <b>Christopher Kogelbauer</b>	Langenfeld	Aprilia RS 125	13	1:48.861	1.890
10		26	ADAC TEAM Nordbayern e.V. <b>Toni Thurmayer</b>	Stockstadt	Aprilia RS 125	13	1:48.985	2.014
11		6	ADAC e.V. Ressort Motorsport <b>Maximilian Sohnus</b>	Hausham	Aprilia RS 125	9	1:49.166	2.195
12		51	Swiss Racing Sports <b>Colin Rossi</b>	Winterthur	Aprilia RS 125	14	1:49.420	2.449
13		25	ADAC Württemberg e.V. <b>Kenny Leibold</b>	Schlierbach	Aprilia RS 125	13	1:49.550	2.579
14		53	<b>Michaël Verbrugge</b>	Kessel	Aprilia RS 125	13	1:49.784	2.813
15		12	ADAC Nordrhein e.V. Sport-Team <b>Sebastian Krog</b>	Bonn	Aprilia RS 125	13	1:50.169	3.198
16		16	MC MC Obergimpfern/ADAC Nordbaden e.V. <b>Loris Dembski</b>	Bad Rappenau - Ober	Aprilia RS 125	13	1:50.200	3.229
17		11	ADAC e.V. Ressort Motorsport <b>Nicolai Kraft</b>	Hockenheim	Aprilia RS 125	13	1:50.543	3.572
18		52	<b>Mathias Deleuran-Larsen</b>	Billund	Aprilia RS 125	12	1:50.813	3.842
19		28	ADAC TEAM Nordbayern e.V. <b>Ricarda Neubauer</b>	Bad Windsheim	Aprilia RS 125	14	1:50.837	3.866
20		32	ADAC TEAM Nordbayern e.V. <b>Florian Neubauer</b>	Höhenkirchen- Siegerl	Aprilia RS 125	13	1:50.998	4.027

Timekeeping by : RSTime by SDO / Timeservice.nl

Publication-time

Results and Laptimes : www.superbike-idm.de

Time Printed :

Clerk of the Course  Ralph Bohnhorst	Steward	Timekeeper  Sanne van der Meer - timeservice.nl	 Deutscher Motor Sport Bund e.V.
Page 1 of 2	Results remain provisional pending technical examination and decisions from the stewards of the meeting		

## SUPERBIKE\*IDM - 3. Lauf Oschersleben

### ADAC Junior Cup - Qualifying 1

14 - 16 June 2013  
Oschersleben - 3667 mtr.


Pos	Cls	Nbr	Entrant Name	Nat. City	Motorcycle Tyres	Laps	Fastest	Diff
21		8	ADAC Hessen-Thüringen e.V. <b>Leon Langstädtler</b>	Idstein	Aprilia RS 125	13	1:51.149	4.178
22		31	ADAC e.V. Ressort Motorsport <b>Patrick Wasse</b>	Schmitten	Aprilia RS 125	12	1:51.249	4.278
23		3	ADAC Team Südbayern e.V. <b>Matthias Meggle</b>	Reicholzried	Aprilia RS 125	13	1:51.730	4.759
24		20	ADAC Nordrhein e.V. Sport-Team <b>Clarissa Miebach</b>	Bergisch Gladbach	Aprilia RS 125	12	1:51.898	4.927
25		4	Leviator RT Germany/ADAC Nordbaden e.V. <b>Lukas Tulovic</b>	Eberbach	Aprilia RS 125	8	1:52.012	5.041
26		30	ADAC Mittelrhein e.V. <b>Nils Kastenholz</b>	Wershofen	Aprilia RS 125	13	1:52.255	5.284
27		19	ADAC Sachsen e.V. <b>Tom Günther</b>	Gersdorf	Aprilia RS 125	13	1:52.528	5.557
28		1	ADAC Hessen-Thüringen e.V./Beinlich Raci <b>Tim Schmitt</b>	Aschaffenburg	Aprilia RS 125	12	1:52.642	5.671
29		50	Eqqers Meat / Italian Bikestore <b>Lucas-Victor Christiansen</b>	Copenhagen	Aprilia RS 125	13	1:52.814	5.843
30		14	ADAC Hessen-Thüringen e.V./Beinlich Raci <b>Giuseppe Inverso</b>	Bad Vilbel	Aprilia RS 125	8	1:53.827	6.856
31		2	ADAC TEAM Nordbayern e.V. <b>Lucas Geitner</b>	Wernberg	Aprilia RS 125	12	1:53.983	7.012
32		15	ADAC Hessen-Thüringen e.V./MSC Rockenber <b>Yannik Tuisel</b>	Gladenbach	Aprilia RS 125	13	1:54.118	7.147
33		29	ADAC Sachsen e.V. <b>Tony Glöß</b>	Chemnitz	Aprilia RS 125	12	1:55.117	8.146
34		33	ADAC TEAM Nordbayern e.V. <b>Daniel Hauck</b>	Veitshöchheim	Aprilia RS 125	7	1:55.353	8.382
35		80 G	<b>Jessica Langstädtler</b>	Idstein	Aprilia RS 125	13	1:55.695	8.724
36		18	ADAC TEAM Nordbayern e.V. <b>Christoph Gebhardt</b>	Neunkirchen	Aprilia RS 125	2	1:58.858	11.887
37		81 G	<b>Janusch Prokop</b>	Reichenbach	Aprilia RS 125	12	1:58.946	11.975
<b>NOT QUALIFIED</b>				<b>QUALIFICATION MAXIMA (115% of 1:46.971) = 2:03.016</b>				
DNQ		24	ADAC Westfalen e.V. <b>Marlon Schroeder</b>	Datteln	Aprilia RS 125	2	2:04.343	17.372
DNQ		9	ADAC Württemberg e.V. <b>Jendrik Sättele</b>	Balingen	Aprilia RS 125	8	2:05.050	18.079

Timekeeping by : RSTime by SDO / Timeservice.nl

Publication-time

Results and Laptimes : www.superbike-idm.de

Time Printed :

Clerk of the Course  Ralph Bohnhorst	Steward	Timekeeper  Sanne van der Meer - timeservice.nl	 Deutscher Motor Sport Bund e.V.
Page 2 of 2	Results remain provisional pending technical examination and decisions from the stewards of the meeting		

## SUPERBIKE\*IDM - 3. Lauf Oschersleben

### ADAC Junior Cup - Qualifying 1

14 - 16 June 2013

### Laps and Sector Times

Oschersleben - 3667 mtr.

1 Tim Schmitt						Aprilia RS 125					
1	Out	47.625	125.6	38.371	2:17.012	7	Out	40.485	133.7	32.549	3:12.745
2	44.204	42.342	129.8	34.079	2:00.625	8	41.134	40.280	134.3	33.734	1:55.148
3	42.043	40.574	134.3	32.996	1:55.613	9	41.014	41.431	133.8	32.958	1:55.403
4	41.501	40.691	133.7	32.675	1:54.867	10	40.822	39.725	134.3	32.109	1:52.656
5	41.991	40.488	133.8	32.685	1:55.164	11	40.916	39.702	<b>135.2</b>	<b>32.024</b>	<b>1:52.642</b>
6	41.087 26.9	40.516	133.7	In	2:25.174 P	12	<b>40.539</b>	<b>39.701</b>	134.3	32.511	1:52.751

2 Lucas Geitner						Aprilia RS 125					
1	Out	48.284	133.5	37.105	2:16.701	7	41.126	40.807	139.7	33.015	1:54.948
2	43.837	46.627	136.9	35.483	2:05.947	8	41.007	40.642	140.1	33.000	1:55.649
3	42.931	42.780	138.5	34.716	2:00.427	9	40.814	40.581	139.9	32.880	1:54.275
4	42.563	42.472	137.9	34.670	1:59.705	10	<b>40.790</b>	42.695	139.5	36.451	1:59.936
5	41.924	41.884	138.5	33.743	1:57.551	11	42.686	40.790	137.6	<b>32.734</b>	1:56.210
6	42.152	41.295	138.6	33.270	1:56.717	12	40.805	<b>40.391</b>	<b>140.8</b>	32.787	<b>1:53.983</b>

3 Matthias Meggle						Aprilia RS 125					
1	Out	45.087	132.4	35.491	2:12.344	8	40.345	39.744	<b>139.0</b>	32.126	1:52.215
2	42.655	41.599	135.7	33.339	1:57.593	9	40.200	39.578	138.3	<b>31.952</b>	<b>1:51.730</b>
3	40.940	40.941	137.6	33.325	1:55.206	10	<b>40.106</b>	40.627	138.3	33.018	1:53.751
4	40.772	40.617	138.6	33.974	1:55.363	11	40.342	40.849	137.2	33.505	1:54.696
5	40.861	40.225	137.2	32.440	1:53.526	12	40.758	40.394	138.3	33.015	1:54.167
6	40.262	39.631	<b>139.0</b>	32.594	1:52.487	13	41.574	41.331	136.0	35.293	1:58.198
7	40.695	<b>39.324</b>	137.6	32.557	1:52.576	14					

4 Lukas Tulovic						Aprilia RS 125					
1	Out	43.686	136.5	34.244	2:03.934	5	Out	40.553	138.8	32.593	3:09.531
2	41.417	39.609	137.9	32.624	1:53.650	6	40.524	39.505	138.5	32.409	1:52.438
3	<b>40.301</b> 57.6	39.847	<b>139.4</b>	In	2:10.987 P	7	40.491	<b>39.332</b>	138.3	<b>32.189</b>	<b>1:52.012</b>
4	Out 53.8	40.005	137.9	In	4:35.145 P	8	40.819 58.5	39.589	139.0	In	2:08.489 P

5 Arnaud Friedrich						Aprilia RS 125					
1	Out	44.859	128.7	35.994	2:11.873	8	39.324	38.065	140.6	30.860	1:48.249
2	44.309	42.109	136.7	33.233	1:59.651	9	39.279	37.895	139.7	30.956	1:48.130
3	41.055	40.625	138.6	32.321	1:54.001	10	39.847	38.984	141.4	30.835	1:49.666
4	40.357	38.550	139.7	31.720	1:50.627	11	39.219	37.814	139.4	31.160	1:48.193
5	39.621	38.322	139.4	32.594	1:50.537	12	39.268	<b>37.771</b>	137.9	<b>30.826</b>	<b>1:47.865</b>
6	40.080	38.289	139.4	31.104	1:49.473	13	<b>39.044</b>	38.537	<b>141.5</b>	30.866	1:48.447
7	39.577	38.132	139.5	30.946	1:48.655	14					

6 Maximilian Sohnius						Aprilia RS 125					
1	Out	44.473	131.2	34.814	2:06.174	6	40.036	39.023	134.8	31.994	1:51.053
2	41.068	41.826	133.3	33.313	1:56.207	7	39.933	38.768	135.3	31.922	1:50.623
3	40.335	39.587	135.3	32.166	1:52.088	8	39.962	38.843	136.5	31.963	1:50.768
4	41.067	39.134	134.5	32.051	1:52.252	9	<b>39.726</b>	<b>38.136</b>	<b>139.2</b>	<b>31.304</b>	<b>1:49.166</b>
5	41.064	38.896	134.2	31.727	1:51.687	10					

7 Christopher Kogelbauer						Aprilia RS 125					
1	Out	44.877	130.0	35.591	2:12.381	8	39.670	38.398	139.4	31.392	1:49.460
2	40.991	39.431	138.3	32.534	1:52.956	9	39.569	38.096	139.0	31.196	<b>1:48.861</b>
3	40.810	39.384	137.1	32.453	1:52.647	10	39.702	<b>38.013</b>	138.1	31.252	1:48.967
4	40.006	38.700	137.4	31.793	1:50.499	11	39.706	39.296	139.0	31.168	1:50.170
5	40.016	38.576	137.6	31.534	1:50.126	12	39.619	38.030	138.3	31.218	1:48.867



**SUPERBIKE\*IDM - 3. Lauf Oschersleben**

**ADAC Junior Cup - Qualifying 1**

14 - 16 June 2013

**Laps and Sector Times**

**Oschersleben - 3667 mtr.**

6	40.044	38.542	137.9	31.503	1:50.089	13	<b>39.451</b>	38.312	139.9	<b>31.161</b>	1:48.924
7	39.636	39.181	<b>140.3</b>	31.423	1:50.240	14					

<b>8</b>	<b>Leon Langstädtler</b>					<b>Aprilia RS 125</b>					
1	Out	43.710	130.0	36.349	2:11.943	8	40.608	39.095	136.5	31.701	1:51.404
2	42.497	40.649	133.8	32.946	1:56.092	9	40.452	39.073	136.7	31.711	1:51.236
3	41.611	40.304	135.3	33.033	1:54.948	10	40.431	<b>39.048</b>	<b>137.4</b>	<b>31.670</b>	<b>1:51.149</b>
4	41.105	39.660	133.8	32.284	1:53.049	11	<b>40.211</b>	39.333	136.9	31.806	1:51.350
5	40.627	39.598	136.2	32.207	1:52.432	12	40.866	39.398	135.7	31.944	1:52.208
6	40.816	40.110	<b>137.4</b>	33.570	1:54.496	13	40.512	39.258	<b>137.4</b>	31.761	1:51.531
7	41.157	39.229	136.2	31.857	1:52.243	14					

<b>9</b>	<b>Jendrik Sättele</b>					<b>Aprilia RS 125</b>					
1	Out	49.407	123.1	39.414	2:22.249	5	44.628	44.880	134.2	36.567	2:06.075
2	46.822	48.312	133.3	37.692	2:12.826	6	45.326	48.337	117.1	In	2:24.282 p
3	46.866	48.002	128.4	38.091	2:12.959	7	Out	45.427	132.4	<b>35.032</b>	8:15.622
4	45.530	46.996	134.3	37.341	2:09.867	8	<b>43.700</b>	<b>44.805</b>	<b>136.2</b>	36.545	<b>2:05.050</b>

<b>10</b>	<b>Christian Stange</b>					<b>Aprilia RS 125</b>					
1	Out	41.058	133.7	32.236	2:00.195	8	40.619	38.407	126.6	31.245	1:50.271
2	41.539	39.708	135.2	32.837	1:54.084	9	39.345	37.922	<b>138.8</b>	31.395	1:48.662
3	39.890	38.304	137.6	31.280	1:49.474	10	39.109	38.837	138.3	31.164	1:49.110
4	39.634	38.692	136.9	31.107	1:49.433	11	<b>39.062</b>	37.709	136.0	31.409	1:48.180
5	40.067	38.193	135.2	30.770	1:49.030	12	40.812	38.750	130.8	31.400	1:50.962
6	39.330	37.866	135.3	30.849	1:48.045	13	39.163	<b>37.372</b>	136.2	<b>30.593</b>	<b>1:47.128</b>
7	44.048	41.787	84.8	32.513	1:58.348	14					

<b>11</b>	<b>Nicolai Kraft</b>					<b>Aprilia RS 125</b>					
1	Out	47.035	125.4	37.076	2:17.008	8	40.455	39.231	<b>137.1</b>	33.129	1:52.815
2	44.322	42.692	131.4	34.821	2:01.835	9	41.043	39.467	136.5	31.836	1:52.346
3	42.590	40.668	135.7	33.177	1:56.435	10	40.391	39.185	136.9	31.766	1:51.342
4	41.210	40.048	136.9	32.421	1:53.679	11	40.166	39.421	136.4	31.653	1:51.240
5	41.291	40.437	135.3	32.195	1:53.923	12	40.389	<b>38.756</b>	136.7	31.583	1:50.728
6	40.961	39.641	135.8	32.635	1:53.237	13	<b>40.159</b>	38.985	135.0	<b>31.399</b>	<b>1:50.543</b>
7	40.669	39.320	136.5	32.073	1:52.062	14					

<b>12</b>	<b>Sebastian Krog</b>					<b>Aprilia RS 125</b>					
1	Out	45.994	125.4	35.994	2:15.317	8	40.678	38.810	136.9	31.829	1:51.317
2	42.815	40.486	134.0	33.364	1:56.665	9	40.871	39.410	136.9	32.148	1:52.429
3	41.264	39.970	136.2	33.312	1:54.546	10	40.198	38.883	136.4	31.764	1:50.845
4	41.113	39.402	136.4	32.611	1:53.126	11	40.321	38.739	<b>137.6</b>	<b>31.516</b>	1:50.576
5	40.819	39.128	136.2	31.914	1:51.861	12	40.258	38.665	135.3	31.520	1:50.443
6	40.166	38.860	136.4	31.704	1:50.730	13	<b>40.085</b>	<b>38.515</b>	137.1	31.569	<b>1:50.169</b>
7	40.175	52.223	136.7	33.459	2:05.857	14					

<b>14</b>	<b>Giuseppe Inverso</b>					<b>Aprilia RS 125</b>						
1	Out	51.320	114.6	40.795	2:26.600	5	43.533	48.3	41.095	118.0	In	2:11.920 p
2	46.413	44.403	119.9	35.998	2:06.814	6	Out	40.058	127.4	32.125	6:53.124	
3	44.951	42.614	120.4	35.374	2:02.939	7	<b>41.305</b>	40.433	<b>130.6</b>	<b>32.089</b>	<b>1:53.827</b>	
4	43.579	41.374	120.9	34.556	1:59.509	8	42.325	53.3	<b>39.788</b>	129.5	In	2:10.476 p

<b>15</b>	<b>Yannik Tuisel</b>					<b>Aprilia RS 125</b>					
1	Out	47.684	123.0	39.354	2:19.773	8	41.402	40.303	131.2	33.082	1:54.787

**SUPERBIKE\*IDM - 3. Lauf Oschersleben**

**ADAC Junior Cup - Qualifying 1**

**14 - 16 June 2013**

**Laps and Sector Times**

**Oschersleben - 3667 mtr.**

2	43.562	42.392	132.4	34.308	2:00.262	9	41.291	40.374	132.7	32.453	<b>1:54.118</b>
3	42.358	41.119	132.8	33.455	1:56.932	10	41.275	41.073	131.5	32.574	1:54.922
4	42.051	40.754	131.9	33.133	1:55.938	11	42.054	40.504	130.3	<b>32.219</b>	1:54.777
5	41.906	40.834	131.9	32.544	1:55.284	12	<b>41.233</b>	40.455	<b>133.5</b>	32.497	1:54.185
6	41.320	40.363	131.9	32.748	1:54.431	13	41.327	40.320	131.7	32.561	1:54.208
7	41.983	<b>40.093</b>	133.0	32.748	1:54.824	14					

<b>16</b>	<b>Loris Dembski</b>					<b>Aprilia RS 125</b>							
1	Out	44.107	134.2	35.895	2:07.982	8	40.213	38.964	139.0	31.957	1:51.134		
2	43.271	41.268	135.5	33.763	1:58.302	9	<b>39.894</b>	<b>38.565</b>	139.2	31.741	<b>1:50.200</b>		
3	41.980	40.489	137.6	32.846	1:55.315	10	40.023	38.840	137.8	31.730	1:50.593		
4	40.793	39.592	138.8	32.628	1:53.013	11	44.525	40.241	106.2	33.362	1:58.128		
5	41.296	40.007	139.2	32.185	1:53.488	12	40.242	38.892	137.6	<b>31.639</b>	1:50.773		
6	40.426	39.555	138.5	32.161	1:52.142	13	40.080	77.0	38.730	<b>139.5</b>	In	2:27.502	<b>p</b>
7	40.434	39.092	138.6	31.859	1:51.385	14							

<b>17</b>	<b>Marc Zellhöfer</b>					<b>Aprilia RS 125</b>							
1	43.465	41.083	134.0	33.361	1:57.909	8	39.481	38.900	139.4	31.973	1:50.354		
2	40.997	39.198	136.7	32.282	1:52.477	9	<b>39.270</b>	38.458	<b>140.1</b>	31.691	1:49.419		
3	40.547	40.065	138.6	32.614	1:53.226	10	39.560	39.410	138.1	30.925	1:49.895		
4	40.110	40.104	136.9	31.571	1:51.785	11	39.765	37.792	138.5	<b>30.830</b>	1:48.387		
5	39.679	38.016	139.0	31.098	1:48.793	12	39.426	<b>37.387</b>	139.0	30.858	<b>1:47.671</b>		
6	39.784	37.656	137.1	30.984	1:48.424	13	39.708	38.176	136.5	30.869	1:48.753		
7	40.018	37.763	139.0	30.836	1:48.617	14							

<b>18</b>	<b>Christoph Gebhardt</b>					<b>Aprilia RS 125</b>					
1	Out	43.846	128.4	35.233	2:07.680	2	43.787	41.692	131.4	<b>33.379</b>	<b>1:58.858</b>

<b>19</b>	<b>Tom Günther</b>					<b>Aprilia RS 125</b>							
1	Out	44.742	125.9	34.963	2:08.516	8	41.374	40.175	132.7	32.833	1:54.382		
2	43.286	41.107	130.6	34.070	1:58.463	9	41.059	39.875	132.8	32.394	1:53.328		
3	42.458	41.050	129.5	33.282	1:56.790	10	41.093	42.5	40.193	132.2	In	2:12.434	<b>p</b>
4	41.905	40.522	132.4	33.132	1:55.559	11	Out	39.730	132.8	<b>32.220</b>	2:40.456		
5	41.665	40.295	131.2	33.749	1:55.709	12	<b>40.717</b>	<b>39.544</b>	<b>133.8</b>	32.267	<b>1:52.528</b>		
6	41.154	40.404	132.0	32.945	1:54.503	13	40.783	39.696	132.0	32.554	1:53.033		
7	41.697	40.217	131.9	32.830	1:54.744	14							

<b>20</b>	<b>Clarissa Miebach</b>					<b>Aprilia RS 125</b>							
1	Out	54.273	114.0	42.444	2:34.501	7	41.393	39.574	135.8	32.918	1:53.885		
2	49.840	43.7	48.821	127.5	In	2:38.506	<b>p</b>	8	41.471	40.296	134.8	32.874	1:54.641
3	Out	44.361	128.3	36.765	3:11.840	9	40.633	39.914	136.4	32.513	1:53.060		
4	43.870	42.358	132.2	35.109	2:01.337	10	40.987	<b>39.230</b>	135.2	<b>32.307</b>	1:52.524		
5	42.748	41.326	134.7	33.985	1:58.059	11	<b>40.236</b>	39.280	<b>136.5</b>	32.382	<b>1:51.898</b>		
6	41.659	40.583	135.7	32.821	1:55.063	12	40.765	39.688	134.3	32.452	1:52.905		

<b>21</b>	<b>Gabriel Noderer</b>					<b>Aprilia RS 125</b>					
1	Out	42.739	134.3	34.774	2:04.712	8	39.606	38.210	135.3	30.836	1:48.652
2	41.814	39.808	135.3	32.304	1:53.926	9	40.324	38.003	137.1	32.081	1:50.408
3	40.320	38.745	135.7	31.494	1:50.559	10	39.685	38.254	136.5	30.990	1:48.929
4	40.555	39.946	136.4	32.450	1:52.951	11	39.566	38.061	137.1	30.783	1:48.410
5	39.796	38.133	136.4	31.254	1:49.183	12	39.670	38.329	137.1	30.728	1:48.727
6	39.816	38.638	137.9	31.756	1:50.210	13	<b>39.212</b>	<b>37.840</b>	136.5	30.730	<b>1:47.782</b>
7	39.484	38.881	136.5	31.086	1:49.451	14	39.372	38.180	<b>139.2</b>	<b>30.616</b>	1:48.168

## SUPERBIKE\*IDM - 3. Lauf Oschersleben

### ADAC Junior Cup - Qualifying 1

14 - 16 June 2013

### Laps and Sector Times

Oschersleben - 3667 mtr.

22 Hagen Wiedemann					Aprilia RS 125						
1	Out	44.092	124.1	34.582	2:10.560	8	39.924	38.438	<b>134.0</b>	<b>30.917</b>	1:49.279
2	42.711	39.985	121.6	32.423	1:55.119	9	39.900	38.196	133.2	30.945	1:49.041
3	40.962	39.805	133.2	32.063	1:52.830	10	40.321	38.615	132.2	31.258	1:50.194
4	40.538	38.792	133.5	32.330	1:51.660	11	45.196	45.445	88.3	34.458	2:05.099
5	40.144	38.769	132.4	31.922	1:50.835	12	40.626	39.306	123.3	31.904	1:51.836
6	40.128	38.902	133.8	31.381	1:50.411	13	39.591	<b>37.978</b>	133.5	31.941	1:49.510
7	39.971	38.446	133.0	31.092	1:49.509	14	<b>39.575</b>	38.084	132.5	31.158	<b>1:48.817</b>

23 Nico Tietze					Aprilia RS 125						
1	Out	43.650	128.6	35.428	2:08.841	8	39.273	40.510	136.0	34.669	1:54.452
2	42.626	39.948	135.7	32.802	1:55.376	9	39.357	37.925	137.2	<b>31.147</b>	1:48.429
3	40.557	38.937	137.1	32.797	1:52.291	10	40.334	40.429	139.0	33.010	1:53.773
4	39.863	37.999	137.6	31.649	1:49.511	11	40.951	39.232	<b>139.9</b>	31.642	1:51.825
5	39.431	38.002	136.9	32.763	1:50.196	12	<b>39.253</b>	<b>37.900</b>	138.1	31.268	<b>1:48.421</b>
6	39.390	37.972	137.8	31.264	1:48.626	13	39.765	37.932	138.3	31.456	1:49.153
7	39.360	37.999	137.6	31.240	1:48.599	14					

24 Marlon Schroeder					Aprilia RS 125						
1	Out	51.215	118.3	39.192	2:25.002	2	44.966	<b>43.921</b>	126.8	<b>35.456</b>	<b>2:04.343</b>

25 Kenny Leibold					Aprilia RS 125						
1	Out	43.372	130.6	34.446	2:06.789	8	42.172	40.487	119.6	32.443	1:55.102
2	42.231	40.345	132.5	32.462	1:55.038	9	40.301	<b>38.225</b>	136.5	<b>31.024</b>	<b>1:49.550</b>
3	40.809	39.262	135.3	31.869	1:51.940	10	40.228	38.491	<b>137.4</b>	31.164	1:49.883
4	40.387	39.968	136.4	32.760	1:53.115	11	40.424	39.049	134.5	31.459	1:50.932
5	40.628	39.278	135.3	32.176	1:52.082	12	50.186	45.169	55.5	32.090	2:07.445
6	<b>40.085</b>	39.015	136.0	31.788	1:50.888	13	40.661	39.367	126.9	31.766	1:51.794
7	40.204	38.567	135.7	31.693	1:50.464	14					

26 Toni Thurmayer					Aprilia RS 125							
1	Out	42.926	130.3	33.937	2:05.817	8	40.295	38.196	137.1	31.079	1:49.570	
2	42.375	39.524	133.8	32.272	1:54.171	9	42.869	63.7	39.740	129.7	In	2:06.547 P
3	41.277	38.946	135.3	31.932	1:52.155	10	Out	39.509	133.8	31.488	3:09.611	
4	40.491	38.864	136.7	31.942	1:51.297	11	<b>39.941</b>	38.103	136.4	<b>30.941</b>	<b>1:48.985</b>	
5	40.826	38.696	135.5	31.725	1:51.247	12	40.748	39.006	131.9	32.176	1:51.930	
6	40.469	38.475	<b>137.2</b>	31.691	1:50.635	13	40.135	<b>37.891</b>	136.5	31.004	1:49.030	
7	40.150	38.001	135.0	31.267	1:49.418	14						

27 Jan Schmidt					Aprilia RS 125						
1	Out	45.858	128.1	36.412	2:11.562	8	39.744	38.747	137.8	31.751	1:50.242
2	42.201	40.023	135.5	33.203	1:55.427	9	39.721	38.330	136.9	31.602	1:49.653
3	40.746	38.905	136.0	32.908	1:52.559	10	39.706	38.245	136.9	31.550	1:49.501
4	40.269	39.249	137.8	32.437	1:51.955	11	41.473	40.095	130.0	32.772	1:54.340
5	40.019	38.915	136.7	31.909	1:50.843	12	39.546	37.985	<b>138.6</b>	31.340	1:48.871
6	39.923	39.580	137.6	31.829	1:51.332	13	<b>39.184</b>	<b>37.643</b>	138.5	<b>31.040</b>	<b>1:47.867</b>
7	39.999	38.684	137.4	31.866	1:50.549	14					

28 Ricarda Neubauer					Aprilia RS 125						
1	Out	43.192	133.5	35.540	2:06.706	8	41.030	38.686	<b>136.5</b>	31.870	1:51.586
2	42.525	40.135	134.5	33.284	1:55.944	9	40.510	38.860	136.4	32.107	1:51.477
3	41.307	39.654	134.3	32.718	1:53.679	10	40.827	39.248	134.5	32.101	1:52.176
4	41.210	39.873	135.5	32.422	1:53.505	11	<b>40.176</b>	39.520	135.8	31.838	1:51.534

## SUPERBIKE\*IDM - 3. Lauf Oschersleben

### ADAC Junior Cup - Qualifying 1

14 - 16 June 2013

#### Laps and Sector Times

Oschersleben - 3667 mtr.

5	40.771	38.898	134.8	32.386	1:52.055	12	42.024	38.958	134.3	32.292	1:53.274
6	40.636	38.943	135.7	32.342	1:51.921	13	40.366	38.772	135.0	<b>31.798</b>	1:50.936
7	40.602	38.793	134.8	32.151	1:51.546	14	40.331	<b>38.646</b>	135.2	31.860	<b>1:50.837</b>

<b>29</b>	<b>Tony Glöß</b>					<b>Aprilia RS 125</b>					
1	Out	50.818	119.5	37.815	2:20.994	7	42.109	40.827	130.6	32.996	1:55.932
2	44.936	43.562	127.5	35.552	2:04.050	8	42.222	<b>40.547</b>	<b>132.5</b>	32.940	1:55.709
3	43.425	41.979	128.6	34.529	1:59.933	9	<b>41.592</b>	41.258	130.1	33.161	1:56.011
4	42.509	40.912	130.6	34.009	1:57.430	10	41.837	40.678	130.1	<b>32.602</b>	<b>1:55.117</b>
5	42.084	41.242	129.5	34.830	1:58.156	11	42.065	44.718	130.4	33.672	2:00.455
6	42.314	40.922	129.3	33.379	1:56.615	12	41.797	41.569	128.7	33.579	1:56.945

<b>30</b>	<b>Nils Kastenholz</b>					<b>Aprilia RS 125</b>					
1	Out	45.689	120.8	35.551	2:13.041	8	40.967	39.586	135.5	<b>31.957</b>	1:52.510
2	41.685	40.753	133.5	34.080	1:56.518	9	40.927	39.954	130.3	32.949	1:53.830
3	40.750	39.519	135.7	32.505	1:52.774	10	40.826	<b>39.367</b>	134.0	32.113	1:52.306
4	41.062	40.194	<b>137.2</b>	32.904	1:54.160	11	40.712	39.450	135.8	32.093	<b>1:52.255</b>
5	40.754	39.741	135.8	33.395	1:53.890	12	40.652	40.520	136.0	32.496	1:53.668
6	40.904	39.863	136.2	32.354	1:53.121	13	<b>40.423</b>	39.924	136.0	32.380	1:52.727
7	40.867	40.151	134.8	32.418	1:53.436	14					

<b>31</b>	<b>Patrick Wasse</b>					<b>Aprilia RS 125</b>					
1	Out	48.395	126.2	38.332	2:19.012	7	<b>40.310</b>	39.164	133.8	<b>31.775</b>	<b>1:51.249</b>
2	45.537	43.119	121.5	35.242	2:03.898	8	40.364	39.334	133.8	31.790	1:51.488
3	43.265	41.141	128.6	33.567	1:57.973	9	40.364	38.834	133.0	32.085	1:51.283
4	41.545	39.480	<b>135.5</b>	32.939	1:53.964	10	40.754	<b>38.727</b>	134.2	31.811	1:51.292
5	40.941	40.397	133.8	32.452	1:53.790	11	40.522	39.293	132.8	31.919	1:51.734
6	41.062	39.554	133.2	31.858	1:52.474	12	40.668	39.115	133.2	32.013	1:51.796

<b>32</b>	<b>Florian Neubauer</b>					<b>Aprilia RS 125</b>							
1	Out	43.238	132.5	34.045	2:05.761	8	41.320	39.293	136.5	34.130	1:54.743		
2	42.531	40.328	133.0	32.891	1:55.750	9	40.710	39.547	135.5	32.262	1:52.519		
3	41.489	39.996	135.8	32.824	1:54.309	10	40.579	39.180	136.4	32.047	1:51.806		
4	41.563	41.366	135.0	32.774	1:55.703	11	40.516	39.190	135.2	32.035	1:51.741		
5	40.979	47.0	39.565	136.9	In	2:10.949	P	12	40.621	39.039	135.8	<b>31.676</b>	1:51.336
6	Out	40.241	132.8	32.828	2:16.830	13	<b>40.107</b>	<b>38.873</b>	<b>137.4</b>	32.018	<b>1:50.998</b>		
7	41.675	39.667	135.5	32.593	1:53.935	14							

<b>33</b>	<b>Daniel Hauck</b>					<b>Aprilia RS 125</b>							
1	Out	46.415	125.7	38.181	2:14.605	5	<b>41.843</b>	40.488	131.2	<b>33.022</b>	<b>1:55.353</b>		
2	44.939	43.289	129.2	35.783	2:04.011	6	42.792	48.6	40.477	131.1	In	2:14.509	P
3	43.259	41.683	131.5	34.076	1:59.018	7	Out	<b>40.403</b>	<b>132.2</b>	34.061	7:30.668		
4	42.243	41.150	131.7	33.626	1:57.019	8							

<b>50</b>	<b>Lucas-Victor Christiansen</b>					<b>Aprilia RS 125</b>					
1	Out	47.991	126.9	37.057	2:15.247	8	41.233	40.453	135.8	32.245	1:53.931
2	44.916	43.319	127.8	33.932	2:02.167	9	<b>40.588</b>	39.995	135.5	32.764	1:53.347
3	42.574	41.767	131.7	33.414	1:57.755	10	40.926	40.188	135.7	<b>32.136</b>	1:53.250
4	41.462	41.025	132.5	33.505	1:55.992	11	40.814	39.656	135.8	32.344	<b>1:52.814</b>
5	41.670	40.700	131.4	33.008	1:55.378	12	40.809	39.422	136.5	32.627	1:52.858
6	41.528	40.226	133.3	32.729	1:54.483	13	40.633	<b>39.248</b>	<b>137.8</b>	33.211	1:53.092
7	41.398	41.627	134.7	32.451	1:55.476	14					

## SUPERBIKE\*IDM - 3. Lauf Oschersleben

### ADAC Junior Cup - Qualifying 1

14 - 16 June 2013

### Laps and Sector Times

Oschersleben - 3667 mtr.

51 Colin Rossi					Aprilia RS 125						
1	Out	41.669	131.9	33.848	2:05.947	8	40.480	38.444	136.4	31.634	1:50.558
2	41.151	39.104	135.3	32.099	1:52.354	9	40.393	38.421	134.5	31.445	1:50.259
3	40.160	40.579	135.8	31.880	1:52.619	10	<b>39.807</b>	39.288	<b>137.6</b>	32.247	1:51.342
4	40.238	39.040	135.5	31.943	1:51.221	11	40.078	38.580	135.3	31.638	1:50.296
5	39.915	38.184	135.7	31.646	1:49.745	12	40.213	38.506	135.0	31.245	1:49.964
6	39.909	38.497	136.2	32.138	1:50.544	13	40.053	<b>37.959</b>	134.7	31.408	<b>1:49.420</b>
7	39.987	40.128	135.8	34.045	1:54.160	14	39.929	38.515	135.8	<b>31.161</b>	1:49.605

52 Mathias Deleuran-Larsen					Aprilia RS 125							
1	Out	46.600	129.5	36.346	2:14.038	7	41.589	39.522	133.2	32.362	1:53.473	
2	43.746	43.044	134.0	34.800	2:01.590	8	40.284	<b>38.720</b>	136.2	32.173	1:51.177	
3	42.072	40.616	135.5	33.274	1:55.962	9	40.114	39.018	137.2	31.681	<b>1:50.813</b>	
4	40.991	39.889	137.4	33.123	1:54.003	10	40.754	39.267	<b>137.8</b>	<b>31.609</b>	1:51.630	
5	40.805	39.587	135.8	32.439	1:52.831	11	<b>39.984</b>	39.176	135.8	31.683	1:50.843	
6	40.800	39.564	135.0	32.015	1:52.379	12	41.232	35.6	39.126	134.7	In	2:15.053 p

53 Michaël Verbrugge					Aprilia RS 125						
1	Out	45.505	129.7	35.896	2:11.913	8	40.217	38.794	135.8	31.728	1:50.739
2	43.959	41.530	133.2	33.555	1:59.044	9	<b>39.706</b>	38.589	135.8	31.489	<b>1:49.784</b>
3	41.040	40.060	135.0	32.466	1:53.566	10	39.782	38.852	136.2	32.266	1:50.900
4	41.020	39.520	135.2	32.464	1:53.004	11	40.147	38.794	135.5	31.479	1:50.420
5	40.513	38.936	135.8	32.154	1:51.603	12	39.919	38.721	135.8	31.785	1:50.425
6	40.028	<b>38.533</b>	<b>136.7</b>	<b>31.229</b>	1:49.790	13	40.073	38.582	136.5	31.792	1:50.447
7	40.338	39.147	135.5	31.813	1:51.298	14					

54 Stéphane Frossard					Aprilia RS 125							
1	Out	41.909	135.3	32.896	2:02.275	8	39.331	37.949	139.2	31.173	1:48.453	
2	40.935	39.421	137.9	31.847	1:52.203	9	39.153	37.534	<b>140.1</b>	30.706	1:47.393	
3	40.303	39.434	138.3	31.423	1:51.160	10	<b>38.992</b>	37.540	139.2	30.716	1:47.248	
4	39.664	38.185	139.4	31.024	1:48.873	11	39.040	38.099	139.9	<b>30.381</b>	1:47.520	
5	39.730	38.124	139.4	30.882	1:48.736	12	39.123	<b>37.329</b>	139.0	30.519	<b>1:46.971</b>	
6	39.365	37.867	136.2	30.869	1:48.101	13	39.112	46.9	38.615	130.8	In	2:02.954 p
7	39.133	37.467	139.0	30.642	1:47.242	14	Out	37.669	139.0	30.666	2:06.335	

80 Jessica Langstädtler					Aprilia RS 125						
1	Out	46.380	126.5	38.085	2:16.904	8	42.430	42.121	135.5	33.736	1:58.287
2	44.904	43.774	131.5	35.505	2:04.183	9	41.811	42.479	132.7	35.989	2:00.279
3	43.749	42.766	133.7	34.996	2:01.511	10	42.067	41.395	<b>137.9</b>	33.395	1:56.857
4	43.439	42.120	134.3	34.452	2:00.011	11	43.793	42.452	134.5	33.146	1:59.391
5	43.368	42.060	135.2	34.456	1:59.884	12	41.852	42.180	136.9	<b>32.714</b>	1:56.746
6	42.485	43.591	135.5	34.793	2:00.869	13	<b>41.743</b>	<b>40.816</b>	136.9	33.136	<b>1:55.695</b>
7	43.051	42.683	136.2	33.505	1:59.239	14					

81 Janusch Prokop					Aprilia RS 125						
1	Out	48.916	110.5	39.912	2:22.101	7	44.569	42.724	123.6	34.908	2:02.201
2	50.685	48.325	124.0	38.082	2:17.092	8	43.509	42.191	124.7	34.104	1:59.804
3	45.432	45.925	123.0	36.164	2:07.521	9	<b>42.801</b>	43.658	<b>127.4</b>	34.969	2:01.428
4	44.328	43.385	123.9	35.423	2:03.136	10	43.287	<b>41.930</b>	125.1	34.368	1:59.585
5	44.381	43.438	123.9	34.759	2:02.578	11	42.976	42.341	126.2	34.362	1:59.679
6	43.744	42.321	124.6	35.672	2:01.737	12	43.075	42.211	125.9	<b>33.660</b>	<b>1:58.946</b>

## SUPERBIKE\*IDM - 3. Lauf Oschersleben

### ADAC Junior Cup - Qualifying 1 Laptimes

14 - 16 June 2013  
Oschersleben - 3667 mtr.

Pos	Nbr	Name / Team name	Gap	1	2	3	4	5	6	7	8	9	10	11	12	13	14	15	16	17	18	
1	54	Stéphane Frossard		2:02.275	1:52.203	1:51.160	1:48.873	1:48.736	1:48.101	1:47.242	1:48.453	1:47.393	1:47.248	1:47.520	1:46.971	2:02.954	2:06.335					
2	10	Christian Stange	0.157	2:00.195	1:54.084	1:49.474	1:49.433	1:49.030	1:48.045	1:58.348	1:50.271	1:48.662	1:49.110	1:48.190	1:50.962	1:47.128						
3	17	Marc Zellhöfer	0.700	1:57.909	1:52.477	1:53.226	1:51.785	1:48.793	1:48.424	1:48.617	1:50.354	1:49.419	1:49.895	1:48.387	1:47.671	1:48.753						
4	21	Gabriel Noderer	0.811	2:04.712	1:53.926	1:50.559	1:52.951	1:49.183	1:50.210	1:49.451	1:48.652	1:50.408	1:48.929	1:48.410	1:48.727	1:47.782	1:48.168					
5	5	Arnaud Friedrich	0.894	2:11.873	1:59.651	1:54.001	1:50.627	1:50.537	1:49.473	1:48.655	1:48.249	1:48.130	1:49.666	1:48.193	1:47.865	1:48.447						
6	27	Jan Schmidt	0.896	2:11.562	1:55.427	1:52.559	1:51.955	1:50.843	1:51.332	1:50.549	1:50.242	1:49.653	1:49.501	1:54.340	1:48.871	1:47.867						
7	23	Nico Tietze	1.450	2:08.841	1:55.376	1:52.291	1:49.511	1:50.196	1:48.626	1:48.599	1:54.452	1:48.429	1:53.773	1:51.825	1:48.421	1:49.153						
8	22	Hagen Wiedemann	1.846	2:10.560	1:55.119	1:52.830	1:51.660	1:50.835	1:50.411	1:49.509	1:49.279	1:49.041	1:50.194	2:05.099	1:51.836	1:49.510	1:48.817					
9	7	Christopher Kogelbauer	1.890	2:12.381	1:52.956	1:52.647	1:50.499	1:50.126	1:50.089	1:50.240	1:49.460	1:48.861	1:48.967	1:50.170	1:48.867	1:48.924						
10	26	Toni Thurmayer	2.014	2:05.817	1:54.171	1:52.155	1:51.297	1:51.247	1:50.635	1:49.418	1:49.570	2:06.547	3:09.611	1:48.985	1:51.930	1:49.030						
11	6	Maximilian Sohnius	2.195	2:06.174	1:56.207	1:52.088	1:52.252	1:51.687	1:51.053	1:50.623	1:50.768	1:49.166										
12	51	Colin Rossi	2.449	2:05.947	1:52.354	1:52.619	1:51.221	1:49.745	1:50.544	1:54.160	1:50.558	1:50.259	1:51.342	1:50.296	1:49.964	1:49.420	1:49.605					
13	25	Kenny Leibold	2.579	2:06.789	1:55.038	1:51.940	1:53.115	1:52.082	1:50.888	1:50.464	1:55.102	1:49.550	1:49.883	1:50.932	2:07.445	1:51.794						
14	53	Michaël Verbrugge	2.813	2:11.913	1:59.044	1:53.566	1:53.004	1:51.603	1:49.790	1:51.298	1:50.739	1:49.784	1:50.900	1:50.420	1:50.425	1:50.447						
15	12	Sebastian Krog	3.198	2:15.317	1:56.665	1:54.546	1:53.126	1:51.861	1:50.730	2:05.857	1:51.317	1:52.429	1:50.845	1:50.576	1:50.443	1:50.169						
16	16	Loris Dembski	3.229	2:07.982	1:58.302	1:55.315	1:53.013	1:53.488	1:52.142	1:51.385	1:51.134	1:50.200	1:50.593	1:58.128	1:50.773	2:27.502						
17	11	Nicolai Kraft	3.572	2:17.008	2:01.835	1:56.435	1:53.679	1:53.923	1:53.237	1:52.062	1:52.815	1:52.346	1:51.342	1:51.240	1:50.728	1:50.543						
18	52	Mathias Deleuran-Larsen	3.842	2:14.038	2:01.590	1:55.962	1:54.003	1:52.831	1:52.379	1:53.473	1:51.177	1:50.813	1:51.630	1:50.843	2:15.053							
19	28	Ricarda Neubauer	3.866	2:06.706	1:55.944	1:53.679	1:53.505	1:52.055	1:51.921	1:51.546	1:51.586	1:51.477	1:52.176	1:51.534	1:53.274	1:50.936	1:50.837					
20	32	Florian Neubauer	4.027	2:05.761	1:55.750	1:54.309	1:55.703	2:10.949	2:16.830	1:53.935	1:54.743	1:52.519	1:51.806	1:51.741	1:51.336	1:50.998						
21	8	Leon Langstädtler	4.178	2:11.943	1:56.092	1:54.948	1:53.049	1:52.432	1:54.496	1:52.243	1:51.404	1:51.236	1:51.149	1:51.350	1:52.208	1:51.531						
22	31	Patrick Wasse	4.278	2:19.012	2:03.898	1:57.973	1:53.964	1:53.790	1:52.474	1:51.249	1:51.488	1:51.283	1:51.292	1:51.734	1:51.796							
23	3	Matthias Meggle	4.759	2:12.344	1:57.593	1:55.206	1:55.363	1:53.526	1:52.487	1:52.576	1:52.215	1:51.730	1:53.751	1:54.696	1:54.167	1:58.198						
24	20	Clarissa Miebach	4.927	2:34.501	2:38.506	3:11.840	2:01.337	1:58.059	1:55.063	1:53.885	1:54.641	1:53.060	1:52.524	1:51.898	1:52.905							





## SUPERBIKE\*IDM - 3. Lauf Oschersleben

### ADAC Junior Cup - Qualifying 1 Sector analyse

14 - 16 June 2013  
Oschersleben - 3667 mtr.

Pos	Nbr	Name / Team name	Sector 1			Sector 2			Sector 3			Theoretical best	Actual best	In
			time	Lap	pos	time	Lap	pos	time	Lap	pos			
1	54	Stéphane Frossard (SUI)	38.992	10	1	37.329	12	1	30.381	11	1	1:46.702	<b>1:46.971</b>	<b>12</b>
2	10	Christian Stange (GER)	39.062	11	3	37.372	13	2	30.593	13	2	1:47.027	<b>1:47.128</b>	<b>13</b>
3	17	Marc Zellhöfer (GER)	39.270	9	7	37.387	12	3	30.830	11	5	1:47.487	<b>1:47.671</b>	<b>12</b>
4	21	Gabriel Noderer (GER)	39.212	13	5	37.840	13	6	30.616	14	3	1:47.668	<b>1:47.782</b>	<b>13</b>
5	5	Arnaud Friedrich (GER)	39.044	13	2	37.771	12	5	30.826	12	4	1:47.641	<b>1:47.865</b>	<b>12</b>
6	27	Jan Schmidt (GER)	39.184	13	4	37.643	13	4	31.040	13	9	1:47.867	<b>1:47.867</b>	<b>13</b>
7	23	Nico Tietze (GER)	39.253	12	6	37.900	12	8	31.147	9	10	1:48.300	<b>1:48.421</b>	<b>12</b>
8	22	Hagen Wiedemann (GER)	39.575	14	9	37.978	13	10	30.917	8	6	1:48.470	<b>1:48.817</b>	<b>14</b>
9	7	Christopher Kogelbauer (GER)	39.451	13	8	38.013	10	11	31.161	13	11	1:48.625	<b>1:48.861</b>	<b>9</b>
10	26	Toni Thurmayer (GER)	39.941	11	14	37.891	13	7	30.941	11	7	1:48.773	<b>1:48.985</b>	<b>11</b>
11	6	Maximilian Sohnius (GER)	39.726	9	11	38.136	9	12	31.304	9	14	1:49.166	<b>1:49.166</b>	<b>9</b>
12	51	Colin Rossi (SUI)	39.807	10	12	37.959	13	9	31.161	14	12	1:48.927	<b>1:49.420</b>	<b>13</b>
13	25	Kenny Leibold (GER)	40.085	6	16	38.225	9	13	31.024	9	8	1:49.334	<b>1:49.550</b>	<b>9</b>
14	53	Michaël Verbrugge (BEL)	39.706	9	10	38.533	6	15	31.229	6	13	1:49.468	<b>1:49.784</b>	<b>9</b>
15	12	Sebastian Krog (GER)	40.085	13	17	38.515	13	14	31.516	11	16	1:50.116	<b>1:50.169</b>	<b>13</b>
16	16	Loris Dembski (GER)	39.894	9	13	38.565	9	16	31.639	12	18	1:50.098	<b>1:50.200</b>	<b>9</b>
17	11	Nicolai Kraft (GER)	40.159	13	20	38.756	12	20	31.399	13	15	1:50.314	<b>1:50.543</b>	<b>13</b>
18	52	Mathias Deleuran-Larsen (DEN)	39.984	11	15	38.720	8	18	31.609	10	17	1:50.313	<b>1:50.813</b>	<b>9</b>
19	28	Ricarda Neubauer (GER)	40.176	11	21	38.646	14	17	31.798	13	22	1:50.620	<b>1:50.837</b>	<b>14</b>
20	32	Florian Neubauer (GER)	40.107	13	19	38.873	13	21	31.676	12	20	1:50.656	<b>1:50.998</b>	<b>13</b>
21	8	Leon Langstädtler (GER)	40.211	11	22	39.048	10	22	31.670	10	19	1:50.929	<b>1:51.149</b>	<b>10</b>
22	31	Patrick Wasse (GER)	40.310	7	25	38.727	10	19	31.775	7	21	1:50.812	<b>1:51.249</b>	<b>7</b>
23	3	Matthias Meggle (GER)	40.106	10	18	39.324	7	25	31.952	9	23	1:51.382	<b>1:51.730</b>	<b>9</b>
24	20	Clarissa Miebach (GER)	40.236	11	23	39.230	10	23	32.307	10	31	1:51.773	<b>1:51.898</b>	<b>11</b>
25	4	Lukas Tulovic (GER)	40.301	3	24	39.332	7	26	32.189	7	28	1:51.822	<b>1:52.012</b>	<b>7</b>
26	30	Nils Kastenholz (GER)	40.423	13	26	39.367	10	27	31.957	8	24	1:51.747	<b>1:52.255</b>	<b>11</b>
27	19	Tom Günther (GER)	40.717	12	29	39.544	12	28	32.220	11	30	1:52.481	<b>1:52.528</b>	<b>12</b>
28	1	Tim Schmitt (GER)	40.539	12	27	39.701	12	29	32.024	11	25	1:52.264	<b>1:52.642</b>	<b>11</b>
29	50	Lucas-Victor Christiansen (DEN)	40.588	9	28	39.248	13	24	32.136	10	27	1:51.972	<b>1:52.814</b>	<b>11</b>
30	14	Giuseppe Inverso (GER)	41.305	7	32	39.788	8	30	32.089	7	26	1:53.182	<b>1:53.827</b>	<b>7</b>
31	2	Lucas Geitner (GER)	40.790	10	30	40.391	12	32	32.734	11	34	1:53.915	<b>1:53.983</b>	<b>12</b>
32	15	Yannik Tuisel (GER)	41.233	12	31	40.093	7	31	32.219	11	29	1:53.545	<b>1:54.118</b>	<b>9</b>
33	29	Tony Glöb (GER)	41.592	9	33	40.547	8	34	32.602	10	32	1:54.741	<b>1:55.117</b>	<b>10</b>
34	33	Daniel Hauck (GER)	41.843	5	35	40.403	7	33	33.022	5	35	1:55.268	<b>1:55.353</b>	<b>5</b>
35	80	Jessica Langstädtler (GER)	41.743	13	34	40.816	13	35	32.714	12	33	1:55.273	<b>1:55.695</b>	<b>13</b>
36	18	Christoph Gebhardt (GER)	41.970	3	36	41.241	3	36	33.379	2	36	1:56.590	<b>1:58.858</b>	<b>2</b>
37	81	Janusch Prokop (GER)	42.801	9	37	41.930	10	37	33.660	12	37	1:58.391	<b>1:58.946</b>	<b>12</b>
38	24	Marlon Schroeder (GER)	43.606	3	38	43.921	2	38	35.456	2	39	2:02.983	<b>2:04.343</b>	<b>2</b>
39	9	Jendrik Sättele (GER)	43.700	8	39	44.805	8	39	35.032	7	38	2:03.537	<b>2:05.050</b>	<b>8</b>



## SUPERBIKE\*IDM - 3. Lauf Oschersleben

### ADAC Junior Cup - Qualifying 2

14 - 16 June 2013  
Oschersleben - 3667 mtr.


Pos	Cls	Nbr	Entrant Name	Nat. City	Motorcycle Tyres	Laps	Fastest	Diff
1		54	Stef Racing Team <b>Stéphane Frossard</b>	Courgenay	Aprilia RS 125	13	1:47.081	
2		5	ADAC Sachsen e.V./PZ Motorsport <b>Arnaud Friedrich</b>	Limbach-O./OT Bräun	Aprilia RS 125	14	1:47.413	0.332
3		17	ADAC TEAM Nordbayern e.V. <b>Marc Zellhöfer</b>	Fürth	Aprilia RS 125	14	1:47.503	0.422
4		26	ADAC TEAM Nordbayern e.V. <b>Toni Thurmayer</b>	Stockstadt	Aprilia RS 125	13	1:47.723	0.642
5		10	ADAC Racing Team AMC Sachsenring e.V. <b>Christian Stange</b>	Heidenau	Aprilia RS 125	13	1:47.882	0.801
6		21	ADAC TEAM Nordbayern e.V. <b>Gabriel Noderer</b>	Thalmässing	Aprilia RS 125	13	1:47.925	0.844
7		23	ADAC Racing Team AMC Sachsenring e.V. <b>Nico Tietze</b>	Lichtenau/OT Ottendo	Aprilia RS 125	13	1:48.488	1.407
8		7	ADAC e.V. Ressort Motorsport <b>Christopher Kogelbauer</b>	Langenfeld	Aprilia RS 125	14	1:48.573	1.492
9		22	ADAC Westfalen e.V. <b>Hagen Wiedemann</b>	Everswinkel	Aprilia RS 125	14	1:48.939	1.858
10		51	Swiss Racing Sports <b>Colin Rossi</b>	Winterthur	Aprilia RS 125	14	1:49.257	2.176
11		16	MC MC Obergimpfern/ADAC Nordbaden e.V. <b>Loris Dembski</b>	Bad Rappenau - Ober	Aprilia RS 125	12	1:49.600	2.519
12		25	ADAC Württemberg e.V. <b>Kenny Leibold</b>	Schlierbach	Aprilia RS 125	10	1:50.064	2.983
13		3	ADAC Team Südbayern e.V. <b>Matthias Meggle</b>	Reicholzried	Aprilia RS 125	14	1:50.081	3.000
14		4	Leviort RT Germany/ADAC Nordbaden e.V. <b>Lukas Tulovic</b>	Eberbach	Aprilia RS 125	12	1:50.375	3.294
15		27	ADAC e.V. Ressort Motorsport <b>Jan Schmidt</b>	Büdingen	Aprilia RS 125	13	1:50.422	3.341
16		30	ADAC Mittelrhein e.V. <b>Nils Kastenholz</b>	Wershofen	Aprilia RS 125	14	1:50.451	3.370
17		53	<b>Michaël Verbrugge</b>	Kessel	Aprilia RS 125	13	1:50.525	3.444
18		12	ADAC Nordrhein e.V. Sport-Team <b>Sebastian Krog</b>	Bonn	Aprilia RS 125	13	1:50.756	3.675
19		28	ADAC TEAM Nordbayern e.V. <b>Ricarda Neubauer</b>	Bad Windsheim	Aprilia RS 125	14	1:50.882	3.801
20		6	ADAC e.V. Ressort Motorsport <b>Maximilian Sohnus</b>	Hausham	Aprilia RS 125	13	1:50.891	3.810

Timekeeping by : RSTime by SDO / Timeservice.nl

Publication-time

Results and Laptimes : www.superbike-idm.de

Time Printed :

Clerk of the Course  Ralph Bohnhorst	Steward	Timekeeper  Sanne van der Meer - timeservice.nl	 Deutscher Motor Sport Bund e.V.
Page 1 of 2	Results remain provisional pending technical examination and decisions from the stewards of the meeting		

## SUPERBIKE\*IDM - 3. Lauf Oschersleben

### ADAC Junior Cup - Qualifying 2

14 - 16 June 2013  
Oschersleben - 3667 mtr.


Pos	Cls	Nbr	Entrant Name	Nat. City	Motorcycle Tyres	Laps	Fastest	Diff
21		8	ADAC Hessen-Thüringen e.V. <b>Leon Langstädtler</b>	Idstein	Aprilia RS 125	13	1:51.009	3.928
22		32	ADAC TEAM Nordbayern e.V. <b>Florian Neubauer</b>	Bad Windsheim	Aprilia RS 125	14	1:51.125	4.044
23		1	ADAC Hessen-Thüringen e.V./Beinlich Raci <b>Tim Schmitt</b>	Aschaffenburg	Aprilia RS 125	12	1:51.220	4.139
24		11	ADAC e.V. Ressort Motorsport <b>Nicolai Kraft</b>	Hockenheim	Aprilia RS 125	13	1:51.746	4.665
25		20	ADAC Nordrhein e.V. Sport-Team <b>Clarissa Miebach</b>	Bergisch Gladbach	Aprilia RS 125	9	1:51.878	4.797
26		50	Eqqers Meat / Italian Bikestore <b>Lucas-Victor Christiansen</b>	Copenhagen	Aprilia RS 125	8	1:52.170	5.089
27		18	ADAC TEAM Nordbayern e.V. <b>Christoph Gebhardt</b>	Neunkirchen	Aprilia RS 125	13	1:52.367	5.286
28		19	ADAC Sachsen e.V. <b>Tom Günther</b>	Gersdorf	Aprilia RS 125	13	1:52.397	5.316
29		52	<b>Mathias Deleuran-Larsen</b>	Billund	Aprilia RS 125	6	1:52.471	5.390
30		2	ADAC TEAM Nordbayern e.V. <b>Lucas Geitner</b>	Wernberg	Aprilia RS 125	10	1:53.924	6.843
31		33	ADAC TEAM Nordbayern e.V. <b>Daniel Hauck</b>	Veitshöchheim	Aprilia RS 125	11	1:53.947	6.866
32		29	ADAC Sachsen e.V. <b>Tony Glöß</b>	Chemnitz	Aprilia RS 125	13	1:54.215	7.134
33		15	ADAC Hessen-Thüringen e.V./MSC Rockenber <b>Yannik Tuisel</b>	Gladenbach	Aprilia RS 125	5	1:54.419	7.338
34		24	ADAC Westfalen e.V. <b>Marlon Schroeder</b>	Datteln	Aprilia RS 125	13	1:55.364	8.283
35		14	ADAC Hessen-Thüringen e.V./Beinlich Raci <b>Giuseppe Inverso</b>	Bad Vilbel	Aprilia RS 125	4	1:57.103	10.022
36		80 G	<b>Jessica Langstädtler</b>	Idstein	Aprilia RS 125	12	1:57.270	10.189
37		81 G	<b>Janusch Prokop</b>	Reichenbach	Aprilia RS 125	12	1:58.628	11.547
38		9	ADAC Württemberg e.V. <b>Jendrik Sättele</b>	Balingen	Aprilia RS 125	11	2:02.731	15.650
39		31	ADAC e.V. Ressort Motorsport <b>Patrick Wasse</b>	Schmitten	Aprilia RS 125	0		

Timekeeping by : RSTime by SDO / Timeservice.nl

Publication-time

Results and Laptimes : www.superbike-idm.de

Time Printed :

Clerk of the Course  Ralph Bohnhorst	Steward	Timekeeper  Sanne van der Meer - timeservice.nl	 Deutscher Motor Sport Bund e.V.
Page 2 of 2	Results remain provisional pending technical examination and decisions from the stewards of the meeting		

## SUPERBIKE\*IDM - 3. Lauf Oschersleben

### ADAC Junior Cup - Qualifying 2

14 - 16 June 2013

### Laps and Sector Times

Oschersleben - 3667 mtr.

1 Tim Schmitt					Aprilia RS 125								
1	Out	43.070	127.4	34.053	2:03.937	7	40.935	32.0	39.888	131.1	In	2:20.767	P
2	42.004	41.117	130.6	32.700	1:55.821	8	Out		39.391	131.4	32.333	2:57.142	
3	41.599	41.550	132.2	31.920	1:55.069	9	40.947		39.431	130.1	32.026	1:52.404	
4	41.681	39.355	126.6	31.843	1:52.879	10	40.712		39.236	131.5	<b>31.791</b>	1:51.739	
5	40.742	39.765	130.1	33.825	1:54.332	11	40.952		40.855	<b>132.8</b>	32.206	1:54.013	
6	41.166	39.402	131.9	32.099	1:52.667	12	<b>40.530</b>		<b>38.622</b>	132.7	32.068	<b>1:51.220</b>	

2 Lucas Geitner					Aprilia RS 125										
1	Out	48.227	131.5	34.916	2:12.854	6	41.714		40.760	136.0	32.836	1:55.310			
2	43.275	46.9	41.658	134.2	In	2:15.394	P	7	41.315		40.307	136.4	<b>32.302</b>	<b>1:53.924</b>	
3	Out		41.469	134.7	33.593	6:03.397		8	41.346		<b>40.084</b>	135.8	34.938	1:56.368	
4	41.817		40.466	135.2	33.184	1:55.467		9	41.326		40.206	136.7	32.612	1:54.144	
5	42.893		40.948	<b>137.1</b>	33.062	1:56.903		10	<b>41.084</b>		40.224	135.8	32.631	1:53.939	

3 Matthias Meggle					Aprilia RS 125										
1	Out	43.156	123.3	34.337	2:06.510	8	40.437		39.635	135.7	31.926	1:51.998			
2	42.646		40.232	134.2	32.612	1:55.490		9	40.291		39.004	135.2	31.660	1:50.955	
3	41.393		39.752	134.8	32.568	1:53.713		10	40.124		39.039	135.0	31.707	1:50.870	
4	40.972		39.623	135.3	32.195	1:52.790		11	40.242		39.291	134.7	31.593	1:51.126	
5	40.575		39.440	134.5	31.888	1:51.903		12	40.686		<b>38.586</b>	134.3	31.410	1:50.682	
6	40.595		39.168	133.7	32.171	1:51.934		13	<b>39.868</b>		39.295	<b>136.9</b>	31.608	1:50.771	
7	40.020		38.936	136.7	31.742	1:50.698		14	39.973		38.756	136.0	<b>31.352</b>	<b>1:50.081</b>	

4 Lukas Tulovic					Aprilia RS 125										
1	Out	39.559	135.8	33.157	1:57.377	7	Out		38.539	136.0	32.523	3:26.694			
2	40.777		38.621	136.9	31.828	1:51.226		8	40.978	60.3	39.211	135.5	In	2:07.483	P
3	40.664		38.682	<b>137.2</b>	31.951	1:51.297		9	Out		38.619	134.2	31.913	3:16.110	
4	40.405		40.020	137.1	31.847	1:52.272		10	40.328		38.419	<b>137.2</b>	31.839	1:50.586	
5	<b>40.178</b>		<b>38.338</b>	135.5	32.156	1:50.672		11	40.302		38.482	135.5	<b>31.591</b>	<b>1:50.375</b>	
6	40.344	59.7	38.944	134.7	In	2:07.922	P	12	40.816		38.461	133.5	31.667	1:50.944	

5 Arnaud Friedrich					Aprilia RS 125										
1	Out	41.314	133.5	33.064	2:00.892	8	40.342		38.107	135.8	30.981	1:49.430			
2	40.989		38.677	136.4	31.459	1:51.125		9	39.412		38.781	<b>139.5</b>	31.400	1:49.593	
3	40.309		38.124	136.4	30.909	1:49.342		10	39.608		37.644	136.7	30.835	1:48.087	
4	39.766		38.908	137.4	30.907	1:49.581		11	39.502		37.693	136.9	31.739	1:48.934	
5	39.901		38.098	136.9	30.684	1:48.683		12	39.593		<b>37.418</b>	139.0	<b>30.402</b>	<b>1:47.413</b>	
6	39.882		38.662	136.7	30.938	1:49.482		13	<b>39.264</b>		37.968	<b>139.5</b>	31.233	1:48.465	
7	39.851		37.651	137.4	30.991	1:48.493		14	41.630		38.060	135.0	31.498	1:51.188	

6 Maximilian Sohnus					Aprilia RS 125										
1	Out	43.046	130.9	34.282	2:04.662	8	40.724		39.146	130.9	33.040	1:52.910			
2	41.554		40.756	132.4	32.574	1:54.884		9	<b>40.057</b>		<b>38.451</b>	<b>135.0</b>	32.383	<b>1:50.891</b>	
3	41.213		39.678	130.0	31.916	1:52.807		10	40.362		38.647	131.2	32.557	1:51.566	
4	40.824		39.184	130.1	32.105	1:52.113		11	40.456		39.747	133.0	<b>31.842</b>	1:52.045	
5	40.951		39.117	131.1	31.905	1:51.973		12	40.577		38.570	133.7	31.993	1:51.140	
6	40.510		39.155	132.0	32.171	1:51.836		13	40.687		38.554	130.4	32.059	1:51.300	
7	40.775		39.281	131.5	32.408	1:52.464		14							

7 Christopher Kogelbauer					Aprilia RS 125										
1	Out	44.338	129.7	33.837	2:08.529	8	40.104		38.014	135.3	31.184	1:49.302			
2	40.847		38.441	135.3	32.250	1:51.538		9	39.847		38.655	136.5	31.154	1:49.656	

## SUPERBIKE\*IDM - 3. Lauf Oschersleben

### ADAC Junior Cup - Qualifying 2

14 - 16 June 2013

#### Laps and Sector Times

Oschersleben - 3667 mtr.

3	40.511	38.662	136.2	31.301	1:50.474	10	39.688	37.881	136.7	31.310	1:48.879
4	39.948	<b>37.690</b>	136.2	31.644	1:49.282	11	39.697	37.787	137.1	31.089	<b>1:48.573</b>
5	40.242	38.071	133.5	31.184	1:49.497	12	40.018	37.808	136.5	<b>30.927</b>	1:48.753
6	39.987	38.058	136.0	31.114	1:49.159	13	<b>39.516</b>	38.445	<b>138.3</b>	31.310	1:49.271
7	39.802	38.386	136.7	31.297	1:49.485	14	40.035	38.282	135.3	31.131	1:49.448

<b>8</b>	<b>Leon Langstädtler</b>					<b>Aprilia RS 125</b>					
1	Out	43.773	128.9	34.181	2:11.281	8	41.495	39.494	132.5	32.100	1:53.089
2	42.537	39.818	132.8	32.339	1:54.694	9	40.581	39.618	134.3	31.986	1:52.185
3	41.373	39.627	133.8	32.252	1:53.252	10	41.605	39.117	132.2	32.807	1:53.529
4	41.282	39.459	132.5	32.076	1:52.817	11	40.601	39.175	133.5	31.999	1:51.775
5	40.910	39.162	133.0	<b>31.515</b>	1:51.587	12	<b>40.530</b>	38.839	<b>135.5</b>	31.640	<b>1:51.009</b>
6	40.876	38.982	132.4	31.844	1:51.702	13	40.969	<b>38.825</b>	133.8	32.225	1:52.019
7	40.852	38.842	134.5	31.873	1:51.567	14					

<b>9</b>	<b>Jendrik Sättele</b>					<b>Aprilia RS 125</b>						
1	Out	46.545	130.0	36.658	2:12.264	7	45.160	45.306	132.8	35.335	2:05.801	
2	45.054	46.179	131.1	36.171	2:07.404	8	44.947	63.1	44.003	130.3	In	2:20.725 p
3	44.734	45.438	123.4	35.976	2:06.148	9	Out	45.530	127.4	36.733	3:39.178	
4	44.065	44.364	128.3	35.256	2:03.685	10	44.083	44.523	<b>134.0</b>	36.062	2:04.668	
5	43.862	44.387	133.0	35.242	2:03.491	11	<b>43.628</b>	44.048	131.2	<b>35.055</b>	<b>2:02.731</b>	
6	45.095	<b>43.685</b>	131.5	35.349	2:04.129	12						

<b>10</b>	<b>Christian Stange</b>					<b>Aprilia RS 125</b>					
1	Out	42.281	131.5	32.984	2:03.120	8	43.189	45.898	96.4	31.073	2:00.160
2	41.049	38.752	132.4	31.546	1:51.347	9	39.653	<b>37.417</b>	134.0	30.814	1:47.884
3	40.403	38.136	132.2	31.332	1:49.871	10	39.650	38.180	133.3	<b>30.550</b>	1:48.380
4	39.909	37.895	132.5	30.752	1:48.556	11	<b>39.490</b>	41.247	133.3	32.179	1:52.916
5	39.976	37.600	132.5	30.668	1:48.244	12	39.551	46.465	<b>135.8</b>	36.026	2:02.042
6	40.109	37.913	135.5	31.257	1:49.279	13	39.544	37.641	133.3	30.697	<b>1:47.882</b>
7	40.156	37.486	133.2	31.056	1:48.698	14					

<b>11</b>	<b>Nicolai Kraft</b>					<b>Aprilia RS 125</b>					
1	Out	44.160	124.0	34.470	2:08.629	8	41.002	39.749	134.0	33.010	1:53.761
2	44.118	41.660	130.1	33.410	1:59.188	9	42.122	40.056	134.2	33.003	1:55.181
3	42.508	40.629	130.6	32.830	1:55.967	10	41.344	40.110	134.3	32.553	1:54.007
4	42.862	40.074	127.4	32.377	1:55.313	11	42.728	43.327	110.2	32.819	1:58.874
5	41.274	39.640	133.3	32.200	1:53.114	12	40.954	<b>39.042</b>	<b>134.8</b>	<b>31.750</b>	<b>1:51.746</b>
6	40.966	39.273	134.2	31.893	1:52.132	13	<b>40.840</b>	39.970	134.7	32.093	1:52.903
7	41.123	39.793	133.3	31.762	1:52.678	14					

<b>12</b>	<b>Sebastian Krog</b>					<b>Aprilia RS 125</b>					
1	Out	44.435	126.2	33.976	2:07.892	8	42.638	40.224	128.3	32.617	1:55.479
2	42.765	40.405	132.0	33.078	1:56.248	9	45.881	45.811	84.2	32.774	2:04.466
3	41.774	39.680	133.8	32.233	1:53.687	10	40.858	39.474	133.8	32.172	1:52.504
4	41.134	39.324	132.5	32.149	1:52.607	11	40.976	39.116	133.5	32.103	1:52.195
5	41.182	39.178	133.3	32.045	1:52.405	12	<b>40.605</b>	38.781	<b>134.8</b>	31.849	1:51.235
6	41.062	38.870	132.7	31.884	1:51.816	13	40.685	<b>38.393</b>	132.7	<b>31.678</b>	<b>1:50.756</b>
7	40.875	39.043	133.3	31.917	1:51.835	14					

<b>14</b>	<b>Giuseppe Inverso</b>					<b>Aprilia RS 125</b>								
1	Out	55.1	44.040	114.2	In	2:21.301	P	3	<b>41.017</b>	41.386	123.6	34.700	<b>1:57.103</b>	
2	Out		<b>40.482</b>	<b>129.8</b>	<b>31.940</b>	3:29.871		4	45.413	62.2	43.427	108.1	In	2:16.637 p

## SUPERBIKE\*IDM - 3. Lauf Oschersleben

### ADAC Junior Cup - Qualifying 2

14 - 16 June 2013

### Laps and Sector Times

Oschersleben - 3667 mtr.

<b>15</b>	<b>Yannik Tuisel</b>					<b>Aprilia RS 125</b>					
1	Out	44.382	112.3	34.794	2:09.995	4	41.777	40.335	128.6	<b>32.395</b>	1:54.507
2	42.855	41.240	<b>129.0</b>	33.269	1:57.364	5	41.710	<b>39.720</b>	128.0	32.989	<b>1:54.419</b>
3	42.169	40.498	128.6	33.141	1:55.808	6					

<b>16</b>	<b>Loris Dembski</b>					<b>Aprilia RS 125</b>						
1	Out	42.881	131.4	34.673	2:05.111	7	40.484	38.094	136.0	<b>31.452</b>	1:50.030	
2	43.072	41.099	135.7	32.769	1:56.940	8	<b>40.019</b>	<b>38.083</b>	<b>136.5</b>	31.498	<b>1:49.600</b>	
3	41.551	41.043	136.0	32.443	1:55.037	9	40.145	38.764	136.2	31.556	1:50.465	
4	41.840	40.343	122.3	33.295	1:55.478	10	40.560	38.641	131.4	31.673	1:50.874	
5	41.407	39.485	134.3	32.061	1:52.953	11	40.960	66.3	39.137	136.4	In	2:03.465 P
6	40.763	40.599	135.3	32.505	1:53.867	12	Out	39.271	134.8	31.834	2:26.370	

<b>17</b>	<b>Marc Zellhöfer</b>					<b>Aprilia RS 125</b>					
1	Out	40.736	131.4	32.074	2:02.350	8	39.749	38.583	137.4	31.005	1:49.337
2	40.562	40.063	137.1	30.923	1:51.548	9	39.744	37.281	137.1	31.157	1:48.182
3	39.856	38.470	136.0	31.358	1:49.684	10	<b>39.581</b>	<b>37.053</b>	<b>138.1</b>	30.869	<b>1:47.503</b>
4	39.912	37.841	137.2	30.982	1:48.735	11	39.745	39.734	137.4	31.723	1:51.202
5	39.661	37.343	135.8	30.900	1:47.904	12	41.715	37.703	136.9	31.509	1:50.927
6	40.012	37.917	135.7	30.832	1:48.761	13	39.781	37.691	137.2	<b>30.808</b>	1:48.280
7	39.884	37.390	137.1	31.032	1:48.306	14	39.588	37.778	137.8	30.849	1:48.215

<b>18</b>	<b>Christoph Gebhardt</b>					<b>Aprilia RS 125</b>					
1	Out	42.965	129.8	34.474	2:06.048	8	41.302	40.097	133.8	32.168	1:53.567
2	42.863	40.989	131.5	33.038	1:56.890	9	<b>40.863</b>	39.673	135.2	31.831	<b>1:52.367</b>
3	42.543	41.029	132.2	32.775	1:56.347	10	41.196	39.679	133.3	<b>31.712</b>	1:52.587
4	41.385	39.944	133.2	33.074	1:54.403	11	41.138	<b>39.482</b>	<b>135.3</b>	32.110	1:52.730
5	41.772	40.858	133.0	32.552	1:55.182	12	41.168	40.120	134.8	32.163	1:53.451
6	41.384	39.987	135.0	32.692	1:54.063	13	41.344	39.749	132.4	31.926	1:53.019
7	46.293	41.798	124.6	32.566	2:00.657	14					

<b>19</b>	<b>Tom Günther</b>					<b>Aprilia RS 125</b>					
1	Out	42.994	120.5	35.459	2:07.512	8	41.839	40.035	128.4	32.567	1:54.441
2	43.548	40.629	128.3	33.416	1:57.593	9	41.335	<b>38.871</b>	129.0	32.242	1:52.448
3	42.214	40.047	129.5	32.853	1:55.114	10	41.261	38.973	131.4	32.263	1:52.497
4	42.241	39.782	122.7	32.545	1:54.568	11	<b>40.751</b>	39.848	<b>131.9</b>	33.943	1:54.542
5	41.724	39.775	128.6	32.471	1:53.970	12	41.300	39.430	130.4	32.439	1:53.169
6	41.744	39.362	127.1	32.288	1:53.394	13	41.260	38.983	128.3	<b>32.154</b>	<b>1:52.397</b>
7	41.844	39.481	128.1	32.547	1:53.872	14					

<b>20</b>	<b>Clarissa Miebach</b>					<b>Aprilia RS 125</b>					
1	Out	44.665	122.6	36.092	2:11.292	6	43.393	<b>38.995</b>	132.2	32.364	1:54.752
2	44.885	41.905	112.6	34.041	2:00.831	7	40.790	39.058	<b>133.7</b>	32.139	1:51.987
3	41.901	40.394	131.1	32.914	1:55.209	8	<b>40.647</b>	39.153	133.2	32.078	<b>1:51.878</b>
4	41.414	40.277	129.3	32.930	1:54.621	9	40.708	39.369	128.7	<b>31.825</b>	1:51.902
5	41.038	40.385	130.9	38.714	2:00.137	10					

<b>21</b>	<b>Gabriel Noderer</b>					<b>Aprilia RS 125</b>					
1	Out	42.723	132.7	33.496	2:02.258	8	40.127	38.151	135.7	34.774	1:53.052
2	41.888	39.357	133.3	32.748	1:53.993	9	40.790	38.004	132.4	31.064	1:49.858
3	40.241	38.165	135.5	31.028	1:49.434	10	40.562	38.591	135.2	31.298	1:50.451
4	40.092	38.705	132.5	31.057	1:49.854	11	<b>39.590</b>	<b>37.594</b>	135.5	<b>30.741</b>	<b>1:47.925</b>
5	40.079	38.004	133.0	30.992	1:49.075	12	39.762	38.952	<b>138.6</b>	31.246	1:49.960

**SUPERBIKE\*IDM - 3. Lauf Oschersleben**

**ADAC Junior Cup - Qualifying 2**

14 - 16 June 2013

**Laps and Sector Times**

**Oschersleben - 3667 mtr.**

6	41.233	47.2	38.818	131.4	In	2:08.721	P	13	40.219	38.001	134.2	31.467	1:49.687
7		Out	38.859	132.2	31.270	2:51.808		14					

<b>22</b>	<b>Hagen Wiedemann</b>						<b>Aprilia RS 125</b>						
1	Out	40.386	128.9	33.303	2:00.648	8	40.672	38.971	130.4	31.628	1:51.271		
2	41.101	38.831	130.4	31.417	1:51.349	9	40.931	38.366	131.2	31.790	1:51.087		
3	40.734	38.437	130.0	31.475	1:50.646	10	40.465	38.445	131.2	31.479	1:50.389		
4	40.779	37.912	130.4	31.135	1:49.826	11	41.010	39.549	129.2	31.725	1:52.284		
5	40.478	38.409	129.8	31.220	1:50.107	12	40.628	38.873	128.9	32.860	1:52.361		
6	40.347	37.930	129.5	31.253	1:49.530	13	40.697	<b>37.785</b>	132.5	31.140	1:49.622		
7	40.619	38.063	130.6	31.602	1:50.284	14	<b>39.822</b>	38.266	<b>133.3</b>	<b>30.851</b>	<b>1:48.939</b>		

<b>23</b>	<b>Nico Tietze</b>						<b>Aprilia RS 125</b>						
1	Out	42.041	130.6	33.418	2:04.122	8	<b>39.522</b>	53.893	<b>137.1</b>	34.008	2:07.423		
2	41.836	39.099	133.3	32.105	1:53.040	9	39.981	37.898	134.3	31.668	1:49.547		
3	40.590	38.944	134.7	31.653	1:51.187	10	42.559	46.609	88.6	33.547	2:02.715		
4	40.487	38.311	122.6	31.513	1:50.311	11	39.702	<b>37.665</b>	134.3	31.121	<b>1:48.488</b>		
5	40.060	41.751	134.0	32.665	1:54.476	12	46.104	47.545	61.0	32.020	2:05.669		
6	40.073	37.684	134.0	31.338	1:49.095	13	39.717	38.770	134.8	32.081	1:50.568		
7	39.716	37.794	130.6	<b>31.110</b>	1:48.620	14							

<b>24</b>	<b>Marlon Schroeder</b>						<b>Aprilia RS 125</b>						
1	Out	47.160	120.4	37.508	2:16.506	8	43.055	40.879	125.0	33.491	1:57.425		
2	45.441	42.653	124.6	35.435	2:03.529	9	42.253	40.695	127.8	33.295	1:56.243		
3	43.729	41.858	125.4	34.620	2:00.207	10	<b>42.159</b>	40.211	125.0	<b>32.994</b>	<b>1:55.364</b>		
4	43.337	42.219	124.6	34.163	1:59.719	11	42.416	39.997	128.1	33.067	1:55.480		
5	43.541	41.268	125.1	34.528	1:59.337	12	42.657	40.268	<b>129.0</b>	33.360	1:56.285		
6	43.320	41.023	125.0	34.037	1:58.380	13	43.680	<b>39.929</b>	127.8	33.066	1:56.675		
7	43.106	41.120	125.7	34.109	1:58.335	14							

<b>25</b>	<b>Kenny Leibold</b>						<b>Aprilia RS 125</b>						
1	Out	46.081	126.3	36.832	2:15.657	6	40.887	39.163	125.0	31.613	1:51.663		
2	44.479	41.274	129.5	33.291	1:59.044	7	40.596	38.819	123.4	<b>31.490</b>	1:50.905		
3		49.6	In	In	2:07.661	P	8	40.312	<b>38.163</b>	<b>132.5</b>	31.589	<b>1:50.064</b>	
4	Out	40.905	124.9	33.077	8:11.820	9	42.526	43.083	87.2	31.735	1:57.344		
5	42.666	39.600	130.1	31.905	1:54.171	10	<b>40.212</b>	39.581	132.4	32.860	1:52.653		

<b>26</b>	<b>Toni Thurmayer</b>						<b>Aprilia RS 125</b>						
1	Out	41.340	128.3	33.213	2:01.269	8	42.054	39.594	126.2	32.343	1:53.991		
2	41.580	40.493	134.5	31.858	1:53.931	9	43.293	39.343	126.9	31.269	1:53.905		
3	41.015	38.254	134.3	31.432	1:50.701	10	40.063	37.622	133.5	30.763	1:48.448		
4	40.837	37.948	132.0	31.069	1:49.854	11	<b>39.506</b>	38.103	<b>135.8</b>	31.826	1:49.435		
5	40.673	40.750	134.8	31.858	1:53.281	12	41.607	39.256	124.3	31.478	1:52.341		
6	40.597	37.760	134.2	31.403	1:49.760	13	39.877	<b>37.292</b>	135.0	<b>30.554</b>	<b>1:47.723</b>		
7	40.662	37.309	134.5	31.387	1:49.358	14							

<b>27</b>	<b>Jan Schmidt</b>						<b>Aprilia RS 125</b>						
1	Out	41.827	127.5	33.650	2:01.685	8	42.423	40.161	125.6	32.088	1:54.672		
2	41.551	40.106	133.5	32.457	1:54.114	9	43.485	39.211	128.7	31.989	1:54.685		
3	40.687	39.421	134.8	32.350	1:52.458	10	40.968	39.901	134.2	32.059	1:52.928		
4	40.541	38.640	133.8	31.896	1:51.077	11	40.193	38.591	134.7	<b>31.776</b>	1:50.560		
5	40.562	38.620	134.7	32.264	1:51.446	12	40.314	<b>38.393</b>	<b>136.5</b>	31.982	1:50.689		
6	<b>40.100</b>	38.455	134.7	31.867	<b>1:50.422</b>	13	40.920	39.517	129.3	31.947	1:52.384		
7	40.936	40.955	128.0	33.014	1:54.905	14							

## SUPERBIKE\*IDM - 3. Lauf Oschersleben

### ADAC Junior Cup - Qualifying 2

#### Laps and Sector Times

14 - 16 June 2013

Oschersleben - 3667 mtr.

28 Ricarda Neubauer						Aprilia RS 125					
1	Out	42.724	129.2	33.830	2:05.835	8	41.219	38.638	130.4	31.957	1:51.814
2	42.020	39.758	133.2	32.483	1:54.261	9	41.778	38.948	133.0	32.411	1:53.137
3	41.543	39.524	133.8	32.224	1:53.291	10	41.650	<b>38.436</b>	133.5	31.771	1:51.857
4	41.392	39.243	132.4	32.277	1:52.912	11	40.857	38.664	132.8	32.030	1:51.551
5	41.285	39.126	132.0	32.373	1:52.784	12	40.657	38.589	<b>135.2</b>	31.636	<b>1:50.882</b>
6	41.746	39.163	132.7	32.027	1:52.936	13	41.080	38.496	131.7	32.028	1:51.604
7	41.270	38.551	132.5	31.792	1:51.613	14	<b>40.635</b>	38.673	131.2	<b>31.583</b>	1:50.891

29 Tony Glöß						Aprilia RS 125					
1	Out	44.565	123.4	35.097	2:11.260	8	42.271	40.641	126.8	33.011	1:55.923
2	43.942	41.481	123.4	34.608	2:00.031	9	<b>41.742</b>	39.889	129.3	32.653	1:54.284
3	42.744	41.365	126.9	33.038	1:57.147	10	42.664	40.588	124.1	33.429	1:56.681
4	42.730	40.794	126.2	32.998	1:56.522	11	42.084	<b>39.847</b>	<b>129.5</b>	32.753	1:54.684
5	42.499	40.446	126.8	32.993	1:55.938	12	41.954	39.914	127.4	<b>32.347</b>	<b>1:54.215</b>
6	42.491	40.564	127.1	32.612	1:55.667	13	42.444	40.585	128.6	32.962	1:55.991
7	42.320	39.989	126.0	33.271	1:55.580	14					

30 Nils Kastenholz						Aprilia RS 125					
1	Out	43.525	128.9	33.948	2:06.999	8	41.260	39.508	134.0	32.313	1:53.081
2	41.876	40.317	132.7	32.450	1:54.643	9	40.995	39.594	133.7	32.975	1:53.564
3	41.235	39.835	133.3	32.559	1:53.629	10	40.853	39.252	132.8	31.942	1:52.047
4	41.165	39.328	133.2	31.958	1:52.451	11	41.035	39.448	132.7	31.891	1:52.374
5	40.661	39.600	134.0	32.153	1:52.414	12	40.787	38.956	134.5	31.755	1:51.498
6	40.772	39.351	132.8	31.780	1:51.903	13	40.668	38.947	134.2	31.690	1:51.305
7	40.848	39.437	134.0	32.276	1:52.561	14	<b>40.238</b>	<b>38.726</b>	<b>134.8</b>	<b>31.487</b>	<b>1:50.451</b>

31 Patrick Wasse						Aprilia RS 125				

32 Florian Neubauer						Aprilia RS 125					
1	Out	41.833	129.5	33.324	2:03.695	8	40.943	38.924	130.9	32.231	1:52.098
2	41.868	40.143	134.2	32.337	1:54.348	9	41.079	39.220	133.0	32.275	1:52.574
3	41.515	40.629	135.3	32.355	1:54.499	10	41.657	38.703	134.0	<b>31.651</b>	1:52.011
4	40.853	38.912	135.2	32.261	1:52.026	11	40.581	38.850	132.4	31.995	1:51.426
5	41.168	39.295	133.0	31.694	1:52.157	12	<b>40.574</b>	<b>38.629</b>	<b>136.0</b>	31.922	<b>1:51.125</b>
6	41.041	39.122	131.1	32.237	1:52.400	13	40.629	39.168	132.7	32.108	1:51.905
7	40.904	38.903	134.2	31.793	1:51.600	14	40.920	39.224	130.3	31.834	1:51.978

33 Daniel Hauck						Aprilia RS 125							
1	Out	37.7	47.738	123.3	In	2:31.083	P	7	44.085	40.887	113.7	35.115	2:00.087
2	Out		42.204	124.1	35.957	4:21.956		8	43.677	40.548	126.8	33.658	1:57.883
3	43.436		42.154	126.9	33.718	1:59.308		9	42.476	40.294	126.9	34.320	1:57.090
4	43.033		40.944	128.4	33.913	1:57.890		10	43.716	40.190	<b>131.5</b>	33.158	1:57.064
5	43.078		40.976	126.9	32.935	1:56.989		11	<b>41.990</b>	<b>39.355</b>	128.3	<b>32.602</b>	<b>1:53.947</b>
6	42.512		41.255	129.3	33.073	1:56.840		12					

50 Lucas-Victor Christiansen						Aprilia RS 125							
1	Out		41.619	132.7	34.188	2:03.862		5	41.071	39.455	<b>133.0</b>	32.151	1:52.677
2	42.387		40.474	122.2	32.474	1:55.335		6	<b>40.810</b>	39.056	132.7	32.304	<b>1:52.170</b>
3	41.406		40.044	132.7	32.281	1:53.731		7	41.111	<b>38.942</b>	132.7	32.213	1:52.266
4	41.032		39.184	132.8	<b>32.032</b>	1:52.248		8	41.192	40.004	132.8	32.334	1:53.530

## SUPERBIKE\*IDM - 3. Lauf Oschersleben

### ADAC Junior Cup - Qualifying 2

14 - 16 June 2013

### Laps and Sector Times

Oschersleben - 3667 mtr.

51 Colin Rossi					Aprilia RS 125						
1	Out	44.309	127.2	34.437	2:06.679	8	40.203	37.911	132.2	<b>31.143</b>	<b>1:49.257</b>
2	41.631	39.132	131.7	32.042	1:52.805	9	<b>40.170</b>	<b>37.778</b>	134.0	31.857	1:49.805
3	40.982	38.617	132.4	31.499	1:51.098	10	40.335	37.996	131.7	31.520	1:49.851
4	40.668	40.007	133.3	31.636	1:52.311	11	40.460	37.921	131.7	31.197	1:49.578
5	40.564	38.093	132.4	32.763	1:51.420	12	40.230	37.867	134.0	31.176	1:49.273
6	40.579	38.620	<b>134.2</b>	31.384	1:50.583	13	40.234	38.422	<b>134.2</b>	31.751	1:50.407
7	40.236	38.125	132.5	32.386	1:50.747	14	40.713	38.568	132.7	31.600	1:50.881

52 Mathias Deleuran-Larsen					Aprilia RS 125						
1	Out	45.959	125.6	37.641	2:13.331	4	41.532	<b>39.158</b>	130.8	<b>31.781</b>	<b>1:52.471</b>
2	45.750	43.456	127.8	34.940	2:04.146	5	41.456	39.250	131.2	32.630	1:53.336
3	43.108	40.398	131.2	32.416	1:55.922	6	<b>41.284</b>	39.832	<b>132.8</b>	32.806	1:53.922

53 Michaël Verbrugge					Aprilia RS 125						
1	Out	44.944	128.6	35.513	2:10.002	8	40.658	38.774	133.0	31.806	1:51.238
2	43.443	40.648	131.9	33.699	1:57.790	9	41.031	38.640	133.2	31.572	1:51.243
3	41.965	39.496	132.5	32.359	1:53.820	10	<b>40.501</b>	40.149	<b>135.7</b>	32.575	1:53.225
4	41.284	39.010	131.4	31.868	1:52.162	11	40.584	<b>38.420</b>	131.9	31.521	<b>1:50.525</b>
5	41.099	39.045	132.2	31.603	1:51.747	12	40.613	38.785	133.7	31.775	1:51.173
6	40.852	38.757	132.4	31.976	1:51.585	13	40.545	38.699	132.2	<b>31.504</b>	1:50.748
7	42.094	38.647	132.4	31.625	1:52.366	14					

54 Stéphane Frossard					Aprilia RS 125							
1	Out	43.107	127.4	34.154	2:10.451	8	39.842	37.303	135.8	30.983	1:48.128	
2	42.606	38.918	129.5	31.741	1:53.265	9	39.592	<b>37.302</b>	136.4	30.589	1:47.483	
3	40.570	38.210	134.5	31.191	1:49.971	10	39.869	66.5	40.430	134.5	In	2:04.357 P
4	40.123	38.117	131.2	30.920	1:49.160	11	Out	38.218	132.8	30.760	2:24.429	
5	40.022	38.096	134.7	30.918	1:49.036	12	39.315	37.548	135.8	<b>30.218</b>	<b>1:47.081</b>	
6	39.644	37.516	136.2	30.956	1:48.116	13	<b>39.222</b>	37.481	136.0	30.496	1:47.199	
7	39.470	38.775	<b>136.9</b>	30.988	1:49.233	14						

80 Jessica Langstädtler					Aprilia RS 125						
1	Out	44.718	125.3	36.484	2:11.694	7	45.080	42.514	128.0	33.873	2:01.467
2	45.420	43.510	128.6	35.104	2:04.034	8	43.250	41.713	132.0	33.900	1:58.863
3	44.590	43.112	125.1	34.991	2:02.693	9	42.969	42.071	131.7	33.939	1:58.979
4	44.081	42.997	129.5	34.078	2:01.156	10	42.666	42.004	130.9	33.551	1:58.221
5	43.441	42.917	129.0	34.132	2:00.490	11	<b>42.648</b>	<b>41.440</b>	<b>132.5</b>	<b>33.182</b>	<b>1:57.270</b>
6	43.818	42.237	130.3	34.774	2:00.829	12	42.885	41.484	132.2	33.438	1:57.807

81 Janusch Prokop					Aprilia RS 125						
1	Out	46.473	121.9	37.041	2:13.859	7	43.944	41.806	123.9	33.954	1:59.704
2	46.602	42.993	120.3	35.827	2:05.422	8	43.295	42.431	125.7	<b>33.644</b>	1:59.370
3	44.686	43.156	121.5	35.002	2:02.844	9	43.096	41.744	123.9	33.788	<b>1:58.628</b>
4	44.411	41.889	122.9	34.519	2:00.819	10	43.108	<b>40.722</b>	126.0	36.192	2:00.022
5	43.956	42.013	121.5	34.543	2:00.512	11	44.365	41.655	<b>126.8</b>	34.303	2:00.323
6	44.074	41.891	123.4	34.147	2:00.112	12	<b>43.022</b>	41.424	124.0	37.969	2:02.415



**SUPERBIKE\*IDM - 3. Lauf Oschersleben**

**ADAC Junior Cup - Qualifying 2**  
**Laptimes**

14 - 16 June 2013  
Oschersleben - 3667 mtr.

Pos	Nbr	Name / Team name	Gap	1	2	3	4	5	6	7	8	9	10	11	12	13	14	15	16	17	18
1	54	Stéphane Frossard		2:10.451	1:53.265	1:49.971	1:49.160	1:49.036	1:48.116	1:49.233	1:48.128	1:47.483	2:04.357	2:24.429	1:47.081	1:47.199					
2	5	Arnaud Friedrich	0.332	2:00.892	1:51.125	1:49.342	1:49.581	1:48.663	1:49.482	1:48.493	1:49.430	1:49.593	1:48.087	1:48.934	1:47.413	1:48.465	1:51.188				
3	17	Marc Zellhöfer	0.422	2:02.350	1:51.548	1:49.684	1:48.735	1:47.904	1:48.761	1:48.306	1:49.337	1:48.182	1:47.503	1:51.202	1:50.927	1:48.280	1:48.215				
4	26	Toni Thurmayer	0.642	2:01.269	1:53.931	1:50.701	1:49.854	1:53.281	1:49.760	1:49.358	1:53.991	1:53.905	1:48.448	1:49.435	1:52.341	1:47.723					
5	10	Christian Stange	0.801	2:03.120	1:51.347	1:49.871	1:48.556	1:48.244	1:49.279	1:48.698	2:00.160	1:47.884	1:48.380	1:52.916	2:02.042	1:47.882					
6	21	Gabriel Noderer	0.844	2:02.258	1:53.993	1:49.434	1:49.854	1:49.075	2:08.721	2:51.808	1:53.052	1:49.858	1:50.451	1:47.925	1:49.960	1:49.687					
7	23	Nico Tietze	1.407	2:04.122	1:53.040	1:51.187	1:50.311	1:54.476	1:49.095	1:48.620	2:07.423	1:49.547	2:02.715	1:48.488	2:05.669	1:50.568					
8	7	Christopher Kogelbauer	1.492	2:08.529	1:51.538	1:50.474	1:49.282	1:49.497	1:49.159	1:49.485	1:49.302	1:49.656	1:48.879	1:48.573	1:48.753	1:49.271	1:49.448				
9	22	Hagen Wiedemann	1.858	2:00.648	1:51.349	1:50.646	1:49.826	1:50.107	1:49.530	1:50.284	1:51.271	1:51.087	1:50.389	1:52.284	1:52.361	1:49.622	1:48.939				
10	51	Colin Rossi	2.176	2:06.679	1:52.805	1:51.098	1:52.311	1:51.420	1:50.583	1:50.747	1:49.257	1:49.805	1:49.851	1:49.578	1:49.273	1:50.407	1:50.881				
11	16	Loris Dembski	2.519	2:05.111	1:56.940	1:55.037	1:55.478	1:52.953	1:53.867	1:50.030	1:49.600	1:50.465	1:50.874	2:03.465	2:26.370						
12	25	Kenny Leibold	2.983	2:15.657	1:59.044	2:07.661	8:11.820	1:54.171	1:51.663	1:50.905	1:50.064	1:57.344	1:52.653								
13	3	Matthias Meggle	3.000	2:06.510	1:55.490	1:53.713	1:52.790	1:51.903	1:51.934	1:50.698	1:51.998	1:50.955	1:50.870	1:50.375	1:50.944	1:50.771	1:50.081				
14	4	Lukas Tulovic	3.294	1:57.377	1:51.226	1:51.297	1:52.272	1:50.672	2:07.922	3:26.694	2:07.483	3:16.110	1:50.586	1:50.560	1:50.689	1:52.384					
15	27	Jan Schmidt	3.341	2:01.685	1:54.114	1:52.458	1:51.077	1:51.446	1:50.422	1:54.905	1:54.672	1:54.685	1:52.928	1:50.560	1:50.689	1:52.384					
16	30	Nils Kastenholz	3.370	2:06.999	1:54.643	1:53.629	1:52.451	1:52.414	1:51.903	1:52.561	1:53.081	1:53.564	1:52.047	1:52.374	1:51.498	1:51.305	1:50.451				
17	53	Michael Verbrugge	3.444	2:10.002	1:57.790	1:53.820	1:52.162	1:51.747	1:51.585	1:52.366	1:51.238	1:51.243	1:53.225	1:50.525	1:51.173	1:50.748					
18	12	Sebastian Krog	3.675	2:07.892	1:56.248	1:53.687	1:52.607	1:52.405	1:51.816	1:51.835	1:55.479	2:04.466	1:52.504	1:52.195	1:51.235	1:50.766					
19	28	Ricarda Neubauer	3.801	2:05.835	1:54.261	1:53.291	1:52.912	1:52.784	1:52.936	1:51.613	1:51.814	1:53.137	1:51.857	1:51.551	1:50.882	1:51.604	1:50.891				
20	6	Maximilian Sohnius	3.810	2:04.662	1:54.884	1:52.807	1:52.113	1:51.973	1:51.836	1:52.464	1:52.910	1:50.891	1:51.566	1:52.045	1:51.140	1:51.300					
21	8	Leon Langstädtler	3.928	2:11.281	1:54.694	1:53.252	1:52.817	1:51.587	1:51.702	1:51.567	1:53.089	1:52.185	1:53.529	1:51.775	1:51.009	1:52.019					
22	32	Florian Neubauer	4.044	2:03.695	1:54.348	1:54.499	1:52.026	1:52.157	1:52.400	1:51.600	1:52.098	1:52.574	1:52.011	1:51.426	1:51.125	1:51.905	1:51.978				
23	1	Tim Schmitt	4.139	2:03.937	1:55.821	1:55.069	1:52.879	1:54.332	1:52.667	2:20.767	2:57.142	1:52.404	1:51.739	1:54.013	1:51.220						
24	11	Nicolai Kraft	4.665	2:08.629	1:59.188	1:55.967	1:55.313	1:53.114	1:52.132	1:52.678	1:53.761	1:55.181	1:54.007	1:58.874	1:51.746	1:52.903					



## SUPERBIKE\*IDM - 3. Lauf Oschersleben

### ADAC Junior Cup - Qualifying 2 Laptimes

14 - 16 June 2013  
Oschersleben - 3667 mtr.

25	20	Clarissa Miebach	4.797	2:11.292	2:00.831	1:55.209	1:54.621	2:00.137	1:54.752	1:51.987	1:51.878	1:51.902						
26	50	Lucas-Victor Christiansen	5.089	2:03.862	1:55.335	1:53.731	1:52.248	1:52.677	1:52.170	1:52.266	1:53.530							
27	18	Christoph Gebhardt	5.286	2:06.048	1:56.890	1:56.347	1:54.403	1:55.182	1:54.063	2:00.657	1:53.567	1:52.367	1:53.451	1:53.019				
28	19	Tom Günther	5.316	2:07.512	1:57.593	1:55.114	1:54.568	1:53.970	1:53.394	1:53.872	1:54.441	1:52.448	1:53.169	1:52.397				
29	52	Mathias Deleuran-Larsen	5.390	2:13.331	2:04.146	1:55.922	1:52.471	1:53.336	1:53.922									
30	2	Lucas Getner	6.843	2:12.854	2:15.394	6:03.397	1:55.467	1:56.903	1:55.310	1:53.924	1:56.368	1:54.144	1:53.939					
31	33	Daniel Hauck	6.866	2:31.083	4:21.956	1:59.308	1:57.890	1:56.989	1:56.840	2:00.087	1:57.883	1:57.090	1:57.064					
32	29	Tony Glöck	7.134	2:11.260	2:00.031	1:57.147	1:56.522	1:55.938	1:55.667	1:55.580	1:55.923	1:54.284	1:56.681	1:54.684	1:54.215	1:55.991		
33	15	Yannik Tüisel	7.338	2:09.995	1:57.364	1:55.808	1:54.507	1:54.419										
34	24	Marlon Schroeder	8.283	2:16.506	2:03.529	2:00.207	1:59.719	1:59.337	1:58.380	1:58.335	1:57.425	1:56.243	1:55.364	1:55.480	1:56.285	1:56.675		
35	14	Giuseppe Inverso	10.022	2:21.301	3:29.871	1:57.103	2:16.637											
36	80	Jessica Langstädler	10.189	2:11.694	2:04.034	2:02.693	2:01.156	2:00.490	2:00.829	2:01.467	1:58.863	1:58.979	1:58.221	1:57.270	1:57.807			
37	81	Janusch Prokop	11.547	2:13.859	2:05.422	2:02.844	2:00.819	2:00.512	2:00.112	1:59.704	1:59.370	1:58.628	2:00.022	2:00.323	2:02.415			
38	9	Jendrik Sättele	15.650	2:12.264	2:07.404	2:06.148	2:03.685	2:03.491	2:04.129	2:05.801	2:20.725	3:39.178	2:04.668	2:02.731				
39	31	Patrick Wasse																



## SUPERBIKE\*IDM - 3. Lauf Oschersleben

### ADAC Junior Cup - Qualifying 2 Sector analyse

14 - 16 June 2013  
Oschersleben - 3667 mtr.

Pos	Nbr	Name / Team name	Sector 1			Sector 2			Sector 3			Theoretical best	Actual best	In
			time	Lap	pos	time	Lap	pos	time	Lap	pos			
1	54	Stéphane Frossard (SUI)	39.222	13	1	37.302	9	3	30.218	12	1	1:46.742	<b>1:47.081</b>	<b>12</b>
2	5	Arnaud Friedrich (GER)	39.264	13	2	37.418	12	5	30.402	12	2	1:47.084	<b>1:47.413</b>	<b>12</b>
3	17	Marc Zellhöfer (GER)	39.581	10	7	37.053	10	1	30.808	13	6	1:47.442	<b>1:47.503</b>	<b>10</b>
4	26	Toni Thurmayer (GER)	39.506	11	4	37.292	13	2	30.554	13	4	1:47.352	<b>1:47.723</b>	<b>13</b>
5	10	Christian Stange (GER)	39.490	11	3	37.417	9	4	30.550	10	3	1:47.457	<b>1:47.882</b>	<b>13</b>
6	21	Gabriel Noderer (GER)	39.590	11	8	37.594	11	6	30.741	11	5	1:47.925	<b>1:47.925</b>	<b>11</b>
7	23	Nico Tietze (GER)	39.522	8	6	37.665	11	7	31.110	7	9	1:48.297	<b>1:48.488</b>	<b>11</b>
8	7	Christopher Kogelbauer (GER)	39.516	13	5	37.690	4	8	30.927	12	8	1:48.133	<b>1:48.573</b>	<b>11</b>
9	22	Hagen Wiedemann (GER)	39.822	14	9	37.785	13	10	30.851	14	7	1:48.458	<b>1:48.939</b>	<b>14</b>
10	51	Colin Rossi (SUI)	40.170	9	14	37.778	9	9	31.143	8	10	1:49.091	<b>1:49.257</b>	<b>8</b>
11	16	Loris Dembski (GER)	40.019	8	11	38.083	8	11	31.452	7	12	1:49.554	<b>1:49.600</b>	<b>8</b>
12	25	Kenny Leibold (GER)	40.212	10	16	38.163	8	12	31.490	7	14	1:49.865	<b>1:50.064</b>	<b>8</b>
13	3	Matthias Meggle (GER)	39.868	13	10	38.586	12	19	31.352	14	11	1:49.806	<b>1:50.081</b>	<b>14</b>
14	4	Lukas Tulovic (GER)	40.178	5	15	38.338	5	13	31.591	11	18	1:50.107	<b>1:50.375</b>	<b>11</b>
15	27	Jan Schmidt (GER)	40.100	6	13	38.393	12	15	31.776	11	23	1:50.269	<b>1:50.422</b>	<b>6</b>
16	30	Nils Kastenholz (GER)	40.238	14	17	38.726	14	22	31.487	14	13	1:50.451	<b>1:50.451</b>	<b>14</b>
17	53	Michaël Verbrugge (BEL)	40.501	10	18	38.420	11	16	31.504	13	15	1:50.425	<b>1:50.525</b>	<b>11</b>
18	12	Sebastian Krog (GER)	40.605	12	22	38.393	13	14	31.678	13	20	1:50.676	<b>1:50.756</b>	<b>13</b>
19	28	Ricarda Neubauer (GER)	40.635	14	23	38.436	10	17	31.583	14	17	1:50.654	<b>1:50.882</b>	<b>12</b>
20	6	Maximilian Sohnius (GER)	40.057	9	12	38.451	9	18	31.842	11	27	1:50.350	<b>1:50.891</b>	<b>9</b>
21	8	Leon Langstädtler (GER)	40.530	12	20	38.825	13	23	31.515	5	16	1:50.870	<b>1:51.009</b>	<b>12</b>
22	32	Florian Neubauer (GER)	40.574	12	21	38.629	12	21	31.651	10	19	1:50.854	<b>1:51.125</b>	<b>12</b>
23	1	Tim Schmitt (GER)	40.530	12	19	38.622	12	20	31.791	10	25	1:50.943	<b>1:51.220</b>	<b>12</b>
24	11	Nicolai Kraft (GER)	40.840	13	27	39.042	12	27	31.750	12	22	1:51.632	<b>1:51.746</b>	<b>12</b>
25	20	Clarissa Miebach (GER)	40.647	8	24	38.995	6	26	31.825	9	26	1:51.467	<b>1:51.878</b>	<b>8</b>
26	50	Lucas-Victor Christiansen (DEN)	40.810	6	26	38.942	7	25	32.032	4	29	1:51.784	<b>1:52.170</b>	<b>6</b>
27	18	Christoph Gebhardt (GER)	40.863	9	28	39.482	11	30	31.712	10	21	1:52.057	<b>1:52.367</b>	<b>9</b>
28	19	Tom Günther (GER)	40.751	11	25	38.871	9	24	32.154	13	30	1:51.776	<b>1:52.397</b>	<b>13</b>
29	52	Mathias Deleuran-Larsen (DEN)	41.284	6	31	39.158	4	28	31.781	4	24	1:52.223	<b>1:52.471</b>	<b>4</b>
30	2	Lucas Geitner (GER)	41.084	10	30	40.084	8	34	32.302	7	31	1:53.470	<b>1:53.924</b>	<b>7</b>
31	33	Daniel Hauck (GER)	41.990	11	34	39.355	11	29	32.602	11	34	1:53.947	<b>1:53.947</b>	<b>11</b>
32	29	Tony Glöß (GER)	41.742	9	33	39.847	11	32	32.347	12	32	1:53.936	<b>1:54.215</b>	<b>12</b>
33	15	Yannik Tuisel (GER)	41.567	6	32	39.720	5	31	32.395	4	33	1:53.682	<b>1:54.419</b>	<b>5</b>
34	24	Marlon Schroeder (GER)	42.159	10	35	39.929	13	33	32.994	10	35	1:55.082	<b>1:55.364</b>	<b>10</b>
35	14	Giuseppe Inverso (GER)	41.017	3	29	40.482	2	35	31.940	2	28	1:53.439	<b>1:57.103</b>	<b>3</b>
36	80	Jessica Langstädtler (GER)	42.648	11	36	41.440	11	37	33.182	11	36	1:57.270	<b>1:57.270</b>	<b>11</b>
37	81	Janusch Prokop (GER)	43.022	12	37	40.722	10	36	33.644	8	37	1:57.388	<b>1:58.628</b>	<b>9</b>
38	9	Jendrik Sättele (GER)	43.628	11	38	43.685	6	38	35.055	11	38	2:02.368	<b>2:02.731</b>	<b>11</b>
39	31	Patrick Wasse (GER)												<b>0</b>

**SUPERBIKE\*IDM - 3. Lauf Oschersleben**

**14 - 16 June 2013**

**Result of the combined Qualifications - ADAC Junior Cup**

**Oschersleben - 3667 mtr.**


Pos	Nbr	Cls	PIC	Entrant Name	Motorcycle Entrant	Qual-1	Qual-2	Fastest	Gap
1	54	JC	1	Stef Racing Team <b>Stéphane Frossard</b>	Aprilia RS 125	<b>1:46.971</b>	1:47.081	<b>1:46.971</b>	
2	10	JC	2	ADAC Racing Team AMC Sachsenring e.V. <b>Christian Stange</b>	Aprilia RS 125	<b>1:47.128</b>	1:47.882	<b>1:47.128</b>	0.157
3	5	JC	3	ADAC Sachsen e.V./PZ Motorsport <b>Arnaud Friedrich</b>	Aprilia RS 125	1:47.865	<b>1:47.413</b>	<b>1:47.413</b>	0.442
4	17	JC	4	ADAC TEAM Nordbayern e.V. <b>Marc Zellhöfer</b>	Aprilia RS 125	1:47.671	<b>1:47.503</b>	<b>1:47.503</b>	0.532
5	26	JC	5	ADAC TEAM Nordbayern e.V. <b>Toni Thurmayer</b>	Aprilia RS 125	1:48.985	<b>1:47.723</b>	<b>1:47.723</b>	0.752
6	21	JC	6	ADAC TEAM Nordbayern e.V. <b>Gabriel Noderer</b>	Aprilia RS 125	<b>1:47.782</b>	1:47.925	<b>1:47.782</b>	0.811
7	27	JC	7	ADAC e.V. Ressort Motorsport <b>Jan Schmidt</b>	Aprilia RS 125	<b>1:47.867</b>	1:50.422	<b>1:47.867</b>	0.896
8	23	JC	8	ADAC Racing Team AMC Sachsenring e.V. <b>Nico Tietze</b>	Aprilia RS 125	<b>1:48.421</b>	1:48.488	<b>1:48.421</b>	1.450
9	7	JC	9	ADAC e.V. Ressort Motorsport <b>Christopher Kogelbauer</b>	Aprilia RS 125	1:48.861	<b>1:48.573</b>	<b>1:48.573</b>	1.602
10	22	JC	10	ADAC Westfalen e.V. <b>Hagen Wiedemann</b>	Aprilia RS 125	<b>1:48.817</b>	1:48.939	<b>1:48.817</b>	1.846
11	6	JC	11	ADAC e.V. Ressort Motorsport <b>Maximilian Sohnus</b>	Aprilia RS 125	<b>1:49.166</b>	1:50.891	<b>1:49.166</b>	2.195
12	51	JC	12	Swiss Racing Sports <b>Colin Rossi</b>	Aprilia RS 125	1:49.420	<b>1:49.257</b>	<b>1:49.257</b>	2.286
13	25	JC	13	ADAC Württemberg e.V. <b>Kenny Leibold</b>	Aprilia RS 125	<b>1:49.550</b>	1:50.064	<b>1:49.550</b>	2.579
14	16	JC	14	MC MC Obergimpfern/ADAC Nordbaden e.V. <b>Loris Dembski</b>	Aprilia RS 125	1:50.200	<b>1:49.600</b>	<b>1:49.600</b>	2.629
15	53	JC	15	<b>Michaël Verbrugghe</b>	Aprilia RS 125	<b>1:49.784</b>	1:50.525	<b>1:49.784</b>	2.813
16	3	JC	16	ADAC Team Südbayern e.V. <b>Matthias Meggle</b>	Aprilia RS 125	1:51.730	<b>1:50.081</b>	<b>1:50.081</b>	3.110
17	12	JC	17	ADAC Nordrhein e.V. Sport-Team <b>Sebastian Krog</b>	Aprilia RS 125	<b>1:50.169</b>	1:50.756	<b>1:50.169</b>	3.198
18	4	JC	18	Leviator RT Germany/ADAC Nordbaden e.V. <b>Lukas Tulovic</b>	Aprilia RS 125	1:52.012	<b>1:50.375</b>	<b>1:50.375</b>	3.404
19	30	JC	19	ADAC Mittelrhein e.V. <b>Nils Kastenholz</b>	Aprilia RS 125	1:52.255	<b>1:50.451</b>	<b>1:50.451</b>	3.480
20	11	JC	20	ADAC e.V. Ressort Motorsport <b>Nicolai Kraft</b>	Aprilia RS 125	<b>1:50.543</b>	1:51.746	<b>1:50.543</b>	3.572
21	52	JC	21	<b>Mathias Deleuran-Larsen</b>	Aprilia RS 125	<b>1:50.813</b>	1:52.471	<b>1:50.813</b>	3.842

Timekeeping by : RSTime by SDO / Timeservice.nl

**Publication-time**

Results and Laptimes : [www.superbike-idm.de](http://www.superbike-idm.de)

Time Printed :

Clerk of the Course  Ralph Bohnhorst	Steward	Timekeeper  Sanne van der Meer - timeservice.nl	 Deutscher Motor Sport Bund e.V.
Page 1 of 2	Results remain provisional pending technical examination and decisions from the stewards of the meeting		

**SUPERBIKE\*IDM - 3. Lauf Oschersleben**

**14 - 16 June 2013**

**Result of the combined Qualifications - ADAC Junior Cup**

**Oschersleben - 3667 mtr.**


Pos	Nbr	Cls	PIC	Entrant Name	Motorcycle Entrant	Qual-1	Qual-2	Fastest	Gap
22	28	JC	22	ADAC TEAM Nordbayern e.V. <b>Ricarda Neubauer</b>	Aprilia RS 125	<b>1:50.837</b>	1:50.882	<b>1:50.837</b>	3.866
23	32	JC	23	ADAC TEAM Nordbayern e.V. <b>Florian Neubauer</b>	Aprilia RS 125	<b>1:50.998</b>	1:51.125	<b>1:50.998</b>	4.027
24	8	JC	24	ADAC Hessen-Thüringen e.V. <b>Leon Langstädtler</b>	Aprilia RS 125	1:51.149	<b>1:51.009</b>	<b>1:51.009</b>	4.038
25	1	JC	25	ADAC Hessen-Thüringen e.V./Beinlich Raci <b>Tim Schmitt</b>	Aprilia RS 125	1:52.642	<b>1:51.220</b>	<b>1:51.220</b>	4.249
26	31	JC	26	ADAC e.V. Ressort Motorsport <b>Patrick Wasse</b>	Aprilia RS 125	<b>1:51.249</b>		<b>1:51.249</b>	4.278
27	20	JC	27	ADAC Nordrhein e.V. Sport-Team <b>Clarissa Miebach</b>	Aprilia RS 125	1:51.898	<b>1:51.878</b>	<b>1:51.878</b>	4.907
28	50	JC	28	Eggers Meat / Italian Bikestore <b>Lucas-Victor Christiansen</b>	Aprilia RS 125	1:52.814	<b>1:52.170</b>	<b>1:52.170</b>	5.199
29	18	JC	29	ADAC TEAM Nordbayern e.V. <b>Christoph Gebhardt</b>	Aprilia RS 125	1:58.858	<b>1:52.367</b>	<b>1:52.367</b>	5.396
30	19	JC	30	ADAC Sachsen e.V. <b>Tom Günther</b>	Aprilia RS 125	1:52.528	<b>1:52.397</b>	<b>1:52.397</b>	5.426
31	14	JC	31	ADAC Hessen-Thüringen e.V./Beinlich Raci <b>Giuseppe Inverso</b>	Aprilia RS 125	<b>1:53.827</b>	1:57.103	<b>1:53.827</b>	6.856
32	2	JC	32	ADAC TEAM Nordbayern e.V. <b>Lucas Geitner</b>	Aprilia RS 125	1:53.983	<b>1:53.924</b>	<b>1:53.924</b>	6.953
33	33	JC	33	ADAC TEAM Nordbayern e.V. <b>Daniel Hauck</b>	Aprilia RS 125	1:55.353	<b>1:53.947</b>	<b>1:53.947</b>	6.976
34	15	JC	34	ADAC Hessen-Thüringen e.V./MSC Rockenber <b>Yannik Tuisel</b>	Aprilia RS 125	<b>1:54.118</b>	1:54.419	<b>1:54.118</b>	7.147
35	29	JC	35	ADAC Sachsen e.V. <b>Tony GlöB</b>	Aprilia RS 125	1:55.117	<b>1:54.215</b>	<b>1:54.215</b>	7.244
36	24	JC	36	ADAC Westfalen e.V. <b>Marlon Schroeder</b>	Aprilia RS 125	2:04.343	<b>1:55.364</b>	<b>1:55.364</b>	8.393
37	80 G	JC	37	<b>Jessica Langstädtler</b>	Aprilia RS 125	<b>1:55.695</b>	1:57.270	<b>1:55.695</b>	8.724
38	81 G	JC	38	<b>Janusch Prokop</b>	Aprilia RS 125	1:58.946	<b>1:58.628</b>	<b>1:58.628</b>	11.657
39	9	JC	39	ADAC Württemberg e.V. <b>Jendrik Sättele</b>	Aprilia RS 125	2:05.050	<b>2:02.731</b>	<b>2:02.731</b>	15.760

Timekeeping by : RSTime by SDO / Timeservice.nl

**Publication-time**

Results and Laptimes : [www.superbike-idm.de](http://www.superbike-idm.de)

Time Printed :

Clerk of the Course  Ralph Bohnhorst	Steward	Timekeeper  Sanne van der Meer - timeservice.nl	 Deutscher Motor Sport Bund e.V.
Page 2 of 2	Results remain provisional pending technical examination and decisions from the stewards of the meeting		

**Result of ADAC Junior Cup - Rennen**

**14 - 16 June 2013**  
**Oschersleben - 3667 mtr.**


Pos	Cls	Nbr	Entrant Name	Nat. City	Car Tyres	Gap	Diff	Best Lapttime Km/h	in lap	Race Time Km/h
1	5		ADAC Sachsen e.V./PZ Motorsport <b>Arnaud Friedrich</b>	Limbach-O./OT Bräu	Aprilia RS 125	-- 15 laps --		1:46.772 123.64	5	27:01.622 122.11
2	26		ADAC TEAM Nordbayern e.V. <b>Toni Thurmayer</b>	Stockstadt	Aprilia RS 125	6.347	6.347	1:47.260 123.08	4	27:07.969 121.63
3	7		ADAC e.V. Ressort Motorsport <b>Christopher Kogelbauer</b>	Langenfeld	Aprilia RS 125	6.548	0.201	1:47.131 123.22	4	27:08.170 121.61
4	17		ADAC TEAM Nordbayern e.V. <b>Marc Zellhöfer</b>	Fürth	Aprilia RS 125	6.611	0.063	1:47.291 123.04	4	27:08.233 121.61
5	21		ADAC TEAM Nordbayern e.V. <b>Gabriel Noderer</b>	Thalmässing	Aprilia RS 125	10.894	4.283	1:47.180 123.17	4	27:12.516 121.29
6	23		ADAC Racing Team AMC Sachsenring e.V. <b>Nico Tietze</b>	Lichtenau/OT Ottenc	Aprilia RS 125	12.310	1.416	1:47.613 122.67	15	27:13.932 121.19
7	22		ADAC Westfalen e.V. <b>Hagen Wiedemann</b>	Everswinkel	Aprilia RS 125	13.503	1.193	1:47.620 122.66	13	27:15.125 121.10
8	4		Leviort RT Germany/ADAC Nordbaden e.V. <b>Lukas Tulovic</b>	Eberbach	Aprilia RS 125	17.574	4.071	1:47.985 122.25	11	27:19.196 120.80
9	53		<b>Michaël Verbrugge</b>	Kessel	Aprilia RS 125	17.682	0.108	1:47.515 122.78	11	27:19.304 120.79
10	27		ADAC e.V. Ressort Motorsport <b>Jan Schmidt</b>	Büdingen	Aprilia RS 125	17.893	0.211	1:48.015 122.22	12	27:19.515 120.77
11	28		ADAC TEAM Nordbayern e.V. <b>Ricarda Neubauer</b>	Bad Windsheim	Aprilia RS 125	40.482	22.589	1:49.151 120.94	15	27:42.104 119.13
12	52		<b>Mathias Deleuran-Larsen</b>	Billund	Aprilia RS 125	40.667	0.185	1:48.971 121.14	13	27:42.289 119.12
13	16		MC MC Obergimpfern/ADAC Nordbaden e.V. <b>Loris Dembski</b>	Bad Rappenau - Obe	Aprilia RS 125	40.827	0.160	1:48.935 121.18	12	27:42.449 119.11
14	51		Swiss Racing Sports <b>Colin Rossi</b>	Winterthur	Aprilia RS 125	41.177	0.350	1:49.044 121.06	13	27:42.799 119.08
15	12		ADAC Nordrhein e.V. Sport-Team <b>Sebastian Krog</b>	Bonn	Aprilia RS 125	55.960	14.783	1:50.648 119.31	13	27:57.582 118.03
16	32		ADAC TEAM Nordbayern e.V. <b>Florian Neubauer</b>	Bad Windsheim	Aprilia RS 125	56.364	0.404	1:50.254 119.73	10	27:57.986 118.00
17	11		ADAC e.V. Ressort Motorsport <b>Nicolai Kraft</b>	Hockenheim	Aprilia RS 125	59.570	3.206	1:50.204 119.79	9	28:01.192 117.78
18	31		ADAC e.V. Ressort Motorsport <b>Patrick Wasse</b>	Schmitten	Aprilia RS 125	59.659	0.089	1:50.347 119.63	10	28:01.281 117.77
19	1		ADAC Hessen-Thüringen e.V./Beinlich Raci <b>Tim Schmitt</b>	Aschaffenburg	Aprilia RS 125	1:00.025	0.366	1:50.446 119.53	8	28:01.647 117.75
20	8		ADAC Hessen-Thüringen e.V. <b>Leon Langstädtler</b>	Idstein	Aprilia RS 125	1:02.258	2.233	1:49.949 120.07	15	28:03.880 117.59
21	50		Eggers Meat / Italian Bikestore <b>Lucas-Victor Christiansen</b>	Copenhagen	Aprilia RS 125	1:02.286	0.028	1:49.406 120.66	14	28:03.908 117.59
22	20		ADAC Nordrhein e.V. Sport-Team <b>Clarissa Miebach</b>	Bergisch Gladbach	Aprilia RS 125	1:03.189	0.903	1:49.478 120.58	15	28:04.811 117.53
23	25		ADAC Württemberg e.V. <b>Kenny Leibold</b>	Schlierbach	Aprilia RS 125	1:04.121	0.932	1:47.846 122.41	11	28:05.743 117.46
24	2		ADAC TEAM Nordbayern e.V. <b>Lucas Geitner</b>	Wernberg	Aprilia RS 125	1:20.725	16.604	1:51.520 118.38	9	28:22.347 116.32
25	19		ADAC Sachsen e.V. <b>Tom Günther</b>	Gersdorf	Aprilia RS 125	1:21.286	0.561	1:51.385 118.52	15	28:22.908 116.28

Fastest time : 1:46.332 in lap 9 by nbr. 10 : Christian Stange (Aprilia)

TIMEKEEPING

Publication-time

Results and Laptimes : [www.superbike-idm.de](http://www.superbike-idm.de) Time Printed :

Clerk of the Course  Ralph Bohnhorst	Steward	Timekeeper  Sanne van der Meer - timeservice.nl	 Deutscher Motor Sport Bund e.V.
Page 1 of 2 Results remain provisional pending technical examination and decisions from the stewards of the meeting			

**SUPERBIKE\*IDM - 3. Lauf Oschersleben**

**Result of ADAC Junior Cup - Rennen**

**14 - 16 June 2013**  
**Oschersleben - 3667 mtr.**

Pos	Cls	Nbr	Entrant Name	Nat. City	Car Tyres	Gap	Diff	Best Laptime Km/h	in lap	Race Time Km/h
26		29	ADAC Sachsen e.V. <b>Tony Glöß</b>	Chemnitz	Aprilia RS 125	-- 14 laps --	33.205	1:54.166 115.63	11	27:04.728 113.75
27		3	ADAC Team Südbayern e.V. <b>Matthias Meggle</b>	Reicholzried	Aprilia RS 125	13.481	13.481	1:48.460 121.71	7	27:18.209 112.81
28		81 G	<b>Janusch Prokop</b>	Reichenbach	Aprilia RS 125	35.718	22.237	1:55.541 114.26	10	27:40.446 111.30
29		30	ADAC Mittelrhein e.V. <b>Nils Kastenholz</b>	Wershofen	Aprilia RS 125	1:26.608	50.890	1:52.395 117.45	4	28:31.336 107.99
30		9	ADAC Württemberg e.V. <b>Jendrik Sättele</b>	Balingen	Aprilia RS 125	1:46.942	20.334	2:00.342 109.70	10	28:51.670 106.72
31		54	Stef Racing Team <b>Stéphane Frossard</b>	Courgenay	Aprilia RS 125	-- 13 laps --	1:25.586	1:47.009 123.37	4	28:13.446 101.34
<b>NOT CLASSIFIED Classification Limit (75% of 15 laps) = 11 laps</b>										
DNF		15	ADAC Hessen-Thüringen e.V./MSC Rockenber <b>Yannik Tuisel</b>	Gladenbach	Aprilia RS 125	12 laps		1:53.761 116.04	4	23:14.679 113.58
DNF		10	ADAC Racing Team AMC Sachsenring e.V. <b>Christian Stange</b>	Heidenau	Aprilia RS 125	9 laps		1:46.332 124.15	9	16:13.746 122.01
DNF		14	ADAC Hessen-Thüringen e.V./Beinlich Raci <b>Giuseppe Inverso</b>	Bad Vilbel	Aprilia RS 125	9 laps	16.422	1:48.447 121.73	3	16:30.168 119.99
DNF		24	ADAC Westfalen e.V. <b>Marlon Schroeder</b>	Datteln	Aprilia RS 125	5 laps	32.310	1:54.578 115.22	5	9:47.840 112.28
DNF		18	ADAC TEAM Nordbayern e.V. <b>Christoph Gebhardt</b>	Neunkirchen	Aprilia RS 125	3 laps		1:52.625 117.21	3	5:53.970 111.88
DNF		6	ADAC e.V. Ressort Motorsport <b>Maximilian Sohnus</b>	Hausham	Aprilia RS 125	2 laps		1:48.489 121.68	2	3:45.623 117.01
DNF		33	ADAC TEAM Nordbayern e.V. <b>Daniel Hauck</b>	Veitshöchheim	Aprilia RS 125	1 laps	10.816	2:02.894 107.42	1	2:07.950 103.17
DNF		80 G	<b>Jessica Langstädtler</b>	Idstein	Aprilia RS 125	0 laps			0	

STARTED: 39

CLASSIFIED: 31


NOT CLASSIFIED: 8

Fastest time : 1:46.332 in lap 9 by nbr. 10 : Christian Stange (Aprilia)

TIMEKEEPING

Publication-time

Results and Laptimes : [www.superbike-idm.de](http://www.superbike-idm.de) Time Printed :

Clerk of the Course  Ralph Bohnhorst	Steward	Timekeeper  Sanne van der Meer - timeservice.nl	 Deutscher Motor Sport Bund e.V.
Page 2 of 2	Results remain provisional pending technical examination and decisions from the stewards of the meeting		

## SUPERBIKE\*IDM - 3. Lauf Oschersleben

ADAC Junior Cup - Rennen

14 - 16 June 2013

Laps and Sector Times

Oschersleben - 3667 mtr.

1 Tim Schmitt						Aprilia RS 125					
1	46.438	40.771	135.0	32.464	1:59.673	9	40.656	38.557	135.2	31.441	1:50.654
2	40.930	39.716	<b>136.5</b>	32.082	1:52.728	10	40.723	38.578	134.8	31.378	1:50.679
3	41.124	38.948	135.3	32.242	1:52.314	11	41.261	39.016	134.5	31.679	1:51.956
4	40.413	38.925	136.0	31.852	1:51.190	12	40.488	38.610	134.2	31.698	1:50.796
5	<b>40.187</b>	38.920	136.0	31.706	1:50.813	13	40.780	38.783	133.5	31.551	1:51.114
6	40.509	38.742	131.7	<b>31.335</b>	1:50.586	14	40.686	39.187	131.9	31.691	1:51.564
7	40.566	<b>38.334</b>	136.2	32.157	1:51.057	15	40.809	38.851	131.5	31.962	1:51.622
8	40.401	38.490	134.2	31.555	<b>1:50.446</b>	16					

2 Lucas Geitner						Aprilia RS 125					
1	46.862	41.990	139.9	32.992	2:01.844	9	40.317	39.493	138.3	<b>31.710</b>	<b>1:51.520</b>
2	41.271	40.667	140.3	32.429	1:54.367	10	40.259	39.512	138.8	32.293	1:52.064
3	40.649	39.768	140.1	32.250	1:52.667	11	40.699	<b>39.275</b>	139.4	32.054	1:52.028
4	40.642	39.780	<b>140.3</b>	32.327	1:52.749	12	40.326	39.619	138.1	32.625	1:52.570
5	40.288	39.944	<b>141.5</b>	31.868	1:52.100	13	40.678	39.890	137.6	32.209	1:52.777
6	40.477	39.796	141.2	32.123	1:52.396	14	40.605	40.263	137.8	32.363	1:53.231
7	<b>40.233</b>	39.772	140.4	32.170	1:52.175	15	40.797	40.023	137.8	31.895	1:52.715
8	40.637	39.614	136.0	32.231	1:52.482	16					

3 Matthias Meggle						Aprilia RS 125					
1	45.010	39.445	141.0	31.440	1:55.895	8	39.784	38.149	141.0	30.934	1:48.867
2	39.678	38.839	141.0	31.386	1:49.903	9	40.343	38.582	135.2	30.835	1:49.760
3	39.702	38.030	141.0	31.027	1:48.759	10	1:27.194	42.954	126.9	35.399	2:45.547
4	39.503	38.084	<b>141.4</b>	31.262	1:48.849	11	44.799	42.222	125.1	35.315	2:02.336
5	<b>39.489</b>	37.980	140.6	31.176	1:48.645	12	43.626	41.324	129.8	34.211	1:59.161
6	39.854	<b>37.951</b>	135.8	<b>30.820</b>	1:48.625	13	44.525	42.846	122.4	35.685	2:03.056
7	39.557	38.059	139.5	30.844	<b>1:48.460</b>	14	42.526	41.359	127.4	33.675	1:57.560

4 Lukas Tulovic						Aprilia RS 125					
1	45.204	38.808	140.3	31.534	1:55.546	9	39.699	37.640	139.2	<b>30.932</b>	1:48.271
2	39.684	38.611	<b>141.7</b>	31.283	1:49.578	10	39.635	37.760	137.9	31.257	1:48.652
3	39.624	37.781	139.2	31.208	1:48.613	11	<b>39.382</b>	<b>37.526</b>	139.2	31.077	<b>1:47.985</b>
4	39.508	38.144	140.3	31.173	1:48.825	12	39.475	37.784	139.0	31.205	1:48.464
5	39.587	37.946	139.0	31.233	1:48.766	13	39.391	37.702	140.4	31.377	1:48.470
6	39.666	37.698	139.5	31.056	1:48.420	14	39.399	37.712	138.8	31.045	1:48.156
7	39.682	37.669	137.9	31.115	1:48.466	15	39.809	37.927	137.4	31.086	1:48.822
8	39.913	37.845	138.5	31.032	1:48.790	16					

5 Arnaud Friedrich						Aprilia RS 125					
1		38.055	<b>140.3</b>	31.046	1:55.232	9	39.305	37.247	137.8	30.410	1:46.962
2	39.461	37.781	140.1	30.776	1:48.018	10	39.085	37.253	138.1	30.734	1:47.072
3	39.062	37.329	139.9	30.867	1:47.258	11	39.616	37.786	137.8	30.840	1:48.242
4	39.595	37.401	134.2	<b>30.067</b>	1:47.063	12	39.298	37.395	138.6	30.679	1:47.372
5	<b>39.034</b>	<b>37.233</b>	139.0	30.505	<b>1:46.772</b>	13	39.272	37.386	138.6	30.578	1:47.236
6	39.284	37.300	138.8	30.523	1:47.107	14	40.655	38.306	125.9	30.685	1:49.646
7	39.351	37.366	136.9	30.684	1:47.401	15	39.429	38.377	138.5	30.718	1:48.524
8	39.718	37.387	137.1	30.612	1:47.717	16					

6 Maximilian Sohnius						Aprilia RS 125					
1	45.024	38.582	<b>140.4</b>	31.255	1:54.861	2	<b>39.579</b>	<b>38.046</b>	<b>140.4</b>	<b>30.864</b>	<b>1:48.489</b>



**SUPERBIKE\*IDM - 3. Lauf Oschersleben**

**ADAC Junior Cup - Rennen**

**14 - 16 June 2013**

**Laps and Sector Times**

**Oschersleben - 3667 mtr.**

7 Christopher Kogelbauer						Aprilia RS 125					
1	44.817	38.138	140.1	31.451	1:54.406	9	39.179	37.380	139.2	30.900	1:47.459
2	39.526	37.715	141.2	31.226	1:48.467	10	39.553	37.388	138.3	31.346	1:48.287
3	39.252	37.508	140.6	30.895	1:47.655	11	39.244	37.529	139.4	31.170	1:47.943
4	<b>39.071</b>	37.328	<b>142.9</b>	30.732	<b>1:47.131</b>	12	39.542	37.475	139.5	30.955	1:47.972
5	39.475	37.555	140.6	31.181	1:48.211	13	39.227	37.440	138.8	31.647	1:48.314
6	39.607	<b>37.288</b>	140.1	30.734	1:47.629	14	39.701	37.325	140.3	31.006	1:48.032
7	39.371	37.900	140.8	<b>30.700</b>	1:47.971	15	39.354	37.434	139.4	30.944	1:47.732
8	39.659	38.128	139.5	31.104	1:48.891	16					

8 Leon Langstädtler						Aprilia RS 125					
1	47.340	41.778	135.3	33.000	2:02.118	9	40.381	38.783	136.2	31.425	1:50.589
2	41.514	40.443	138.3	32.478	1:54.435	10	40.453	38.637	136.4	31.524	1:50.614
3	41.196	39.086	137.8	32.348	1:52.630	11	40.865	38.602	135.7	31.679	1:51.146
4	41.107	39.217	<b>139.0</b>	32.454	1:52.778	12	40.263	39.238	136.2	31.460	1:50.961
5	40.537	38.677	137.4	31.412	1:50.626	13	40.202	38.934	135.8	31.347	1:50.483
6	40.414	<b>38.445</b>	137.6	31.896	1:50.755	14	40.377	38.780	135.3	31.355	1:50.512
7	40.259	38.541	138.3	<b>31.277</b>	1:50.077	15	<b>40.069</b>	38.577	135.7	31.303	<b>1:49.949</b>
8	40.280	39.394	135.0	31.937	1:51.611	16					

9 Jendrik Sättele						Aprilia RS 125					
1	48.105	43.935	135.7	35.558	2:07.598	8	43.589	43.429	135.7	35.225	2:02.243
2	43.838	44.308	135.3	35.695	2:03.841	9	43.238	45.296	133.5	35.304	2:03.838
3	44.321	43.478	134.0	35.859	2:03.658	10	42.680	<b>42.818</b>	135.0	34.844	<b>2:00.342</b>
4	44.448	44.709	132.8	37.060	2:06.217	11	42.422	43.479	135.2	35.054	2:00.955
5	43.928	45.024	134.0	35.301	2:04.253	12	43.596	43.397	131.7	<b>34.696</b>	2:01.689
6	43.810	43.762	<b>136.0</b>	35.505	2:03.077	13	<b>42.290</b>	44.141	134.3	35.019	2:01.450
7	44.021	43.500	133.3	35.243	2:02.764	14	44.297	44.726	131.2	34.787	2:03.810

10 Christian Stange						Aprilia RS 125					
1		38.188	<b>140.4</b>	31.170	1:55.165	6	39.477	37.371	135.7	30.417	1:47.265
2	39.757	37.707	139.4	30.894	1:48.358	7	39.430	37.218	135.2	30.329	1:46.977
3	39.589	37.348	140.1	30.546	1:47.483	8	39.322	37.332	136.4	30.168	1:46.822
4	39.949	37.245	136.7	30.745	1:47.939	9	39.231	<b>36.936</b>	136.5	<b>30.165</b>	<b>1:46.332</b>
5	39.645	37.153	139.0	30.607	1:47.405	10					

11 Nicolai Kraft						Aprilia RS 125					
1	46.523	40.538	137.8	32.812	1:59.873	9	<b>40.190</b>	38.508	<b>137.9</b>	31.506	<b>1:50.204</b>
2	41.266	39.285	<b>137.9</b>	32.919	1:53.470	10	40.362	38.474	136.4	31.515	1:50.351
3	40.776	38.888	136.0	31.821	1:51.485	11	41.237	38.687	135.8	31.677	1:51.601
4	40.492	38.747	137.1	31.702	1:50.941	12	40.819	38.670	134.7	31.595	1:51.084
5	40.616	38.912	137.2	31.703	1:51.231	13	40.806	38.741	135.0	31.614	1:51.161
6	41.106	38.889	137.6	<b>31.482</b>	1:51.477	14	40.690	39.046	133.5	31.774	1:51.510
7	40.608	<b>38.403</b>	<b>137.9</b>	31.949	1:50.960	15	40.773	38.925	133.8	31.720	1:51.418
8	40.669	38.571	135.5	31.571	1:50.811	16					

12 Sebastian Krog						Aprilia RS 125					
1	46.306	39.467	137.4	32.357	1:58.130	9	40.672	38.613	134.3	31.817	1:51.102
2	40.642	39.167	<b>137.8</b>	31.963	1:51.772	10	40.997	38.579	134.0	32.039	1:51.615
3	40.480	38.536	136.4	32.018	1:51.034	11	40.814	38.527	134.8	31.809	1:51.150
4	<b>40.392</b>	38.740	135.8	31.870	1:51.002	12	40.419	38.763	134.7	31.904	1:51.086
5	40.945	38.649	136.9	31.820	1:51.414	13	40.859	<b>38.412</b>	135.0	<b>31.377</b>	<b>1:50.648</b>
6	40.708	38.513	136.7	31.604	1:50.825	14	40.540	38.680	133.7	31.746	1:50.966
7	40.662	38.653	134.8	31.908	1:51.223	15	40.707	38.515	133.5	31.692	1:50.914

## SUPERBIKE\*IDM - 3. Lauf Oschersleben

ADAC Junior Cup - Rennen

14 - 16 June 2013

Laps and Sector Times

Oschersleben - 3667 mtr.

8	40.890	38.633	134.7	31.961	1:51.484	16				
---	--------	--------	-------	--------	----------	----	--	--	--	--

<b>14</b>	<b>Giuseppe Inverso</b>					<b>Aprilia RS 125</b>					
1	44.205	39.072	135.0	31.716	1:54.993	6	<b>39.479</b>	38.077	137.4	30.920	1:48.476
2	40.145	38.359	132.8	<b>30.850</b>	1:49.354	7	39.727	38.218	135.5	31.002	1:48.947
3	39.631	37.938	136.4	30.878	<b>1:48.447</b>	8	39.745	<b>37.776</b>	136.7	31.069	1:48.590
4	39.588	38.124	137.1	31.264	1:48.976	9	39.776	37.924	135.5	30.925	1:48.625
5	39.584	38.162	<b>137.8</b>	31.130	1:48.876	10					

<b>15</b>	<b>Yannik Tuisel</b>					<b>Aprilia RS 125</b>					
1	47.671	41.748	134.0	33.043	2:02.462	7	42.049	40.071	130.9	32.810	1:54.930
2	42.709	40.479	<b>134.2</b>	32.785	1:55.973	8	42.014	40.119	129.5	32.986	1:55.119
3	42.150	39.895	132.8	32.751	1:54.796	9	42.014	40.786	131.2	32.696	1:55.496
4	<b>41.259</b>	<b>39.742</b>	133.5	32.760	<b>1:53.761</b>	10	42.010	40.184	130.9	<b>32.534</b>	1:54.728
5	41.917	40.058	131.7	32.702	1:54.677	11	41.775	40.089	131.1	33.840	1:55.704
6	41.933	40.244	132.4	32.539	1:54.716	12	42.180	41.396	114.3	32.985	1:56.561

<b>16</b>	<b>Loris Dembski</b>					<b>Aprilia RS 125</b>					
1	46.887	40.012	137.6	32.602	1:59.501	9	40.291	38.271	136.9	31.266	1:49.828
2	40.979	38.978	139.5	31.921	1:51.878	10	40.165	38.424	137.2	31.612	1:50.201
3	40.562	38.377	139.5	31.662	1:50.601	11	40.345	38.191	135.7	31.865	1:50.401
4	40.100	38.838	136.5	31.613	1:50.551	12	39.807	38.052	<b>139.9</b>	31.076	<b>1:48.935</b>
5	40.074	38.092	138.6	<b>30.902</b>	1:49.068	13	40.239	<b>37.856</b>	135.0	31.290	1:49.385
6	40.045	38.448	137.6	31.521	1:50.014	14	40.292	38.416	137.2	31.298	1:50.006
7	40.191	38.822	136.5	31.410	1:50.423	15	<b>39.762</b>	38.020	135.0	31.416	1:49.198
8	40.230	38.124	137.9	31.439	1:49.793	16					

<b>17</b>	<b>Marc Zellhöfer</b>					<b>Aprilia RS 125</b>					
1		38.225	139.4	30.964	1:54.856	9	39.642	<b>37.021</b>	139.9	30.661	1:47.324
2	39.773	37.720	138.8	30.802	1:48.295	10	39.732	37.221	140.3	31.261	1:48.214
3	39.800	37.758	139.7	30.580	1:48.138	11	39.653	37.286	<b>142.3</b>	31.065	1:48.004
4	39.574	37.234	138.6	<b>30.483</b>	<b>1:47.291</b>	12	39.776	37.424	140.1	30.817	1:48.017
5	39.655	37.620	138.6	30.896	1:48.171	13	39.736	37.088	138.5	30.994	1:47.818
6	39.682	37.820	140.3	30.696	1:48.198	14	<b>39.311</b>	37.390	138.1	31.323	1:48.024
7	39.900	37.405	138.6	31.232	1:48.537	15	39.870	37.511	136.9	30.625	1:48.006
8	40.198	37.809	139.7	31.333	1:49.340	16					

<b>18</b>	<b>Christoph Gebhardt</b>					<b>Aprilia RS 125</b>					
1	46.883	42.142	136.4	33.010	2:02.035	3	41.110	<b>39.229</b>	138.1	<b>32.286</b>	<b>1:52.625</b>
2	41.529	40.370	<b>136.5</b>	32.492	1:54.391	4					

<b>19</b>	<b>Tom Günther</b>					<b>Aprilia RS 125</b>					
1	47.647	41.888	132.8	33.359	2:02.894	9	<b>40.439</b>	39.520	133.5	32.233	1:52.192
2	41.144	40.388	<b>135.7</b>	33.129	1:54.661	10	40.954	38.935	132.8	<b>31.937</b>	1:51.826
3	41.051	38.901	132.4	32.721	1:52.673	11	40.622	39.088	134.2	32.206	1:51.916
4	40.947	<b>38.543</b>	132.5	32.237	1:51.727	12	40.794	38.941	131.5	34.051	1:53.786
5	40.585	39.273	133.5	32.162	1:52.020	13	41.834	39.454	131.2	32.146	1:53.434
6	40.889	38.984	132.4	32.402	1:52.275	14	41.211	38.878	130.0	32.403	1:52.492
7	40.923	38.803	132.8	32.267	1:51.993	15	40.759	38.626	131.9	32.000	<b>1:51.385</b>
8	40.772	39.718	131.1	31.954	1:52.444	16					

<b>20</b>	<b>Clarissa Miebach</b>					<b>Aprilia RS 125</b>					
1	46.596	40.876	135.0	33.096	2:00.568	9	40.761	38.550	137.1	31.853	1:51.164

## SUPERBIKE\*IDM - 3. Lauf Oschersleben

### ADAC Junior Cup - Rennen

14 - 16 June 2013

### Laps and Sector Times

Oschersleben - 3667 mtr.

2	41.745	39.587	135.2	32.663	1:53.995	10	40.225	<b>38.185</b>	<b>137.2</b>	31.856	1:50.266
3	40.804	39.283	134.3	33.109	1:53.196	11	40.791	38.310	131.5	32.334	1:51.435
4	41.058	39.437	134.2	32.471	1:52.966	12	<b>39.954</b>	38.840	136.0	31.452	1:50.246
5	41.087	38.940	133.8	31.888	1:51.915	13	40.455	38.642	135.5	32.925	1:52.022
6	41.234	38.397	134.7	31.987	1:51.618	14	40.164	38.610	136.2	31.457	1:50.231
7	40.611	38.948	134.7	31.503	1:51.062	15	40.045	38.329	135.3	<b>31.104</b>	<b>1:49.478</b>
8	40.414	38.560	134.7	31.395	1:50.369	16					

21	Gabriel Noderer					Aprilia RS 125					
1	45.287	38.151	137.8	31.275	1:54.713	9	39.751	37.373	138.6	30.763	1:47.887
2	39.763	37.622	137.9	31.266	1:48.651	10	39.463	<b>37.085</b>	136.2	31.192	1:47.740
3	39.315	37.382	137.9	31.009	1:47.706	11	39.792	37.688	138.1	30.901	1:48.381
4	<b>39.144</b>	37.365	138.8	30.671	<b>1:47.180</b>	12	39.979	37.704	137.2	30.945	1:48.628
5	39.444	37.410	<b>139.0</b>	31.369	1:48.223	13	39.604	37.766	135.8	30.920	1:48.290
6	39.687	37.357	137.6	<b>30.532</b>	1:47.576	14	39.742	37.834	134.2	31.268	1:48.844
7	39.519	37.868	137.2	31.099	1:48.486	15	40.302	37.844	132.7	31.573	1:49.719
8	39.789	38.067	135.8	30.874	1:48.730	16					

22	Hagen Wiedemann					Aprilia RS 125					
1	45.496	38.824	<b>138.6</b>	31.043	1:55.363	9	40.057	37.513	135.5	30.801	1:48.371
2	39.471	38.059	138.1	31.248	1:48.778	10	39.838	<b>37.277</b>	133.7	31.260	1:48.375
3	39.426	37.847	137.1	31.245	1:48.518	11	39.523	37.488	136.4	31.442	1:48.453
4	<b>39.252</b>	37.939	136.9	31.389	1:48.580	12	39.674	37.341	134.3	<b>30.640</b>	1:47.655
5	39.254	37.609	135.8	31.485	1:48.348	13	39.555	37.377	134.0	30.688	<b>1:47.620</b>
6	39.777	37.865	133.7	31.241	1:48.883	14	39.563	37.345	134.0	31.026	1:47.934
7	39.663	37.713	132.7	31.525	1:48.901	15	39.563	38.148	134.0	30.762	1:48.473
8	39.893	37.733	137.6	30.781	1:48.407	16					

23	Nico Tietze					Aprilia RS 125					
1	45.606	38.521	<b>140.4</b>	31.671	1:55.798	9	39.981	37.659	136.4	31.009	1:48.649
2	39.517	37.823	139.0	31.426	1:48.766	10	39.240	37.545	135.5	31.468	1:48.253
3	39.458	37.908	138.1	30.975	1:48.341	11	39.282	37.527	136.5	31.085	1:47.894
4	39.501	37.648	135.2	31.305	1:48.454	12	39.311	37.563	136.5	30.907	1:47.781
5	39.461	37.752	136.5	32.031	1:49.244	13	39.401	<b>37.498</b>	135.8	30.968	1:47.867
6	39.971	37.622	138.5	31.204	1:48.797	14	39.328	37.594	135.3	<b>30.815</b>	1:47.737
7	39.737	37.704	137.2	31.295	1:48.736	15	<b>39.237</b>	37.514	136.9	30.862	<b>1:47.613</b>
8	39.713	37.557	135.2	30.914	1:48.184	16					

24	Marlon Schroeder					Aprilia RS 125					
1	46.645	41.663	129.7	33.242	2:01.550	4	42.278	40.167	129.3	33.204	1:55.649
2	<b>41.888</b>	40.400	<b>131.4</b>	33.052	1:55.340	5	41.975	39.831	128.7	<b>32.772</b>	<b>1:54.578</b>
3	41.954	<b>39.761</b>	130.0	33.339	1:55.054	6					

25	Kenny Leibold					Aprilia RS 125					
1	44.832	39.093	137.8	31.411	1:55.336	9	39.427	37.802	137.4	<b>30.753</b>	1:47.982
2	39.684	38.435	137.9	31.206	1:49.325	10	40.313	37.578	135.7	31.189	1:49.080
3	39.820	38.165	135.5	31.318	1:49.303	11	39.374	<b>37.497</b>	137.4	30.975	<b>1:47.846</b>
4	39.713	38.328	135.2	31.303	1:49.344	12	39.578	37.580	137.8	31.090	1:48.248
5	39.846	37.993	<b>138.1</b>	31.299	1:49.138	13	39.673	39.423	136.9	31.234	1:50.330
6	39.510	38.033	136.7	30.865	1:48.408	14	1:13.579	43.454	92.9	32.580	2:29.613
7	<b>39.316</b>	37.518	135.7	31.221	1:48.055	15	41.849	38.558	135.3	31.467	1:51.874
8	39.914	37.745	137.4	31.357	1:49.016	16					

## SUPERBIKE\*IDM - 3. Lauf Oschersleben

### ADAC Junior Cup - Rennen

14 - 16 June 2013

### Laps and Sector Times

Oschersleben - 3667 mtr.

26 Toni Thurmayer					Aprilia RS 125						
1	45.120	37.949	137.2	31.283	1:54.352	9	39.450	37.055	135.7	30.869	1:47.374
2	39.934	37.336	137.4	31.003	1:48.273	10	39.495	37.429	135.7	31.275	1:48.199
3	39.776	<b>37.005</b>	137.2	31.025	1:47.806	11	39.605	37.157	137.6	31.249	1:48.011
4	39.604	37.062	<b>137.8</b>	<b>30.594</b>	<b>1:47.260</b>	12	39.720	37.193	135.8	30.826	1:47.739
5	39.523	37.493	136.0	31.014	1:48.030	13	<b>39.357</b>	37.458	134.7	31.306	1:48.121
6	39.642	37.361	136.9	30.778	1:47.781	14	39.686	37.115	134.8	30.830	1:47.631
7	39.971	37.478	135.5	30.909	1:48.358	15	40.147	37.410	126.9	30.629	1:48.186
8	40.153	38.053	137.2	31.264	1:49.470	16					

27 Jan Schmidt					Aprilia RS 125						
1	45.406	38.260	138.5	31.345	1:55.011	9	39.909	37.586	137.9	30.942	1:48.437
2	39.685	37.804	139.2	31.269	1:48.758	10	39.851	37.449	137.4	31.122	1:48.422
3	39.706	37.884	137.6	31.303	1:48.893	11	39.600	37.577	138.1	31.239	1:48.416
4	39.651	37.772	137.4	31.590	1:49.013	12	<b>39.535</b>	<b>37.336</b>	136.9	31.144	<b>1:48.015</b>
5	39.760	37.396	<b>139.4</b>	31.971	1:49.127	13	40.044	37.576	136.7	31.351	1:48.971
6	39.658	37.421	138.8	31.286	1:48.365	14	39.931	38.030	135.7	31.062	1:49.023
7	39.790	37.597	137.9	31.334	1:48.721	15	40.008	37.959	135.7	31.407	1:49.374
8	39.995	38.339	135.8	<b>30.842</b>	1:49.176	16					

28 Ricarda Neubauer					Aprilia RS 125						
1	45.687	39.094	<b>137.6</b>	32.430	1:57.211	9	40.316	38.339	136.0	<b>30.989</b>	1:49.644
2	40.235	38.592	137.1	31.475	1:50.302	10	40.719	38.425	135.2	31.070	1:50.214
3	41.067	38.558	134.7	31.623	1:51.248	11	40.170	38.109	133.8	31.261	1:49.540
4	40.637	38.591	134.3	31.543	1:50.771	12	40.209	38.064	134.2	31.269	1:49.542
5	40.714	38.320	134.3	31.816	1:50.850	13	40.206	<b>37.840</b>	133.8	31.240	1:49.286
6	40.690	38.310	136.7	31.393	1:50.393	14	40.559	38.378	133.0	31.031	1:49.968
7	40.337	38.401	135.8	31.379	1:50.117	15	<b>40.086</b>	38.039	131.7	31.026	<b>1:49.151</b>
8	40.647	38.229	136.9	31.339	1:50.215	16					

29 Tony Glöß					Aprilia RS 125						
1	47.678	42.238	131.4	33.200	2:03.116	8	42.639	40.242	127.7	32.973	1:55.854
2	42.255	40.232	<b>132.5</b>	33.043	1:55.530	9	42.295	40.308	128.1	32.837	1:55.440
3	42.243	39.928	130.3	32.862	1:55.033	10	42.110	40.042	128.6	32.644	1:54.796
4	42.493	39.921	130.3	32.960	1:55.374	11	41.994	39.746	128.9	<b>32.426</b>	<b>1:54.166</b>
5	42.380	39.638	129.0	32.973	1:54.991	12	42.688	40.258	129.3	32.774	1:55.720
6	<b>41.894</b>	39.552	130.8	33.235	1:54.681	13	42.287	40.261	125.6	32.531	1:55.079
7	42.341	<b>39.511</b>	128.7	32.986	1:54.838	14	42.158	39.960	127.4	32.681	1:54.799

30 Nils Kastenholz					Aprilia RS 125						
1	47.475	43.589	132.2	33.693	2:04.757	8	Out	40.554	132.7	32.436	3:23.221
2	41.132	39.517	136.5	32.308	1:52.957	9	41.407	39.798	134.3	32.393	1:53.598
3	<b>40.583</b>	39.175	<b>137.4</b>	32.896	1:52.654	10	40.889	39.586	135.3	32.284	1:52.759
4	40.902	39.324	136.2	32.169	<b>1:52.395</b>	11	40.957	39.501	134.2	32.158	1:52.616
5	40.992	<b>39.173</b>	134.7	32.258	1:52.423	12	40.989	39.461	133.8	32.556	1:53.006
6	41.322	39.247	135.3	<b>32.008</b>	1:52.577	13	41.101	39.679	133.0	32.268	1:53.048
7	40.912	45.1	40.030	134.8	In	14	41.164	39.953	132.4	32.866	1:53.983

31 Patrick Wasse					Aprilia RS 125						
1	45.998	40.080	132.5	32.770	1:58.848	9	40.615	38.426	131.4	31.717	1:50.758
2	40.808	39.156	<b>135.0</b>	32.312	1:52.276	10	<b>40.352</b>	<b>38.368</b>	132.8	31.627	<b>1:50.347</b>
3	41.243	38.763	132.4	32.207	1:52.213	11	41.332	38.847	129.7	<b>31.269</b>	1:51.448
4	40.393	38.999	132.2	32.035	1:51.427	12	40.540	38.698	133.0	31.531	1:50.769
5	40.883	38.619	133.7	31.809	1:51.311	13	40.554	39.170	129.7	31.399	1:51.123

**SUPERBIKE\*IDM - 3. Lauf Oschersleben**

**ADAC Junior Cup - Rennen**

**14 - 16 June 2013**

**Laps and Sector Times**

**Oschersleben - 3667 mtr.**

6	41.094	38.661	132.8	31.516	1:51.271	14	40.528	39.301	130.9	31.601	1:51.430
7	40.593	38.476	133.5	32.483	1:51.552	15	40.613	38.737	130.8	31.790	1:51.140
8	41.218	38.672	132.0	31.394	1:51.284	16					

<b>32</b>	<b>Florian Neubauer</b>					<b>Aprilia RS 125</b>					
1	46.253	40.972	137.4	32.183	1:59.408	9	40.547	38.450	134.5	<b>31.446</b>	1:50.443
2	40.269	39.291	<b>139.7</b>	31.922	1:51.482	10	40.422	<b>38.316</b>	135.7	31.516	<b>1:50.254</b>
3	40.895	39.074	136.2	31.985	1:51.954	11	40.091	38.776	134.5	31.721	1:50.588
4	40.747	38.694	135.0	31.993	1:51.434	12	40.283	38.815	134.8	31.854	1:50.952
5	40.980	38.728	135.3	31.762	1:51.470	13	<b>39.993</b>	38.602	133.8	31.667	1:50.262
6	40.873	38.590	135.5	31.772	1:51.235	14	40.874	38.908	135.2	31.703	1:51.485
7	40.676	38.424	134.8	31.863	1:50.963	15	40.506	38.839	134.0	31.703	1:51.048
8	40.809	38.438	133.5	31.611	1:50.858	16					

<b>33</b>	<b>Daniel Hauck</b>					<b>Aprilia RS 125</b>					
1	47.389	42.032	133.8	<b>33.473</b>	<b>2:02.894</b>	2					

<b>50</b>	<b>Lucas-Victor Christiansen</b>					<b>Aprilia RS 125</b>					
1	47.595	41.790	137.6	33.043	2:02.428	9	40.625	38.567	136.5	31.538	1:50.730
2	41.603	39.909	<b>139.0</b>	32.429	1:53.941	10	40.500	38.486	136.0	32.034	1:51.020
3	40.995	39.535	135.5	32.138	1:52.668	11	40.776	38.631	128.7	32.153	1:51.560
4	41.037	39.118	134.5	31.432	1:51.587	12	<b>40.146</b>	38.759	136.2	31.508	1:50.413
5	40.953	38.723	134.3	31.493	1:51.169	13	40.570	38.320	135.5	32.272	1:51.162
6	40.897	38.566	135.8	31.600	1:51.063	14	40.174	38.303	136.2	<b>30.929</b>	<b>1:49.406</b>
7	40.489	38.285	135.2	31.546	1:50.320	15	40.159	<b>38.261</b>	133.8	31.333	1:49.753
8	40.797	39.251	134.7	31.965	1:52.013	16					

<b>51</b>	<b>Colin Rossi</b>					<b>Aprilia RS 125</b>					
1	46.885	40.075	136.0	32.622	1:59.582	9	40.338	38.395	<b>139.0</b>	31.276	1:50.009
2	40.042	38.850	137.8	31.722	1:50.614	10	40.470	38.464	136.4	31.327	1:50.261
3	40.814	38.413	135.3	31.781	1:51.008	11	<b>39.792</b>	38.335	136.5	31.685	1:49.812
4	40.728	38.660	136.4	31.266	1:50.654	12	40.011	<b>37.988</b>	137.9	31.423	1:49.422
5	40.182	38.053	135.5	31.314	1:49.549	13	39.872	38.205	136.4	<b>30.967</b>	<b>1:49.044</b>
6	40.706	38.413	137.6	31.363	1:50.482	14	40.524	38.117	136.9	31.441	1:50.082
7	40.279	38.450	136.2	31.244	1:49.973	15	39.828	38.027	136.5	31.444	1:49.299
8	40.719	38.206	137.1	31.367	1:50.292	16					

<b>52</b>	<b>Mathias Deleuran-Larsen</b>					<b>Aprilia RS 125</b>					
1	45.807	39.593	<b>138.5</b>	32.497	1:57.897	9	40.205	38.460	137.4	<b>30.991</b>	1:49.656
2	40.775	38.894	138.1	32.017	1:51.686	10	40.582	38.441	135.3	31.263	1:50.286
3	40.630	38.349	137.4	31.662	1:50.641	11	40.041	38.008	132.5	31.070	1:49.119
4	40.045	38.941	137.6	31.604	1:50.590	12	40.448	38.455	132.5	31.157	1:50.060
5	40.800	38.517	136.4	31.456	1:50.773	13	40.079	<b>37.880</b>	133.5	31.012	<b>1:48.971</b>
6	40.123	38.150	135.8	31.055	1:49.328	14	40.585	38.428	136.0	31.145	1:50.158
7	<b>39.867</b>	37.945	135.7	31.589	1:49.401	15	39.940	38.027	136.4	31.132	1:49.099
8	40.557	38.039	137.9	31.375	1:49.971	16					

<b>53</b>	<b>Michaël Verbrugge</b>					<b>Aprilia RS 125</b>					
1	46.351	39.209	136.7	32.255	1:57.815	9	39.900	37.838	135.5	30.881	1:48.619
2	40.176	38.146	137.2	30.797	1:49.119	10	39.589	37.483	136.9	31.054	1:48.126
3	39.877	37.742	137.1	31.548	1:49.167	11	39.507	<b>37.475</b>	138.6	<b>30.533</b>	<b>1:47.515</b>
4	39.904	37.823	136.2	30.884	1:48.611	12	39.636	37.620	138.1	30.905	1:48.161
5	39.537	37.744	136.7	30.934	1:48.215	13	39.808	37.649	<b>138.8</b>	31.144	1:48.601
6	40.124	37.552	135.7	30.966	1:48.642	14	39.564	37.784	137.8	31.133	1:48.481

## SUPERBIKE\*IDM - 3. Lauf Oschersleben

### ADAC Junior Cup - Rennen

14 - 16 June 2013

### Laps and Sector Times

Oschersleben - 3667 mtr.

7	<b>39.233</b>	37.849	137.2	31.332	1:48.414	15	39.615	38.089	137.8	30.960	1:48.664
8	39.700	37.790	137.4	31.059	1:48.549	16					

<b>54</b>	<b>Stéphane Frossard</b>					<b>Aprilia RS 125</b>					
1		38.288	136.4	30.692	1:54.312	8	40.897	38.861	135.7	31.013	1:50.771
2	39.494	37.825	<b>137.9</b>	30.642	1:47.961	9	39.909	38.394	136.0	31.019	1:49.322
3	39.598	37.812	137.4	30.864	1:48.274	10	39.910	37.714	134.2	30.563	1:48.187
4	<b>39.472</b>	<b>37.211</b>	135.0	<b>30.326</b>	<b>1:47.009</b>	11	40.209	38.370	135.0	31.174	1:49.753
5	4:31.095	40.417	99.7	31.531	5:43.043	12	40.495	38.157	133.2	30.771	1:49.423
6	40.986	57.6	38.950	129.2	In	13	40.079	38.234	133.5	30.484	1:48.797
7	Out	38.231	131.4	30.895	2:14.639	14					

<b>80</b>	<b>Jessica Langstädtler</b>					<b>Aprilia RS 125</b>					
-----------	-----------------------------	--	--	--	--	-----------------------	--	--	--	--	--

<b>81</b>	<b>Janusch Prokop</b>					<b>Aprilia RS 125</b>					
1	47.758	43.103	128.0	34.075	2:04.936	8	44.512	41.888	115.0	33.474	1:59.874
2	43.145	41.336	128.4	34.048	1:58.529	9	42.895	41.056	127.7	33.400	1:57.351
3	43.145	41.154	127.5	34.516	1:58.815	10	<b>42.094</b>	40.590	128.7	<b>32.857</b>	<b>1:55.541</b>
4	42.822	41.637	128.4	34.077	1:58.536	11	42.441	<b>39.994</b>	<b>131.1</b>	33.296	1:55.731
5	43.204	41.436	127.7	33.975	1:58.615	12	42.129	41.565	128.4	33.091	1:56.785
6	43.339	41.752	127.2	34.216	1:59.307	13	42.546	40.493	127.4	33.011	1:56.050
7	42.808	40.976	127.8	33.558	1:57.342	14	42.276	40.689	127.2	33.620	1:56.585

## SUPERBIKE\*IDM - 3. Lauf Oschersleben

### ADAC Junior Cup - Rennen Laptimes

14 - 16 June 2013  
Oschersleben - 3667 mtr.

Pos	Nbr	Name / Team name	Gap	1	2	3	4	5	6	7	8	9	10	11	12	13	14	15	16	17	18
1	5	Arnaud Friedrich	-- 15 laps --	1:55.232	1:48.018	1:47.258	1:47.063	1:46.772	1:47.107	1:47.401	1:47.717	1:46.962	1:47.072	1:48.242	1:47.372	1:47.236	1:49.646	1:48.524			
2	26	Toni Thurmayer	6.347	1:54.352	1:48.273	1:47.806	1:47.260	1:48.030	1:47.781	1:48.358	1:49.470	1:47.374	1:48.199	1:48.011	1:47.739	1:48.121	1:47.631	1:48.186			
3	7	Christopher Kogelbauer	6.548	1:54.406	1:48.467	1:47.655	1:47.131	1:48.211	1:47.629	1:47.971	1:48.891	1:47.459	1:48.287	1:47.943	1:47.972	1:48.314	1:48.032	1:47.732			
4	17	Marc Zellhöfer	6.611	1:54.856	1:48.295	1:48.138	1:47.291	1:48.171	1:48.198	1:48.537	1:49.340	1:47.324	1:48.214	1:48.004	1:48.017	1:47.818	1:48.024	1:48.006			
5	21	Gabriel Noderer	10.894	1:54.713	1:48.651	1:47.706	1:47.180	1:48.223	1:47.576	1:48.486	1:48.730	1:47.887	1:47.740	1:48.381	1:48.628	1:48.290	1:48.844	1:49.719			
6	23	Nico Tietze	12.310	1:55.798	1:48.766	1:48.341	1:48.454	1:49.244	1:48.797	1:48.736	1:48.184	1:48.649	1:48.253	1:47.894	1:47.781	1:47.867	1:47.737	1:47.613			
7	22	Hagen Wiedemann	13.503	1:55.363	1:48.778	1:48.518	1:48.580	1:48.348	1:48.883	1:48.901	1:48.407	1:48.371	1:48.375	1:48.453	1:47.655	1:47.620	1:47.934	1:48.473			
8	4	Lukas Tulovic	17.574	1:55.546	1:49.578	1:48.613	1:48.825	1:48.766	1:48.420	1:48.466	1:48.790	1:48.271	1:48.652	1:47.985	1:48.464	1:48.470	1:48.156	1:48.822			
9	53	Michael Verbugge	17.682	1:57.815	1:49.119	1:49.167	1:48.611	1:48.215	1:48.642	1:48.414	1:48.549	1:48.619	1:48.126	1:47.515	1:48.161	1:48.601	1:48.481	1:48.664			
10	27	Jan Schmidt	17.893	1:55.011	1:48.758	1:48.893	1:49.013	1:49.127	1:48.365	1:48.721	1:49.176	1:48.437	1:48.422	1:48.416	1:48.015	1:48.971	1:49.023	1:49.374			
11	28	Ricarda Neubauer	40.482	1:57.211	1:50.302	1:51.248	1:50.771	1:50.850	1:50.393	1:50.117	1:50.215	1:49.644	1:49.214	1:49.540	1:49.542	1:49.286	1:49.968	1:49.151			
12	52	Mathias Deleuran-Larsen	40.667	1:57.897	1:51.686	1:50.641	1:50.590	1:50.773	1:49.328	1:49.401	1:49.971	1:49.656	1:50.286	1:49.119	1:50.060	1:48.971	1:50.158	1:49.099			
13	16	Loris Dembski	40.827	1:59.501	1:51.878	1:50.601	1:50.551	1:49.068	1:50.014	1:50.423	1:49.793	1:49.828	1:50.201	1:50.401	1:48.935	1:49.385	1:50.006	1:49.198			
14	51	Colin Rossi	41.177	1:59.582	1:50.614	1:51.008	1:50.654	1:49.549	1:50.482	1:49.973	1:50.292	1:50.009	1:50.261	1:49.812	1:49.422	1:49.044	1:50.082	1:49.299			
15	12	Sebastian Krog	55.960	1:58.130	1:51.772	1:51.034	1:51.002	1:51.414	1:50.825	1:51.223	1:51.484	1:51.102	1:51.615	1:51.150	1:51.086	1:50.648	1:50.966	1:50.914			
16	32	Florian Neubauer	56.364	1:59.408	1:51.482	1:51.954	1:51.434	1:51.470	1:51.235	1:50.963	1:50.858	1:50.443	1:50.254	1:50.588	1:50.952	1:50.262	1:51.485	1:51.048			
17	11	Nicolai Kraft	59.570	1:59.873	1:53.470	1:51.485	1:50.941	1:51.231	1:51.477	1:50.960	1:50.811	1:50.204	1:50.351	1:51.601	1:51.084	1:51.161	1:51.510	1:51.418			
18	31	Patrick Wasse	59.659	1:58.848	1:52.276	1:52.213	1:51.427	1:51.311	1:51.271	1:51.552	1:51.284	1:50.758	1:50.347	1:51.448	1:50.769	1:51.123	1:51.430	1:51.140			
19	1	Tim Schmitt	1:00.025	1:59.673	1:52.728	1:52.314	1:51.190	1:50.813	1:50.586	1:51.057	1:50.446	1:50.654	1:50.679	1:51.956	1:50.796	1:51.114	1:51.564	1:51.622			
20	8	Leon Langstädtler	1:02.258	2:02.118	1:54.435	1:52.630	1:52.778	1:50.626	1:50.755	1:50.077	1:51.611	1:50.589	1:50.614	1:51.146	1:50.961	1:50.483	1:50.512	1:49.949			
21	50	Lucas-Victor Christiansen	1:02.286	2:02.428	1:53.941	1:52.668	1:51.587	1:51.169	1:51.063	1:50.320	1:52.013	1:50.730	1:51.020	1:51.560	1:50.413	1:51.162	1:49.406	1:49.753			
22	20	Clarissa Miebach	1:03.189	2:00.568	1:53.995	1:53.196	1:52.966	1:51.915	1:51.618	1:51.062	1:50.369	1:51.164	1:50.266	1:51.435	1:50.246	1:52.022	1:50.231	1:49.478			
23	25	Kenny Leibold	1:04.121	1:55.336	1:49.325	1:49.303	1:49.344	1:49.138	1:48.408	1:48.055	1:49.016	1:47.982	1:49.080	1:47.846	1:48.248	1:50.330	2:29.613	1:51.874			
24	2	Lucas Geitner	1:20.725	2:01.844	1:54.367	1:52.667	1:52.749	1:52.100	1:52.396	1:52.175	1:52.482	1:51.520	1:52.064	1:52.028	1:52.570	1:52.777	1:53.231	1:52.715			

**SUPERBIKE\*IDM - 3. Lauf Oschersleben**

**ADAC Junior Cup - Rennen  
Laptimes**

14 - 16 June 2013  
Oschersleben - 3667 mtr.

25	19	Tom Günther	1:21.286	2:02.894	1:54.661	1:52.673	1:51.727	1:52.020	1:52.275	1:51.993	1:52.444	1:52.192	1:51.826	1:51.916	1:53.786	1:53.434	1:52.492	1:51.385		
26	29	Tony Glibö	-- 14 laps --	2:03.116	1:55.530	1:55.033	1:55.374	1:54.991	1:54.681	1:54.838	1:55.854	1:55.440	1:54.796	1:54.166	1:55.720	1:55.079	1:54.799			
27	3	Matthias Meggle	13.481	1:55.895	1:49.903	1:48.759	1:48.849	1:48.645	1:48.625	1:48.460	1:48.867	1:49.760	2:45.547	2:02.336	1:59.161	2:03.056	1:57.560			
28	81	Janusch Prokop	35.718	2:04.936	1:58.529	1:58.815	1:58.536	1:58.615	1:59.307	1:57.342	1:59.874	1:57.351	1:55.541	1:55.731	1:56.785	1:56.050	1:56.585			
29	30	Nils Kastenholz	1:26.608	2:04.757	1:52.957	1:52.654	1:52.395	1:52.423	1:52.577	2:14.647	3:23.221	1:53.598	1:52.759	1:52.616	1:53.006	1:53.048	1:53.983			
30	9	Jendrik Sättele	1:46.942	2:07.598	2:03.841	2:03.658	2:06.217	2:04.253	2:03.077	2:02.764	2:02.243	2:03.838	2:00.342	2:00.955	2:01.689	2:01.450	2:03.810			
31	54	Stéphane Frossard	-- 13 laps --	1:54.312	1:47.961	1:48.274	1:47.009	5:43.043	2:01.955	2:14.639	1:50.771	1:49.322	1:48.187	1:49.753	1:49.423	1:48.797				
32	15	Yannik Tüisel	-- 12 laps --	2:02.462	1:55.973	1:54.796	1:53.761	1:54.677	1:54.716	1:54.930	1:55.119	1:55.496	1:54.728	1:55.704	1:56.561					
33	10	Christian Stange	-- 9 laps --	1:55.165	1:48.358	1:47.483	1:47.939	1:47.405	1:47.265	1:46.977	1:46.822	1:46.332								
34	14	Giuseppe Inverso	16.422	1:54.993	1:49.354	1:48.447	1:48.976	1:48.876	1:48.476	1:48.947	1:48.590	1:48.625								
35	24	Marlon Schroeder	-- 5 laps --	2:01.550	1:55.340	1:55.054	1:55.649	1:54.578												
36	18	Christoph Gebhardt	-- 3 laps --	2:02.035	1:54.391	1:52.625														
37	6	Maximilian Sohnius	-- 2 laps --	1:54.861	1:48.489															
38	33	Daniel Hauck	-- 1 laps --	2:02.894																
39	80	Jessica Langstädtler																		





## SUPERBIKE\*IDM - 3. Lauf Oschersleben

### ADAC Junior Cup - Rennen Sector analyse

14 - 16 June 2013  
Oschersleben - 3667 mtr.

Pos	Nbr	Name / Team name	Sector 1			Sector 2			Sector 3			Theoretical best	Actual best	In
			time	Lap	pos	time	Lap	pos	time	Lap	pos			
1	5	Arnaud Friedrich (GER)	39.034	5	1	37.233	5	6	30.067	4	1	1:46.334	<b>1:46.772</b>	<b>5</b>
2	26	Toni Thurmayer (GER)	39.357	13	10	37.005	3	2	30.594	4	7	1:46.956	<b>1:47.260</b>	<b>4</b>
3	7	Christopher Kogelbauer (GER)	39.071	4	2	37.288	6	8	30.700	7	9	1:47.059	<b>1:47.131</b>	<b>4</b>
4	17	Marc Zellhöfer (GER)	39.311	14	8	37.021	9	3	30.483	4	4	1:46.815	<b>1:47.291</b>	<b>4</b>
5	21	Gabriel Noderer (GER)	39.144	4	3	37.085	10	4	30.532	6	5	1:46.761	<b>1:47.180</b>	<b>4</b>
6	23	Nico Tietze (GER)	39.237	15	6	37.498	13	12	30.815	14	11	1:47.550	<b>1:47.613</b>	<b>15</b>
7	22	Hagen Wiedemann (GER)	39.252	4	7	37.277	10	7	30.640	12	8	1:47.169	<b>1:47.620</b>	<b>13</b>
8	4	Lukas Tulovic (GER)	39.382	11	11	37.526	11	13	30.932	9	18	1:47.840	<b>1:47.985</b>	<b>11</b>
9	53	Michaël Verbrugge (BEL)	39.233	7	5	37.475	11	10	30.533	11	6	1:47.241	<b>1:47.515</b>	<b>11</b>
10	27	Jan Schmidt (GER)	39.535	12	15	37.336	12	9	30.842	8	13	1:47.713	<b>1:48.015</b>	<b>12</b>
11	28	Ricarda Neubauer (GER)	40.086	15	23	37.840	13	15	30.989	9	20	1:48.915	<b>1:49.151</b>	<b>15</b>
12	52	Mathias Deleuran-Larsen (DEN)	39.867	7	19	37.880	13	17	30.991	9	21	1:48.738	<b>1:48.971</b>	<b>13</b>
13	16	Loris Dembski (GER)	39.762	15	17	37.856	13	16	30.902	5	16	1:48.520	<b>1:48.935</b>	<b>12</b>
14	51	Colin Rossi (SUI)	39.792	11	18	37.988	12	19	30.967	13	19	1:48.747	<b>1:49.044</b>	<b>13</b>
15	12	Sebastian Krog (GER)	40.392	4	29	38.412	13	27	31.377	13	26	1:50.181	<b>1:50.648</b>	<b>13</b>
16	32	Florian Neubauer (GER)	39.993	13	21	38.316	10	23	31.446	9	27	1:49.755	<b>1:50.254</b>	<b>10</b>
17	11	Nicolai Kraft (GER)	40.190	9	26	38.403	7	26	31.482	6	28	1:50.075	<b>1:50.204</b>	<b>9</b>
18	31	Patrick Wasse (GER)	40.352	10	28	38.368	10	25	31.269	11	23	1:49.989	<b>1:50.347</b>	<b>10</b>
19	1	Tim Schmitt (GER)	40.187	5	25	38.334	7	24	31.335	6	25	1:49.856	<b>1:50.446</b>	<b>8</b>
20	8	Leon Langstädtler (GER)	40.069	15	22	38.445	6	28	31.277	7	24	1:49.791	<b>1:49.949</b>	<b>15</b>
21	50	Lucas-Victor Christiansen (DEN)	40.146	12	24	38.261	15	22	30.929	14	17	1:49.336	<b>1:49.406</b>	<b>14</b>
22	20	Clarissa Miebach (GER)	39.954	12	20	38.185	10	21	31.104	15	22	1:49.243	<b>1:49.478</b>	<b>15</b>
23	25	Kenny Leibold (GER)	39.316	7	9	37.497	11	11	30.753	9	10	1:47.566	<b>1:47.846</b>	<b>11</b>
24	2	Lucas Geitner (GER)	40.233	7	27	39.275	11	33	31.710	9	29	1:51.218	<b>1:51.520</b>	<b>9</b>
25	19	Tom Günther (GER)	40.439	9	30	38.543	4	29	31.937	10	30	1:50.919	<b>1:51.385</b>	<b>15</b>
26	29	Tony Glöß (GER)	41.894	6	35	39.511	7	34	32.426	11	33	1:53.831	<b>1:54.166</b>	<b>11</b>
27	3	Matthias Meggle (GER)	39.489	5	14	37.951	6	18	30.820	6	12	1:48.260	<b>1:48.460</b>	<b>7</b>
28	81	Janusch Prokop (GER)	42.094	10	36	39.994	11	37	32.857	10	36	1:54.945	<b>1:55.541</b>	<b>10</b>
29	30	Nils Kastenholz (GER)	40.583	3	31	39.173	5	30	32.008	6	31	1:51.764	<b>1:52.395</b>	<b>4</b>
30	9	Jendrik Sättele (GER)	42.290	13	37	42.818	10	38	34.696	12	38	1:59.804	<b>2:00.342</b>	<b>10</b>
31	54	Stéphane Frossard (SUI)	39.472	4	12	37.211	4	5	30.326	4	3	1:47.009	<b>1:47.009</b>	<b>4</b>
32	15	Yannik Tuisel (GER)	41.259	4	33	39.742	4	35	32.534	10	34	1:53.535	<b>1:53.761</b>	<b>4</b>
33	10	Christian Stange (GER)	39.185	10	4	36.936	9	1	30.165	9	2	1:46.286	<b>1:46.332</b>	<b>9</b>
34	14	Giuseppe Inverso (GER)	39.479	6	13	37.776	8	14	30.850	2	14	1:48.105	<b>1:48.447</b>	<b>3</b>
35	24	Marlon Schroeder (GER)	41.888	2	34	39.761	3	36	32.772	5	35	1:54.421	<b>1:54.578</b>	<b>5</b>
36	18	Christoph Gebhardt (GER)	40.726	4	32	39.229	3	31	32.286	3	32	1:52.241	<b>1:52.625</b>	<b>3</b>
37	6	Maximilian Sohnius (GER)	39.579	2	16	38.046	2	20	30.864	2	15	1:48.489	<b>1:48.489</b>	<b>2</b>
38	33	Daniel Hauck (GER)	42.324	2	38	39.259	2	32	33.473	1	37	1:55.056	<b>2:02.894</b>	<b>1</b>
39	80	Jessica Langstädtler (GER)												<b>0</b>

