

## ADAC TCR Race Weekend - Oschersleben

DMSB Reg. nr: 181/2016

ADAC Formula 4  
Provisional Result Race 1

17 - 19 June 2016  
Oschersleben - 3696 mtr.

Started: 33 Not Started: 0 Classified: 26 Not Classified: 7

Pos	Nbr	Name / Entrant	Car / CITY	Gap	Total time	Fastest	In	Avg. Speed
1	96	Joey Mawson (AUS) Van Amersfoort Racing	ADAC Formel 4 Bingen - DEU	-- 18 laps --	41:09.202	1:26.699	8	96.99
2	14	Thomas Preining (AUT) Lechner Racing	ADAC Formel 4 Linz - AUT	1.591	41:10.793	1:27.072	8	96.93
3	29	Mick Schumacher (DEU) Prema Powerteam	ADAC Formel 4 Gland - CHE	2.251	41:11.453	1:26.938	8	96.90
4	80	Felipe Drugovich (BRA) Neuhauser Racing	ADAC Formel 4 Zell Am Ziller - AUT	7.647	41:16.849	1:27.412	6	96.69
5	68	Manuel Correa (USA) Prema Powerteam Juan	ADAC Formel 4 Montagnola - ITA	7.954	41:17.156	1:27.188	11	96.68
6	6	Mike David Ortmann (DEU) Adac Berlin-brandenburg E.v.	ADAC Formel 4 Ahrensfelde - DEU	8.436	41:17.638	1:27.064	8	96.66
7	66	Simo Laaksonen (FIN) Motopark	ADAC Formel 4 Ollila - FIN	11.638	41:20.840	1:27.585	9	96.54
8	33	Jonathan Aberdein (RSA) Motopark	ADAC Formel 4 Kapstadt - RSA	14.788	41:23.990	1:27.493	9	96.41
9	40	Leonard Hoogenboom (NED) Van Amersfoort Racing	ADAC Formel 4 Numansdorp - NED	16.122	41:25.324	1:27.664	10	96.36
10	28	Kim Luis Schramm (DEU) Us Racing	ADAC Formel 4 Wümbach - DEU	16.646	41:25.848	1:27.610	11	96.34
11	2	Jannes Fittje (DEU) Us Racing	ADAC Formel 4 Langenhain - DEU	16.996	41:26.198	1:27.648	18	96.33
12	22	Richard Verschoor (NED) Motopark	ADAC Formel 4 Benschop - NED	17.901	41:27.103	1:27.790	11	96.29
13	77	Van Uitert (NED) Jenzer Motorsport Job	ADAC Formel 4 Dongen - NED	18.447	41:27.649	1:27.698	13	96.27
14	99	Sophia Flörsch (DEU) Motopark	ADAC Formel 4 Grünwald - DEU	19.589	41:28.791	1:27.485	10	96.23
15	13	Yannik Brandt (DEU) Lechner Racing	ADAC Formel 4 Forch - CHE	20.060	41:29.262	1:27.385	10	96.21
16	23	Julian Hanses (DEU) Team Timo Scheider GmbH	ADAC Formel 4 Hilden - DEU	29.619	41:38.821	1:27.885	5	95.84
17	90	Cedric Piro (DEU) Team Piro Sport Interdental	ADAC Formel 4 Heusweiler - DEU	29.867	41:39.069	1:27.556	10	95.83
18	18	Jan-Erik Meikup (EST) Jenzer Motorsport	ADAC Formel 4 Tallinn - EST	30.343	41:39.545	1:28.059	10	95.81
19	7	Oliver Söderström (SWE) Adac Berlin-brandenburg E.v.	ADAC Formel 4 Bjærrød - WE	30.787	41:39.989	1:27.875	8	95.80
20	9	Ricardo Feller (CHE) Adac Berlin-brandenburg E.v.	ADAC Formel 4 Bözberg - CHE	33.704	41:42.906	1:27.909	17	95.68
21	8	Luca Engstler (DEU) Liqui Moly Team Engstler	ADAC Formel 4 Wiggensbach - DEU	39.853	41:49.055	1:28.356	7	95.45



Fastest time : 1:26.699 in lap 8 by nbr. 96 : Joey Mawson (ADAC Formel 4)

Publication-time

Results and Laptimes : [www.raceresults.nu](http://www.raceresults.nu)

Timekeeping by : RSTime by Time Service BV

Time Printed 18-06-2016 - 18:07

Race Director  Niels Wittich	Steward	Timekeeper  H. Roelse - TimeService.nl	
Page 1 of 2	Provisional		

## ADAC TCR Race Weekend - Oschersleben

DMSB Reg. nr: 181/2016

ADAC Formula 4  
Provisional Result Race 1

17 - 19 June 2016  
Oschersleben - 3696 mtr.

Started: 33 Not Started: 0 Classified: 26 Not Classified: 7

Pos	Nbr	Name / Entrant	Car / CITY	Gap	Total time	Fastest	In	Avg. Speed
22	55	Marylin Niederhauser (CHE) Rennsport Rössler	ADAC Formel 4 Oberbalm - CHE	48.158	41:57.360	1:29.018	7	95.13
23	3	Carrie Schreiner (DEU) Us Racing	ADAC Formel 4 Völklingen - DEU	49.051	41:58.253	1:29.231	8	95.10
24	10	Andreas Estner (DEU) Rs Competition	ADAC Formel 4 Wargau - DEU	49.548	41:58.750	1:29.149	12	95.08
25	5	Lirim Zendeli (DEU) Adac Berlin-brandenburg E.v.	ADAC Formel 4 Bochum - DEU	1:01.795	42:10.997	1:26.764	9	94.62
26	44	Juri Vips (EST) Prema Powerteam	ADAC Formel 4 Lugano - CHE	-- 16 laps --	41:58.958	1:27.760	9	84.51

Not Classified		Classification Limit (90% of 18 Laps) = 16 Laps						
DNC	19	Fabio Scherer (CHE) Jenzer Motorsport	ADAC Formel 4 Aesch - CHE	-- 11 laps --	32:15.235	1:27.959	11	75.62
DNC	45	Toni Wolf (DEU) Kug-motorsport	ADAC Formel 4 Schönbrunn - DEU	-- 4 laps --	21:21.664	1:30.836	3	41.52
DNC	81	Nicklas Nielsen (DNK) Neuhauser Racing	ADAC Formel 4 Hoemig - DNK					
DNC	25	Moritz Müller-crepon (CHE) Van Amersfoort Racing	ADAC Formel 4 Rain - CHE					
DNC	35	Kami Laliberté (CAN) Van Amersfoort Racing	ADAC Formel 4 Cologne - CHE					
DNC	15	Michael Waldherr (DEU) Lechner Racing	ADAC Formel 4 Ruderting - DEU					
DNC	27	Louis Gachot (ENG) Us Racing	ADAC Formel 4 Malaga - ESP					

### Summary Best Laptimes

Nbr	Name / Team name	Car	Class	Fastest Laptime	In	Speed
96	Joey Mawson	ADAC Formel 4	F4	1:26.699	8	153.47 kph



Fastest time : 1:26.699 in lap 8 by nbr. 96 : Joey Mawson (ADAC Formel 4)

Publication-time

Results and Laptimes : [www.raceresults.nu](http://www.raceresults.nu)

Timekeeping by : RSTime by Time Service BV

Time Printed 18-06-2016 - 18:07

Race Director  Niels Wittich	Steward	Timekeeper  H. Roelse - TimeService.nl	
Page 2 of 2	Provisional		

## ADAC TCR Race Weekend - Oschersleben

DMSB Reg. nr: 181/2016

### ADAC Formula 4

17 - 19 June 2016

### Positions for each lap

Oschersleben - 3696 mtr.

Pos	Nr.	Name	1	2	3	4	5	6	7	8	9	10	11	12	13	14	15	16	17	18
1	96	Joey Mawson	14	14	14	14	14	14	14	14	14	14	14	14	14	14	96	96	96	96
2	14	Thomas Preining	29	29	29	96	96	96	96	96	96	96	96	96	96	96	14	14	14	14
3	29	Mick Schumacher	96	96	96	29	29	29	29	29	29	29	29	29	29	29	29	29	29	29
4	80	Felipe Drugovich	66	66	80	80	80	80	80	80	80	80	80	80	80	80	80	80	80	80
5	68	Manuel Correa	80	80	66	66	66	66	66	66	66	68	68	68	68	68	68	68	68	68
6	6	Mike David Ortmann	33	33	33	68	68	68	68	68	68	66	6	6	6	6	6	6	6	6
7	66	Simo Laaksonen	68	68	68	33	33	6	6	6	6	6	66	66	66	66	66	66	66	66
8	33	Jonathan Aberdein	6	6	6	6	6	33	33	33	33	33	33	33	33	33	33	33	33	33
9	40	Leonard Hoogenboom	5	5	40	40	40	40	40	40	40	40	40	40	40	40	40	40	40	40
10	28	Kim Luis Schramm	40	40	28	28	28	28	28	28	28	28	28	28	28	28	28	28	28	28
11	2	Jannes Fittje	28	28	44	44	44	2	2	2	2	2	2	2	2	2	2	2	2	2
12	22	Richard Verschoor	2	2	2	2	2	22	22	22	22	22	22	22	22	22	22	22	22	22
13	77	Van Uiter	44	44	22	22	22	77	77	77	77	77	77	77	77	77	77	77	77	77
14	99	Sophia Florsch	77	77	77	77	77	99	99	99	99	99	99	99	99	99	99	99	99	99
15	13	Yannik Brandt	22	22	19	99	99	23	23	13	13	13	13	13	13	13	13	13	13	13
16	23	Julian Hanses	99	99	99	23	23	13	13	23	23	23	23	23	23	23	23	23	23	23
17	90	Cedric Piro	19	19	5	13	13	18	18	18	18	18	18	18	18	18	90	90	90	90
18	18	Jan-Erik Meikup	45	45	45	18	18	7	7	7	7	7	90	90	90	90	18	18	18	18
19	7	Oliver Söderström	18	18	18	7	7	8	8	90	90	90	7	7	7	7	7	7	7	7
20	9	Ricardo Feller	23	23	23	90	8	90	90	8	8	8	8	8	9	9	9	9	9	9
21	8	Luca Engstler	13	13	13	8	90	9	9	9	9	9	9	9	8	8	8	8	8	8
22	55	Marylin Niederhauser	7	7	7	9	9	55	55	55	55	55	55	55	55	55	55	55	55	55
23	3	Carrie Schreiner	90	90	90	55	55	3	3	3	3	3	3	3	3	3	3	3	3	3
24	10	Andreas Estner	8	8	8	10	3	10	10	10	10	10	10	10	10	10	10	10	10	10
25	5	Lirim Zendeli	9	9	9	3	10	44	5	5	5	5	5	5	5	5	5	5	5	5
26	44	Juri Vips	55	55	55	5	5	5	19	19	19	19	19	44	44	44	44	44		
27	19	Fabio Scherer	10	10	10	19	19	19	44	44	44	44	44							
28	45	Toni Wolf	3	3	3	45														





## ADAC TCR Race Weekend - Oschersleben

DMSB Reg. nr: 181/2016

### ADAC Formula 4

17 - 19 June 2016

### Laps and Sector Times

Oschersleben - 3696 mtr.

4	35.210	31.199	203.4	26.488	179.7	1:32.897	13	33.314	30.449	204.2	24.602	180.3	1:28.365
5	33.772	30.413	203.4	24.513	178.2	1:28.698	14	33.754	30.395	203.8	24.719	179.4	1:28.868
6	33.270	30.403	202.2	24.792	177.9	1:28.465	15	34.307	30.353	201.9	24.450	<u>181.2</u>	1:29.110
7	33.262	30.322	201.9	24.494	178.2	1:28.078	16	33.529	30.390	203.0	24.592	179.1	1:28.511
8	33.356	30.405	202.2	<u>24.448</u>	179.1	1:28.209	17	33.350	30.287	<u>205.3</u>	24.718	180.6	1:28.355
9	33.229	30.375	203.8	24.609	179.4	1:28.213	18	33.483	30.240	204.9	24.618	179.7	1:28.341

19 Fabio Scherer (CHE)								ADAC Formel 4											
lap	Sect-1	Speed	Sect-2	Speed	Sect-3	Speed	TopSpeed	laptime	pit	lap	Sect-1	Speed	Sect-2	Speed	Sect-3	Speed	Topspeed	laptime	pit
1	38.626					54.5		15:46.424		7	33.308	30.246	201.1	24.420	178.8			1:27.974	
2	42.702		51.129	68.4	29.596	<u>181.8</u>		2:03.427		8	<u>33.232</u>	30.349	200.7	24.602	177.1			1:28.183	
3	34.466		30.592	<u>204.2</u>	25.569	175.9		1:30.627		9	33.295	30.671	200.4	24.488	178.2			1:28.454	
4	34.295		32.000	200.0	In			1:50.584 P		10	33.304	30.291	201.9	<u>24.411</u>	179.1			1:28.006	
5	Out		30.526	201.5	24.441	177.6		2:08.416		11	33.291	<u>30.152</u>	201.1	24.516	178.2			<u>1:27.959</u>	
6	33.328		30.302	201.5	24.522	177.6		1:28.152		12									

22 Richard Verschoor (NED)								ADAC Formel 4											
lap	Sect-1	Speed	Sect-2	Speed	Sect-3	Speed	TopSpeed	laptime	pit	lap	Sect-1	Speed	Sect-2	Speed	Sect-3	Speed	Topspeed	laptime	pit
1	41.449					60.2		15:42.697		10	<u>33.169</u>	30.203	205.3	24.437	180.6			1:27.809	
2	43.767		53.404	67.4	30.688	181.5		2:07.859		11	33.329	<u>30.063</u>	205.7	24.398	181.5			<u>1:27.790</u>	
3	34.357		30.530	205.3	25.441	181.2		1:30.328		12	33.264	30.129	205.3	24.455	181.2			1:27.848	
4	33.638		30.196	204.2	24.524	181.2		1:28.358		13	33.368	30.083	205.7	24.550	180.0			1:28.001	
5	33.250		30.352	205.7	24.652	<u>181.8</u>		1:28.254		14	33.422	30.143	205.3	24.393	180.9			1:27.958	
6	33.692		30.220	204.9	24.386	180.6		1:28.298		15	33.339	30.224	204.9	24.392	<u>181.8</u>			1:27.955	
7	33.282		30.244	205.3	24.530	180.6		1:28.056		16	33.700	30.166	205.3	<u>24.337</u>	<u>181.8</u>			1:28.203	
8	33.312		30.219	<u>206.1</u>	24.506	180.9		1:28.037		17	33.372	30.076	204.9	24.355	180.6			1:27.803	
9	33.456		30.117	204.9	24.399	180.9		1:27.972		18	33.312	30.105	204.5	24.509	180.9			1:27.926	

23 Julian Hanses (DEU)								ADAC Formel 4											
lap	Sect-1	Speed	Sect-2	Speed	Sect-3	Speed	TopSpeed	laptime	pit	lap	Sect-1	Speed	Sect-2	Speed	Sect-3	Speed	Topspeed	laptime	pit
1	39.946					55.4		15:48.754		10	<u>33.320</u>	30.286	202.2	24.817	175.6			1:28.423	
2	42.093		50.496	68.7	28.743	180.3		2:01.332		11	33.709	30.311	201.9	24.534	178.5			1:28.554	
3	34.432		30.815	200.7	25.132	<u>180.6</u>		1:30.379		12	33.490	30.334	202.2	24.600	177.9			1:28.424	
4	34.164		31.589	198.5	26.257	177.1		1:32.010		13	33.563	30.414	201.9	24.646	177.9			1:28.623	
5	33.444		<u>30.122</u>	203.0	<u>24.319</u>	179.1		<u>1:27.885</u>		14	33.821	30.296	201.5	24.745	177.4			1:28.862	
6	33.406		30.227	<u>203.4</u>	24.648	178.5		1:28.281		15	33.731	30.329	201.9	24.560	178.5			1:28.620	
7	33.512		30.241	202.2	24.493	178.2		1:28.246		16	33.600	30.270	202.6	24.514	178.5			1:28.384	
8	34.234		30.317	<u>203.4</u>	24.464	178.2		1:29.015		17	33.669	30.339	201.9	24.446	178.2			1:28.454	
9	33.455		30.278	202.6	24.602	177.9		1:28.335		18	33.505	30.276	201.9	24.625	177.6			1:28.406	

25 Moritz Müller-crepon (CHE)								ADAC Formel 4											
lap	Sect-1	Speed	Sect-2	Speed	Sect-3	Speed	TopSpeed	laptime	pit	lap	Sect-1	Speed	Sect-2	Speed	Sect-3	Speed	Topspeed	laptime	pit

27 Louis Gachot (ENG)								ADAC Formel 4											
lap	Sect-1	Speed	Sect-2	Speed	Sect-3	Speed	TopSpeed	laptime	pit	lap	Sect-1	Speed	Sect-2	Speed	Sect-3	Speed	Topspeed	laptime	pit

28 Kim Luis Schramm (DEU)								ADAC Formel 4											
lap	Sect-1	Speed	Sect-2	Speed	Sect-3	Speed	TopSpeed	laptime	pit	lap	Sect-1	Speed	Sect-2	Speed	Sect-3	Speed	Topspeed	laptime	pit
1	37.213					63.5		15:40.008		10	33.329	30.094	204.2	24.464	179.7			1:27.887	
2	44.289		54.702	83.4	31.976	179.7		2:10.967		11	<u>33.186</u>	30.017	205.3	24.407	180.9			<u>1:27.610</u>	
3	33.956		30.477	204.9	25.122	180.3		1:29.555		12	33.258	30.196	<u>205.7</u>	24.568	179.7			1:28.022	
4	33.285		30.416	203.8	24.706	178.2		1:28.407		13	33.251	30.214	<u>205.7</u>	24.471	180.6			1:27.936	
5	33.701		30.643	204.9	24.544	180.0		1:28.888		14	33.363	30.180	204.9	24.605	180.0			1:28.148	
6	33.733		30.211	205.3	24.610	179.4		1:28.554		15	33.332	30.205	205.3	24.486	178.8			1:28.023	
7	33.590		30.072	204.2	24.435	179.4		1:28.097		16	33.215	30.173	203.0	24.445	180.3			1:27.833	
8	33.392		30.298	204.5	24.620	179.4		1:28.310		17	33.223	30.024	205.3	<u>24.388</u>	<u>181.5</u>			1:27.635	
9	33.212		30.052	204.9	24.401	180.0		1:27.665		18	33.315	<u>30.001</u>	<u>205.7</u>	24.574	180.3			1:27.890	

29 Mick Schumacher (DEU)								ADAC Formel 4											
lap	Sect-1	Speed	Sect-2	Speed	Sect-3	Speed	TopSpeed	laptime	pit	lap	Sect-1	Speed	Sect-2	Speed	Sect-3	Speed	Topspeed	laptime	pit
1	37.258							15:33.139		10	32.940	29.967	204.9	24.184	180.0			1:27.091	
2	46.626		57.141	60.9	33.742	177.6		2:17.509		11	<u>32.935</u>	29.892	205.3	24.262	180.6			1:27.089	



## ADAC TCR Race Weekend - Oschersleben

DMSB Reg. nr: 181/2016

ADAC Formula 4

17 - 19 June 2016

Laps and Sector Times

Oschersleben - 3696 mtr.

66 Simo Laaksonen (FIN)									ADAC Formel 4										
lap	Sect-1	Speed	Sect-2	Speed	Sect-3	Speed	TopSpeed	laptime	pit	lap	Sect-1	Speed	Sect-2	Speed	Sect-3	Speed	Topspeed	laptime	pit
1	37.259							15:34.485		10	33.946		30.256	204.2	24.535	179.7		1:28.737	
2	46.411		56.168	61.8	33.461	179.7		2:16.040		11	33.689		30.203	<u>204.5</u>	24.426	<u>181.2</u>		1:28.318	
3	34.168		30.727	<u>204.5</u>	24.593	180.6		1:29.488		12	<u>33.078</u>		30.057	203.4	24.505	179.7		1:27.640	
4	33.390		30.250	203.4	24.422	179.7		1:28.062		13	33.359		30.209	202.6	24.560	179.4		1:28.128	
5	33.208		30.103	203.8	24.522	180.6		1:27.833		14	33.165		30.108	203.4	24.461	180.3		1:27.734	
6	33.192		30.064	<u>204.5</u>	24.492	179.1		1:27.748		15	33.234		30.087	203.0	24.501	180.3		1:27.822	
7	33.154		30.106	203.8	24.483	179.1		1:27.743		16	33.125		30.082	203.0	<u>24.406</u>	179.7		1:27.613	
8	33.188		30.035	203.8	24.496	180.0		1:27.719		17	33.283		30.134	202.6	24.559	180.3		1:27.976	
9	33.138		<u>29.979</u>	203.4	24.468	179.1		<u>1:27.585</u>		18	33.178		30.013	203.8	24.491	180.0		1:27.682	

68 Manuel Correa (USA)									ADAC Formel 4										
lap	Sect-1	Speed	Sect-2	Speed	Sect-3	Speed	TopSpeed	laptime	pit	lap	Sect-1	Speed	Sect-2	Speed	Sect-3	Speed	Topspeed	laptime	pit
1	36.449					64.5		15:36.507		10	33.368		<u>29.760</u>	203.8	24.237	178.5		1:27.365	
2	46.157		54.888	71.1	32.624	<u>181.5</u>		2:13.669		11	33.098		29.852	204.9	24.238	178.8		<u>1:27.188</u>	
3	34.228		30.535	204.2	24.680	179.4		1:29.443		12	<u>33.086</u>		29.924	203.8	24.246	179.4		1:27.256	
4	33.301		29.977	205.7	25.152	176.8		1:28.430		13	33.163		29.863	204.9	<u>24.174</u>	180.0		1:27.200	
5	33.549		30.077	203.8	24.391	179.4		1:28.017		14	33.154		29.883	205.3	24.406	179.7		1:27.443	
6	33.207		29.856	204.5	24.214	178.2		1:27.277		15	33.198		29.805	205.3	24.420	<u>181.5</u>		1:27.423	
7	33.167		29.926	204.5	24.343	179.7		1:27.436		16	33.708		30.347	205.3	24.395	180.9		1:28.450	
8	33.230		29.881	205.3	24.415	180.3		1:27.526		17	33.320		29.939	205.3	24.464	179.4		1:27.723	
9	33.203		29.938	205.7	24.333	180.6		1:27.474		18	33.290		29.932	<u>206.9</u>	24.481	181.2		1:27.703	

77 Van Uitert (NED)									ADAC Formel 4										
lap	Sect-1	Speed	Sect-2	Speed	Sect-3	Speed	TopSpeed	laptime	pit	lap	Sect-1	Speed	Sect-2	Speed	Sect-3	Speed	Topspeed	laptime	pit
1	38.545					56.0		15:42.238		10	33.184		30.148	204.5	24.382	180.9		1:27.714	
2	43.607		53.302	80.4	31.474	179.4		2:08.383		11	33.356		30.172	204.2	24.322	181.2		1:27.850	
3	34.342		30.432	205.7	25.985	180.3		1:30.759		12	33.255		30.298	202.2	24.400	180.0		1:27.953	
4	33.796		30.126	<u>206.1</u>	24.688	179.1		1:28.610		13	<u>33.174</u>		30.201	204.5	24.323	181.2		<u>1:27.698</u>	
5	33.329		30.186	205.7	24.549	<u>182.1</u>		1:28.064		14	33.525		30.272	204.2	24.433	178.5		1:28.230	
6	33.803		30.211	205.7	24.485	179.7		1:28.499		15	33.276		30.108	<u>206.1</u>	24.433	180.3		1:27.817	
7	33.194		30.243	204.9	24.468	180.9		1:27.905		16	33.768		30.269	204.2	<u>24.256</u>	180.9		1:28.293	
8	33.322		30.247	204.5	24.446	180.6		1:28.015		17	33.403		30.304	203.8	24.362	178.5		1:28.069	
9	33.476		30.267	204.5	24.388	179.7		1:28.131		18	33.259		<u>30.099</u>	204.2	24.403	179.4		1:27.761	

80 Felipe Drugovich (BRA)									ADAC Formel 4										
lap	Sect-1	Speed	Sect-2	Speed	Sect-3	Speed	TopSpeed	laptime	pit	lap	Sect-1	Speed	Sect-2	Speed	Sect-3	Speed	Topspeed	laptime	pit
1	36.551					55.4		15:34.819		10	33.084		30.236	201.9	24.354	177.6		1:27.674	
2	46.610		55.857	64.2	33.219	178.8		2:15.686		11	33.080		30.000	203.8	24.394	178.2		1:27.474	
3	33.710		30.570	203.4	24.532	178.8		1:28.812		12	33.148		30.027	203.8	24.373	178.8		1:27.548	
4	33.373		30.044	<u>204.2</u>	24.404	178.8		1:27.821		13	33.138		30.144	203.4	24.359	177.9		1:27.641	
5	33.318		29.999	202.6	24.330	178.5		1:27.647		14	33.182		30.107	202.2	24.357	177.6		1:27.646	
6	33.100		29.961	203.0	24.351	178.5		<u>1:27.412</u>		15	33.162		30.071	202.6	24.404	178.2		1:27.637	
7	33.211		<u>29.913</u>	203.4	<u>24.292</u>	178.8		1:27.416		16	33.839		30.172	202.6	24.340	<u>179.1</u>		1:28.351	
8	33.103		29.942	203.4	24.449	178.8		1:27.494		17	33.180		30.136	202.2	24.408	178.2		1:27.724	
9	<u>33.026</u>		30.017	202.2	24.414	177.4		1:27.457		18	33.207		30.201	201.9	24.351	178.5		1:27.759	

81 Nicklas Nielsen (DNK)									ADAC Formel 4										
lap	Sect-1	Speed	Sect-2	Speed	Sect-3	Speed	TopSpeed	laptime	pit	lap	Sect-1	Speed	Sect-2	Speed	Sect-3	Speed	Topspeed	laptime	pit

90 Cedric Piro (DEU)									ADAC Formel 4										
lap	Sect-1	Speed	Sect-2	Speed	Sect-3	Speed	TopSpeed	laptime	pit	lap	Sect-1	Speed	Sect-2	Speed	Sect-3	Speed	Topspeed	laptime	pit
1						55.8		15:51.967		10	33.177		29.954	206.1	24.425	180.9		1:27.556	
2	40.582		50.013	69.5	28.687	181.2		1:59.282		11	<u>33.137</u>		30.285	<u>207.3</u>	24.934	180.6		1:28.356	
3	34.522		30.616	206.1	24.993	<u>182.4</u>		1:30.131		12	33.221		30.236	206.1	24.581	180.3		1:28.038	
4	34.482		30.891	205.3	26.665	179.7		1:32.038		13	33.366		30.270	206.5	24.610	181.8		1:28.246	
5	34.361		30.455	204.9	24.698	182.1		1:29.514		14	33.757		30.423	205.7	24.740	180.6		1:28.920	
6	33.944		30.575	<u>207.3</u>	24.769	180.6		1:29.288		15	33.521		30.180	206.9	24.654	180.9		1:28.355	
7	33.472		30.139	206.5	24.638	181.5		1:28.249		16	33.537		30.296	204.9	24.555	181.5		1:28.388	
8	33.526		30.028	204.9	<u>24.350</u>	180.0		1:27.904		17	33.553		30.361	204.5	24.568	180.9		1:28.482	
9	33.340		30.147	203.8	24.475	179.7		1:27.962		18	33.420		30.278	204.5	24.554	180.6		1:28.252	



ADAC TCR Race Weekend - Oschersleben

DMSB Reg. nr: 181/2016

ADAC Formula 4

17 - 19 June 2016

Laps and Sector Times

Oschersleben - 3696 mtr.

96 Joey Mawson (AUS)										ADAC Formel 4										
lap	Sect-1	Speed	Sect-2	Speed	Sect-3	Speed	TopSpeed	laptime	pit	lap	Sect-1	Speed	Sect-2	Speed	Sect-3	Speed	Topspeed	laptime	pit	
1	36.629							15:34.533		10	32.965		29.857	206.1	24.239	181.2			1:27.061	
2	45.663		56.930	62.5	33.448	<u>182.1</u>		2:16.041		11	33.057		30.131	201.5	24.304	180.9			1:27.492	
3	34.052		30.601	<u>206.9</u>	24.377	180.9		1:29.030		12	33.104		29.928	204.9	24.325	180.3			1:27.357	
4	33.020		<u>29.727</u>	204.9	24.195	180.0		1:26.942		13	33.062		30.010	204.2	24.260	180.0			1:27.332	
5	33.006		29.957	204.5	24.187	180.3		1:27.150		14	33.072		29.926	205.3	24.325	180.6			1:27.323	
6	33.230		30.059	204.5	24.337	177.6		1:27.626		15	32.987		30.024	204.2	24.309	180.0			1:27.320	
7	32.998		29.755	205.7	24.121	179.7		1:26.874		16	32.952		29.785	204.5	24.273	180.0			1:27.010	
8	<u>32.822</u>		29.802	205.7	<u>24.075</u>	180.6		<u>1:26.699</u>		17	32.983		29.909	204.2	24.217	180.0			1:27.109	
9	32.825		30.017	204.5	24.224	180.6		1:27.066		18	32.988		29.944	204.2	24.417	167.5			1:27.349	

99 Sophia Flörsch (DEU)										ADAC Formel 4										
lap	Sect-1	Speed	Sect-2	Speed	Sect-3	Speed	TopSpeed	laptime	pit	lap	Sect-1	Speed	Sect-2	Speed	Sect-3	Speed	Topspeed	laptime	pit	
1	36.363					71.2		15:43.236		10	33.120		<u>30.027</u>	203.0	<u>24.338</u>	179.4			<u>1:27.485</u>	
2	44.434		52.559	69.0	30.339	<u>180.9</u>		2:07.332		11	33.076		30.190	202.6	24.399	180.3			1:27.665	
3	34.937		30.962	<u>204.2</u>	24.948	177.6		1:30.847		12	33.137		30.213	202.2	24.453	179.4			1:27.803	
4	34.374		31.976	200.0	24.966	179.4		1:31.316		13	33.168		30.143	202.2	24.346	179.4			1:27.657	
5	33.330		30.226	200.7	24.422	178.5		1:27.978		14	<u>33.068</u>		30.199	202.2	24.397	179.4			1:27.664	
6	33.349		30.571	200.4	24.467	178.5		1:28.387		15	33.203		30.174	203.0	24.423	180.0			1:27.800	
7	33.218		30.094	202.6	24.339	179.1		1:27.651		16	33.184		30.131	<u>204.2</u>	24.406	<u>180.9</u>			1:27.721	
8	33.359		30.272	201.5	24.446	178.8		1:28.077		17	33.168		30.289	203.0	24.774	179.7			1:28.231	
9	33.213		30.123	203.0	24.435	178.5		1:27.771		18	33.314		30.227	203.8	24.454	179.4			1:27.995	