

Ergebnis

ADAC Mini Bike Cup

2010

V4 Faßberg

am

12.-13.06.2010

Einsteigerklasse



ADAC Kartrennen Fassberg

Nach bester Rundenzeit sortiert

Einsteiger

Faßberg 0,880 Km

Freies Training Gr. 1

12.06.2010 08:00

Training started at 8:02:13

Pos.	St.Nr.	Name	Klasse	Rnd.	Beste Zeit.	Diff.	In Runde	Team
1	46	Jonas Geitner	Minibike	14	50.145		4	ADAC Team Nordbayern e.V.
2	38	Hannes Soomer	Minibike	13	50.878	0.733	9	Sachsenring Junior Racing School
3	34	TOM Günther	Minibike	10	51.396	1.251	9	ADAC Sachsen e.V.
4	64	Kevin Rofner	Minibike	14	52.646	2.501	13	PBIG München e.V.
5	40	Christopher Kogelbauer	Minibike	11	52.844	2.699	11	
6	43	Nadine Wagner	Minibike	12	53.551	3.406	12	MSC Winkemesser Frankfurt e.V.
7	30	Philipp Freitag	Minibike	12	54.159	4.014	12	ADAC Team Hansa e.V.
8	28	Toni Thurmayer	Minibike	13	54.787	4.642	9	ADAC Nordbayern e.V.
9	25	Kevin Sieder	Minibike	12	55.310	5.165	11	
10	36	Lukas Ullmann	Minibike	12	55.933	5.788	12	LuBaLa-Team
11	41	Tim Maximilian Georgi	Minibike	12	57.486	7.341	8	
12	99			5	1:03.980	13.835	5	
13	26			10	1:06.965	16.820	7	
14	31	Philip Jork	Minibike	10	1:07.015	16.870	6	



ADAC Kartrennen Fassberg

Einsteiger
Freies Training Gr. 1
Training started at 8:02:13

Faßberg 0,880 Km
12.06.2010 08:00



Runde	Rundenzeit	Diff.	Tageszeit
(46) Jonas Geitner			
1	54.429	+4.284	8:06:43.740
2	51.548	+1.403	8:07:35.288
3	51.284	+1.139	8:08:26.572
4	50.145		8:09:16.717
5	51.928	+1.783	8:10:08.645
6	51.677	+1.532	8:11:00.322
7	51.218	+1.073	8:11:51.540
8	50.697	+0.552	8:12:42.237
9	50.260	+0.115	8:13:32.497
10	50.281	+0.136	8:14:22.778
11	58.792	+8.647	8:15:21.570
12	1:12.942	+22.797	8:16:34.512
13	51.515	+1.370	8:17:26.027
14	50.991	+0.846	8:18:17.018

Runde	Rundenzeit	Diff.	Tageszeit
(38) Hannes Soomer			
1	1:02.372	+11.494	8:07:08.384
2	58.583	+7.705	8:08:06.967
3	55.555	+4.677	8:09:02.522
4	53.915	+3.037	8:09:56.437
5	55.741	+4.863	8:10:52.178
6	55.821	+4.943	8:11:47.999
7	53.785	+2.907	8:12:41.784
8	51.668	+0.790	8:13:33.452
9	50.878		8:14:24.330
10	57.304	+6.426	8:15:21.634
11	51.742	+0.864	8:16:13.376
12	52.896	+2.018	8:17:06.272
13	51.308	+0.430	8:17:57.580

Runde	Rundenzeit	Diff.	Tageszeit
(34) TOM Günther			
1	57.521	+6.125	8:06:49.126
2	54.899	+3.503	8:07:44.025
3	55.338	+3.942	8:08:39.363
4	2:39.563	+1:48.167	8:11:18.926
5	1:45.559	+54.163	8:13:04.485
6	53.510	+2.114	8:13:57.995
7	51.547	+0.151	8:14:49.542
8	52.201	+0.805	8:15:41.743
9	51.396		8:16:33.139
10	1:46.933	+55.537	8:18:20.072

Runde	Rundenzeit	Diff.	Tageszeit
(64) Kevin Rofner			
1	57.391	+4.745	8:06:48.765
2	56.077	+3.431	8:07:44.842
3	56.041	+3.395	8:08:40.883
4	55.364	+2.718	8:09:36.247
5	54.700	+2.054	8:10:30.947
6	55.499	+2.853	8:11:26.446
7	54.009	+1.363	8:12:20.455
8	53.765	+1.119	8:13:14.220
9	53.409	+0.763	8:14:07.629
10	52.969	+0.323	8:15:00.598
11	52.736	+0.090	8:15:53.334
12	55.306	+2.660	8:16:48.640
13	52.646		8:17:41.286
14	52.831	+0.185	8:18:34.117

Runde	Rundenzeit	Diff.	Tageszeit
(40) Christopher Kogelbauer			
1	1:00.186	+7.342	8:07:53.904
2	1:39.970	+47.126	8:09:33.874
3	59.138	+6.294	8:10:33.012
4	57.699	+4.855	8:11:30.711
5	58.450	+5.606	8:12:29.161

Runde	Rundenzeit	Diff.	Tageszeit
6	1:17.778	+24.934	8:13:46.939
7	55.556	+2.712	8:14:42.495
8	1:10.717	+17.873	8:15:53.212
9	56.615	+3.771	8:16:49.827
10	52.890	+0.046	8:17:42.717
11	52.844		8:18:35.561

Runde	Rundenzeit	Diff.	Tageszeit
(43) Nadine Wagner			
1	1:01.596	+8.045	8:07:03.412
2	58.794	+5.243	8:08:02.206
3	57.391	+3.840	8:08:59.597
4	56.511	+2.960	8:09:56.108
5	56.651	+3.100	8:10:52.759
6	56.030	+2.479	8:11:48.789
7	56.681	+3.130	8:12:45.470
8	54.650	+1.099	8:13:40.120
9	54.634	+1.083	8:14:34.754
10	1:47.329	+53.778	8:16:22.083
11	55.094	+1.543	8:17:17.177
12	53.551		8:18:10.728

Runde	Rundenzeit	Diff.	Tageszeit
(30) Philipp Freitag			
1	59.647	+5.488	8:06:54.536
2	57.732	+3.573	8:07:52.268
3	56.784	+2.625	8:08:49.052
4	57.419	+3.260	8:09:46.471
5	1:17.740	+23.581	8:11:04.211
6	56.661	+2.502	8:12:00.872
7	59.939	+5.780	8:13:00.811
8	1:21.923	+27.764	8:14:22.734
9	1:00.839	+6.680	8:15:23.573
10	55.999	+1.840	8:16:19.572
11	55.204	+1.045	8:17:14.776
12	54.159		8:18:08.935

Runde	Rundenzeit	Diff.	Tageszeit
(28) Toni Thurmayer			
1	1:00.989	+6.202	8:07:00.282
2	58.752	+3.965	8:07:59.034
3	56.601	+1.814	8:08:55.635
4	56.982	+2.195	8:09:52.617
5	57.746	+2.959	8:10:50.363
6	57.563	+2.776	8:11:47.926
7	58.260	+3.473	8:12:46.186
8	55.317	+0.530	8:13:41.503
9	54.787		8:14:36.290
10	56.680	+1.893	8:15:32.970
11	55.729	+0.942	8:16:28.699
12	55.366	+0.579	8:17:24.065
13	55.657	+0.870	8:18:19.722

Runde	Rundenzeit	Diff.	Tageszeit
(25) Kevin Sieder			
1	59.308	+3.998	8:06:55.777
2	58.271	+2.961	8:07:54.048
3	55.830	+0.520	8:08:49.878
4	56.128	+0.818	8:09:46.006
5	1:44.340	+49.030	8:11:30.346
6	1:32.627	+37.317	8:13:02.973
7	56.439	+1.129	8:13:59.412
8	56.942	+1.632	8:14:56.354
9	56.615	+1.305	8:15:52.969
10	55.889	+0.579	8:16:48.858
11	55.310		8:17:44.168
12	1:09.547	+14.237	8:18:53.715

Runde	Rundenzeit	Diff.	Tageszeit
(36) Lukas Ullmann			
1	1:04.981	+9.048	8:07:07.606

Runde	Rundenzeit	Diff.	Tageszeit
2	1:02.377	+6.444	8:08:09.983
3	59.944	+4.011	8:09:09.927
4	58.641	+2.708	8:10:08.568
5	58.898	+2.965	8:11:07.466
6	1:42.739	+46.806	8:12:50.205
7	57.576	+1.643	8:13:47.781
8	56.167	+0.234	8:14:43.948
9	56.548	+0.615	8:15:40.496
10	56.932	+0.999	8:16:37.428
11	1:00.245	+4.312	8:17:37.673
12	55.933		8:18:33.606

Runde	Rundenzeit	Diff.	Tageszeit
(41) Tim Maximilian Georgi			
1	1:09.036	+11.550	8:07:18.090
2	1:04.222	+6.736	8:08:22.312
3	1:01.884	+4.398	8:09:24.196
4	1:02.028	+4.542	8:10:26.224
5	1:00.016	+2.530	8:11:26.240
6	59.628	+2.142	8:12:25.868
7	58.930	+1.444	8:13:24.798
8	57.486		8:14:22.284
9	1:01.928	+4.442	8:15:24.212
10	1:02.539	+5.053	8:16:26.751
11	59.269	+1.783	8:17:26.020
12	1:00.581	+3.095	8:18:26.601

Runde	Rundenzeit	Diff.	Tageszeit
(99) Moritz Schreyer			
1	1:12.866	+8.886	8:12:54.316
2	1:08.899	+4.919	8:14:03.215
3	1:11.512	+7.532	8:15:14.727
4	1:07.128	+3.148	8:16:21.855
5	1:03.980		8:17:25.835

Runde	Rundenzeit	Diff.	Tageszeit
(26) Benjamin Rösch			
1	1:10.114	+3.149	8:07:23.510
2	1:09.372	+2.407	8:08:32.882
3	1:08.271	+1.306	8:09:41.153
4	1:08.833	+1.868	8:10:49.986
5	1:09.242	+2.277	8:11:59.228
6	1:08.192	+1.227	8:13:07.420
7	1:06.965		8:14:14.385
8	1:57.145	+50.180	8:16:11.530
9	1:07.134	+0.169	8:17:18.664
10	1:07.716	+0.751	8:18:26.380

Runde	Rundenzeit	Diff.	Tageszeit
(31) Philip Jork			
1	1:14.597	+7.582	8:07:29.621
2	1:11.784	+4.769	8:08:41.405
3	1:10.773	+3.758	8:09:52.178
4	2:07.321	+1:00.306	8:11:59.499
5	1:08.180	+1.165	8:13:07.679
6	1:07.015		8:14:14.694
7	1:08.749	+1.734	8:15:23.443
8	1:08.594	+1.579	8:16:32.037
9	1:07.233	+0.218	8:17:39.270
10	1:10.799	+3.784	8:18:50.069



ADAC Mini Bike Cup

ADAC Kartrennen Fassberg

Nach bester Rundenzeit sortiert

Einsteiger

Faßberg 0,880 Km

Freies Training Gr. 2

12.06.2010 08:18

Training started at 8:19:09



Pos.	St.Nr.	Name	Klasse	Rnd.	Beste Zeit.	Diff.	In Runde	Team
1	47	Robin Stehr	Minibike	16	50.998		6	ADAC Hessen-Thüringen e.V.
2	37	Arnaud Friedrich	Minibike	16	51.381	0.383	15	ADAC Sachsen e.V.
3	33	Gabriel Noderer	Minibike	15	51.808	0.810	15	ADAC Nordbayern e.V.
4	63	Maximilian Sohnus	Minibike	13	52.891	1.893	11	PBIG M e.V.
5	61	Sebastian Krog	Minibike	13	53.748	2.750	10	MSC Porz Köln e.V.
6	39	Justin Dornbusch	Minibike	12	54.228	3.230	12	Race-Point Berlin
7	29	Robin Jörger	Minibike	15	54.332	3.334	13	Moto-Bike-Shop Offenburg
8	48	Vivien Lorenz	Minibike	14	55.019	4.021	7	ADAC Sachsene,V.
9	69	Matyas Bilek	Minibike	13	55.343	4.345	9	Rohac Fejta motorracingteam
10	68	Timon Salewski	Minibike	14	55.658	4.660	11	
11	35	Bastian Ullmann	Minibike	14	56.434	5.436	13	LuBaLa Team
12	50	Colin Hufnagel	Minibike	14	57.391	6.393	13	
13	42	Manuel Rösch	Minibike	14	57.402	6.404	6	
14	49	Leon Czichos	Minibike	14	58.514	7.516	7	
15	62	Robin Nickel	Minibike	13	1:01.553	10.555	6	
16	32	Lucas Geitner	Minibike	12	1:06.781	15.783	12	ADAC Nordbayern e.V.

Zeitnahmekommissar & Auswertung

Orbits

Rennleiter



ADAC Kartrennen Fassberg

Einsteiger
 Freies Training Gr. 2
 Training started at 8:19:09

Faßberg 0,880 Km
 12.06.2010 08:18



Runde	Rundenzeit	Diff.	Tageszeit
(47) Robin Stehr			
1	55.006	+4.008	8:21:04.595
2	52.739	+1.741	8:21:57.334
3	52.939	+1.941	8:22:50.273
4	53.111	+2.113	8:23:43.384
5	53.776	+2.778	8:24:37.160
6	50.998		8:25:28.158
7	52.201	+1.203	8:26:20.359
8	52.489	+1.491	8:27:12.848
9	1:15.055	+24.057	8:28:27.903
10	52.695	+1.697	8:29:20.598
11	51.970	+0.972	8:30:12.568
12	51.051	+0.053	8:31:03.619
13	52.323	+1.325	8:31:55.942
14	51.475	+0.477	8:32:47.417
15	51.456	+0.458	8:33:38.873
16	51.008	+0.010	8:34:29.881

Runde	Rundenzeit	Diff.	Tageszeit
(37) Arnaud Friedrich			
1	55.316	+3.935	8:21:10.099
2	55.052	+3.671	8:22:05.151
3	54.738	+3.357	8:22:59.889
4	54.309	+2.928	8:23:54.198
5	53.010	+1.629	8:24:47.208
6	52.843	+1.462	8:25:40.051
7	52.542	+1.161	8:26:32.593
8	52.163	+0.782	8:27:24.756
9	54.311	+2.930	8:28:19.067
10	51.699	+0.318	8:29:10.766
11	51.451	+0.070	8:30:02.217
12	53.223	+1.842	8:30:55.440
13	53.380	+1.999	8:31:48.820
14	52.040	+0.659	8:32:40.860
15	51.381		8:33:32.241
16	51.807	+0.426	8:34:24.048

Runde	Rundenzeit	Diff.	Tageszeit
(33) Gabriel Noderer			
1	56.659	+4.851	8:21:08.929
2	56.882	+5.074	8:22:05.811
3	55.179	+3.371	8:23:00.990
4	54.727	+2.919	8:23:55.717
5	53.104	+1.296	8:24:48.821
6	53.644	+1.836	8:25:42.465
7	1:27.986	+36.178	8:27:10.451
8	54.866	+3.058	8:28:05.317
9	54.004	+2.196	8:28:59.321
10	54.145	+2.337	8:29:53.466
11	54.808	+3.000	8:30:48.274
12	54.042	+2.234	8:31:42.316
13	53.116	+1.308	8:32:35.432
14	54.177	+2.369	8:33:29.609
15	51.808		8:34:21.417

Runde	Rundenzeit	Diff.	Tageszeit
(63) Maximilian Sohnius			
1	59.935	+7.044	8:21:21.021
2	57.716	+4.825	8:22:18.737
3	57.200	+4.309	8:23:15.937
4	1:55.017	+1:02.126	8:25:10.954
5	56.892	+4.001	8:26:07.846
6	54.243	+1.352	8:27:02.089
7	55.612	+2.721	8:27:57.701
8	53.793	+0.902	8:28:51.494
9	54.684	+1.793	8:29:46.178
10	53.677	+0.786	8:30:39.855
11	52.891		8:31:32.746

Runde	Rundenzeit	Diff.	Tageszeit
12	53.164	+0.273	8:32:25.910
13	2:21.282	+1:28.391	8:34:47.192

Runde	Rundenzeit	Diff.	Tageszeit
(61) Sebastian Krog			
1	1:00.669	+6.920	8:21:17.544
2	58.442	+4.693	8:22:15.986
3	56.200	+2.451	8:23:12.186
4	55.104	+1.355	8:24:07.290
5	56.123	+2.374	8:25:03.413
6	54.978	+1.229	8:25:58.391
7	1:02.662	+8.913	8:27:01.053
8	2:56.827	+2:03.078	8:29:57.880
9	54.257	+0.508	8:30:52.137
10	53.748		8:31:45.885
11	1:00.285	+6.536	8:32:46.170
12	56.544	+2.795	8:33:42.714
13	55.567	+1.818	8:34:38.281

Runde	Rundenzeit	Diff.	Tageszeit
(39) Justin Dornbusch			
1	1:02.007	+7.779	8:24:01.918
2	59.532	+5.304	8:25:01.450
3	56.807	+2.579	8:25:58.257
4	58.747	+4.519	8:26:57.004
5	57.637	+3.409	8:27:54.641
6	56.201	+1.973	8:28:50.842
7	56.057	+1.829	8:29:46.899
8	56.461	+2.233	8:30:43.360
9	55.570	+1.342	8:31:38.930
10	55.550	+1.322	8:32:34.480
11	57.356	+3.128	8:33:31.836
12	54.228		8:34:26.064

Runde	Rundenzeit	Diff.	Tageszeit
(29) Robin Jörger			
1	58.439	+4.106	8:21:11.883
2	57.011	+2.678	8:22:08.894
3	56.562	+2.229	8:23:05.456
4	55.529	+1.196	8:24:00.985
5	55.520	+1.187	8:24:56.505
6	55.191	+0.858	8:25:51.696
7	55.086	+0.753	8:26:46.782
8	54.955	+0.622	8:27:41.737
9	55.709	+1.376	8:28:37.446
10	56.373	+2.040	8:29:33.819
11	54.439	+0.106	8:30:28.258
12	55.363	+1.030	8:31:23.621
13	54.332		8:32:17.953
14	55.807	+1.474	8:33:13.760
15	55.034	+0.701	8:34:08.794

Runde	Rundenzeit	Diff.	Tageszeit
(48) Vivien Lorenz			
1	1:00.250	+5.231	8:21:23.617
2	57.858	+2.839	8:22:21.475
3	57.154	+2.135	8:23:18.629
4	55.036	+0.017	8:24:13.665
5	56.386	+1.367	8:25:10.051
6	56.508	+1.489	8:26:06.559
7	55.019		8:27:01.578
8	57.492	+2.473	8:27:59.070
9	1:43.313	+48.294	8:29:42.383
10	56.360	+1.341	8:30:38.743
11	55.127	+0.108	8:31:33.870
12	55.924	+0.905	8:32:29.794
13	55.111	+0.092	8:33:24.905
14	56.309	+1.290	8:34:21.214

Runde	Rundenzeit	Diff.	Tageszeit
(69) Matyas Bilek			

Runde	Rundenzeit	Diff.	Tageszeit
1	1:01.987	+6.644	8:21:22.273
2	58.949	+3.606	8:22:21.222
3	1:41.711	+46.368	8:24:02.933
4	57.608	+2.265	8:25:00.541
5	57.383	+2.040	8:25:57.924
6	58.229	+2.886	8:26:56.153
7	1:27.861	+32.518	8:28:24.014
8	59.420	+4.077	8:29:23.434
9	55.343		8:30:18.777
10	57.506	+2.163	8:31:16.283
11	55.804	+0.461	8:32:12.087
12	56.116	+0.773	8:33:08.203
13	57.335	+1.992	8:34:05.538

Runde	Rundenzeit	Diff.	Tageszeit
(68) Timon Salewski			
1	1:07.641	+11.983	8:21:40.990
2	1:00.836	+5.178	8:22:41.826
3	57.649	+1.991	8:23:39.475
4	58.677	+3.019	8:24:38.152
5	59.171	+3.513	8:25:37.323
6	58.652	+2.994	8:26:35.975
7	56.530	+0.872	8:27:32.505
8	56.698	+1.040	8:28:29.203
9	56.762	+1.104	8:29:25.965
10	58.970	+3.312	8:30:24.935
11	55.658		8:31:20.593
12	56.982	+1.324	8:32:17.575
13	57.649	+1.991	8:33:15.224
14	58.338	+2.680	8:34:13.562

Runde	Rundenzeit	Diff.	Tageszeit
(35) Bastian Ullmann			
1	1:00.983	+4.549	8:21:17.344
2	1:01.300	+4.866	8:22:18.644
3	1:00.350	+3.916	8:23:18.994
4	57.929	+1.495	8:24:16.923
5	58.059	+1.625	8:25:14.982
6	58.666	+2.232	8:26:13.648
7	56.640	+0.206	8:27:10.288
8	56.590	+0.156	8:28:06.878
9	1:50.938	+54.504	8:29:57.816
10	57.442	+1.008	8:30:55.258
11	1:00.501	+4.067	8:31:55.759
12	57.609	+1.175	8:32:53.368
13	56.434		8:33:49.802
14	57.259	+0.825	8:34:47.061

Runde	Rundenzeit	Diff.	Tageszeit
(50) Colin Hufnagel			
1	1:03.344	+5.953	8:21:23.340
2	1:00.731	+3.340	8:22:24.071
3	59.937	+2.546	8:23:24.008
4	59.445	+2.054	8:24:23.453
5	59.806	+2.415	8:25:23.259
6	58.521	+1.130	8:26:21.780
7	59.106	+1.715	8:27:20.886
8	1:02.408	+5.017	8:28:23.294
9	1:00.017	+2.626	8:29:23.311
10	58.088	+0.697	8:30:21.399
11	58.060	+0.669	8:31:19.459
12	57.663	+0.272	8:32:17.122
13	57.391		8:33:14.513
14	58.693	+1.302	8:34:13.206

Runde	Rundenzeit	Diff.	Tageszeit
(42) Manuel Rösch			
1	1:02.024	+4.622	8:21:23.946
2	1:00.423	+3.021	8:22:24.369
3	59.894	+2.492	8:23:24.263

Zeitnahmekommissar & Auswertung

Orbits

Rennleiter



ADAC Kartrennen Fassberg
Nach bester Rundenzeit sortiert

Einsteiger

Faßberg 0,880 Km

1. Zeittraining

12.06.2010 11:19

Qualifikation (15:00 Zeit) started at 11:20:00

Pos.	St.Nr.	Name	Klasse	Rnd.	Beste Zeit.	Diff.	In Runde	Team
1	46	Jonas Geitner	Minibike	16	48.642		15	ADAC Team Nordbayern e.V.
2	33	Gabriel Noderer	Minibike	17	49.312	0.670	16	ADAC Nordbayern e.V.
3	38	Hannes Soomer	Minibike	16	49.606	0.964	2	Sachsenring Junior Racing School
4	47	Robin Stehr	Minibike	17	50.091	1.449	9	ADAC Hessen-Thüringen e.V.
5	61	Sebastian Krog	Minibike	16	50.362	1.720	16	MSC Porz Köln e.V.
6	37	Arnaud Friedrich	Minibike	17	50.364	1.722	16	ADAC Sachsen e.V.
7	63	Maximilian Sohnius	Minibike	16	50.437	1.795	15	PBIG M e.V.
8	34	TOM Günther	Minibike	16	50.465	1.823	16	ADAC Sachsen e.V.
9	39	Justin Dornbusch	Minibike	17	50.645	2.003	16	Race-Point Berlin
10	64	Kevin Rofner	Minibike	16	50.805	2.163	12	PBIG München e.V.
11	40	Christopher Kogelbauer	Minibike	15	51.020	2.378	15	
12	28	Toni Thurmayer	Minibike	16	51.900	3.258	12	ADAC Nordbayern e.V.
13	43	Nadine Wagner	Minibike	11	51.918	3.276	10	MSC Winkemesser Frankfurt e.V.
14	30	Philipp Freitag	Minibike	16	52.210	3.568	14	ADAC Team Hansa e.V.
15	48	Vivien Lorenz	Minibike	15	52.256	3.614	10	ADAC Sachsen e.V.
16	41	Tim Maximilian Georgi	Minibike	16	53.168	4.526	15	
17	69	Matyas Bilek	Minibike	15	53.205	4.563	12	Rohac Fejta motorracingteam
18	27	Joscha Max Blin	Minibike	16	53.297	4.655	11	ADAC Hansa Team e.V.
19	29	Robin Jörger	Minibike	15	53.411	4.769	13	Moto-Bike-Shop Offenburg
Nicht Klassifiziert (110% = 53.506)								
	35	Bastian Ullmann	Minibike	15	54.126	5.484	15	LuBaLa Team
	25	Kevin Sieder	Minibike	16	54.701	6.059	3	
	36	Lukas Ullmann	Minibike	15	54.767	6.125	13	LuBaLa-Team
	68	Timon Salewski	Minibike	15	55.351	6.709	8	Müller Motorradteile
	62	Robin Nickel	Minibike	14	56.181	7.539	11	
	49	Leon Czichos	Minibike	15	56.261	7.619	15	
	50	Colin Hufnagel	Minibike	15	56.718	8.076	9	
	42	Manuel Rösch	Minibike	15	57.030	8.388	14	ADAC Sport Team Süd Bayern
	99	Moritz Schreyer	Minibike	10	59.259	10.617	7	
	31	Philip Jork	Minibike	13	1:04.372	15.730	13	
	32	Lucas Geitner	Minibike	13	1:04.411	15.769	3	ADAC Nordbayern e.V.
	26	Benjamin Rösch	Minibike	12	1:08.313	19.671	11	ADAC Sport Team Süd Bayern

ADAC Kartrennen Fassberg

Einsteiger

Faßberg 0,880 Km

1. Zeittraining

12.06.2010 11:19

Qualifikation (15:00 Zeit) started at 11:20:00

Runde	Rundenzeit	Diff.	Tageszeit	Runde	Rundenzeit	Diff.	Tageszeit	Runde	Rundenzeit	Diff.	Tageszeit
(46) Jonas Geitner				10	50.503	+0.412	11:47:57.238	2	51.834	+1.368	11:22:34.042
1	1:11.325	+22.683	11:21:58.948	11	52.123	+2.032	11:48:49.361	3	51.206	+0.740	11:23:25.248
2	53.563	+4.921	11:22:52.511	12	51.763	+1.672	11:49:41.124	4	52.332	+1.866	11:24:17.580
3	51.846	+3.204	11:23:44.357	13	50.904	+0.813	11:50:32.028	5	51.795	+1.329	11:25:09.375
4	51.228	+2.586	11:24:35.585	14	50.156	+0.065	11:51:22.184	6	51.440	+0.974	11:26:00.815
5	49.318	+0.676	11:25:24.903	15	50.534	+0.443	11:52:12.718	7	51.388	+0.922	11:26:52.203
6	1:37.918	+49.276	11:27:02.821	16	50.714	+0.623	11:53:03.432	8	51.664	+1.198	11:27:43.867
7	50.397	+1.755	11:27:53.218	17	51.889	+1.798	11:53:55.321	9	51.627	+1.161	11:28:35.494
8	49.210	+0.568	11:28:42.428	(61) Sebastian Krog				10	52.054	+1.588	11:29:27.548
9	50.842	+2.200	11:29:33.270	1	55.134	+4.772	11:39:45.671	11	52.820	+2.354	11:30:20.368
10	51.490	+2.848	11:30:24.760	2	52.707	+2.345	11:40:38.378	12	50.777	+0.311	11:31:11.145
11	49.102	+0.460	11:31:13.862	3	52.815	+2.453	11:41:31.193	13	1:44.402	+53.936	11:32:55.547
12	50.569	+1.927	11:32:04.431	4	52.974	+2.612	11:42:24.167	14	52.521	+2.056	11:33:48.069
13	50.503	+1.861	11:32:54.934	5	54.457	+4.095	11:43:18.624	15	51.273	+0.807	11:34:39.342
14	50.037	+1.395	11:33:44.971	6	51.551	+1.189	11:44:10.175	16	50.465		11:35:29.807
15	48.642		11:34:33.613	7	54.154	+3.792	11:45:04.329	(39) Justin Dornbusch			
16	49.616	+0.974	11:35:23.229	8	52.012	+1.650	11:45:56.341	1	57.543	+6.898	11:39:55.146
(33) Gabriel Noderer				9	1:13.028	+22.666	11:47:09.369	2	52.687	+2.042	11:40:47.833
1	53.868	+4.556	11:39:46.576	10	51.186	+0.824	11:48:00.555	3	53.657	+3.012	11:41:41.490
2	52.588	+3.276	11:40:39.164	11	50.837	+0.475	11:48:51.392	4	52.457	+1.812	11:42:33.947
3	1:10.503	+21.191	11:41:49.667	12	55.334	+4.972	11:49:46.726	5	52.767	+2.122	11:43:26.714
4	51.313	+2.001	11:42:40.980	13	52.443	+2.081	11:50:39.169	6	52.167	+1.522	11:44:18.881
5	51.015	+1.703	11:43:31.995	14	50.936	+0.574	11:51:30.105	7	52.082	+1.437	11:45:10.963
6	50.506	+1.194	11:44:22.501	15	51.030	+0.668	11:52:21.135	8	51.939	+1.294	11:46:02.902
7	49.602	+0.290	11:45:12.103	16	50.362		11:53:11.497	9	53.496	+2.851	11:46:56.398
8	51.047	+1.735	11:46:03.150	(37) Arnaud Friedrich				10	53.549	+2.904	11:47:49.947
9	52.418	+3.106	11:46:55.568	1	55.175	+4.811	11:39:52.774	11	52.910	+2.265	11:48:42.857
10	51.704	+2.392	11:47:47.272	2	51.938	+1.574	11:40:44.712	12	52.548	+1.903	11:49:35.405
11	49.805	+0.493	11:48:37.077	3	51.373	+1.009	11:41:36.085	13	52.325	+1.680	11:50:27.730
12	54.034	+4.722	11:49:31.111	4	52.580	+2.216	11:42:28.665	14	53.903	+3.258	11:51:21.633
13	53.356	+4.044	11:50:24.467	5	51.329	+0.965	11:43:19.994	15	51.650	+1.005	11:52:13.283
14	50.527	+1.215	11:51:14.994	6	51.809	+1.445	11:44:11.803	16	50.645		11:53:03.928
15	49.675	+0.363	11:52:04.669	7	51.252	+0.888	11:45:03.055	17	52.943	+2.298	11:53:56.871
16	49.312		11:52:53.981	8	52.887	+2.523	11:45:55.942	(64) Kevin Rofner			
17	1:19.133	+29.821	11:54:13.114	9	52.912	+2.548	11:46:48.854	1	52.405	+1.600	11:21:41.728
(38) Hannes Soomer				10	51.019	+0.655	11:47:39.873	2	51.661	+0.856	11:22:33.389
1	51.042	+1.436	11:21:39.427	11	1:09.899	+19.535	11:48:49.772	3	51.484	+0.679	11:23:24.873
2	49.606		11:22:29.033	12	52.464	+2.100	11:49:42.236	4	52.554	+1.749	11:24:17.427
3	50.948	+1.342	11:23:19.981	13	50.985	+0.621	11:50:33.221	5	51.658	+0.853	11:25:09.085
4	50.686	+1.080	11:24:10.667	14	50.524	+0.160	11:51:23.745	6	51.403	+0.598	11:26:00.488
5	49.955	+0.349	11:25:00.622	15	52.317	+1.953	11:52:16.062	7	51.481	+0.676	11:26:51.969
6	49.920	+0.314	11:25:50.542	16	50.364		11:53:06.426	8	51.496	+0.691	11:27:43.465
7	52.300	+2.694	11:26:42.842	17	50.747	+0.383	11:53:57.173	9	51.161	+0.356	11:28:34.626
8	51.199	+1.593	11:27:34.041	(63) Maximilian Sohnus				10	51.875	+1.070	11:29:26.501
9	2:03.477	+1:13.871	11:29:37.518	1	54.031	+3.594	11:39:44.497	11	1:51.740	+1:00.935	11:31:18.241
10	50.421	+0.815	11:30:27.939	2	53.226	+2.789	11:40:37.723	12	50.805		11:32:09.046
11	49.629	+0.023	11:31:17.568	3	1:21.578	+31.141	11:41:59.301	13	51.378	+0.573	11:33:00.424
12	49.688	+0.082	11:32:07.256	4	53.171	+2.734	11:42:52.472	14	51.782	+0.977	11:33:52.206
13	53.247	+3.641	11:33:00.503	5	52.355	+1.918	11:43:44.827	15	51.727	+0.922	11:34:43.933
14	52.497	+2.891	11:33:53.000	6	52.142	+1.705	11:44:36.969	16	51.839	+1.034	11:35:35.772
15	51.002	+1.396	11:34:44.002	7	51.538	+1.101	11:45:28.507	(40) Christopher Kogelbauer			
16	51.109	+1.503	11:35:35.111	8	51.948	+1.511	11:46:20.455	1	56.760	+5.740	11:21:52.127
(47) Robin Stehr				9	50.932	+0.495	11:47:11.387	2	55.629	+4.609	11:22:47.756
1	51.526	+1.435	11:39:39.341	10	51.142	+0.705	11:48:02.529	3	52.710	+1.690	11:23:40.466
2	50.695	+0.604	11:40:30.036	11	51.200	+0.763	11:48:53.729	4	1:16.948	+25.928	11:24:57.414
3	50.467	+0.376	11:41:20.503	12	1:39.844	+49.407	11:50:33.573	5	51.843	+0.823	11:25:49.257
4	50.686	+0.595	11:42:11.189	13	51.045	+0.608	11:51:24.618	6	53.103	+2.083	11:26:42.360
5	51.186	+1.095	11:43:02.375	14	51.740	+1.303	11:52:16.358	7	1:20.870	+29.850	11:28:03.230
6	52.722	+2.631	11:43:55.097	15	50.437		11:53:06.795	8	51.416	+0.396	11:28:54.646
7	1:20.889	+30.798	11:45:15.986	16	51.126	+0.689	11:53:57.921	9	51.812	+0.792	11:29:46.458
8	1:00.658	+10.567	11:46:16.644	(34) TOM Günther				10	1:32.529	+41.509	11:31:18.987
9	50.091		11:47:06.735	1	52.069	+1.603	11:21:42.208	11	51.496	+0.476	11:32:10.483
								12	52.455	+1.435	11:33:02.938

Zeitnahmekommissar & Auswertung

Orbits

Rennleiter



ADAC Kartrennen Fassberg

Einsteiger
1. Zeittraining

Faßberg 0,880 Km
12.06.2010 11:19

Qualifikation (15:00 Zeit) started at 11:20:00

Runde	Rundenzeit	Diff.	Tageszeit
13	55.120	+4.100	11:33:58.058
14	56.175	+5.155	11:34:54.233
15	51.020		11:35:45.253

(28) Toni Thurmayer

Runde	Rundenzeit	Diff.	Tageszeit
1	56.426	+4.526	11:21:58.145
2	55.246	+3.346	11:22:53.391
3	55.046	+3.146	11:23:48.437
4	54.117	+2.217	11:24:42.554
5	53.795	+1.895	11:25:36.349
6	55.679	+3.779	11:26:32.028
7	53.324	+1.424	11:27:25.352
8	52.841	+0.941	11:28:18.193
9	53.059	+1.159	11:29:11.252
10	53.999	+2.099	11:30:05.251
11	1:14.661	+22.761	11:31:19.912
12	51.900		11:32:11.812
13	52.257	+0.357	11:33:04.069
14	54.273	+2.373	11:33:58.342
15	52.567	+0.667	11:34:50.909
16	51.924	+0.024	11:35:42.833

(43) Nadine Wagner

Runde	Rundenzeit	Diff.	Tageszeit
1	57.377	+5.459	11:21:56.528
2	56.159	+4.241	11:22:52.687
3	1:10.142	+18.224	11:24:02.829
4	54.224	+2.306	11:24:57.053
5	53.420	+1.502	11:25:50.473
6	54.959	+3.041	11:26:45.432
7	53.496	+1.578	11:27:38.928
8	52.943	+1.025	11:28:31.871
9	53.652	+1.734	11:29:25.523
10	51.918		11:30:17.441
11	52.785	+0.867	11:31:10.226

(30) Philipp Freitag

Runde	Rundenzeit	Diff.	Tageszeit
1	58.267	+6.057	11:21:55.743
2	55.282	+3.072	11:22:51.025
3	53.869	+1.659	11:23:44.894
4	56.119	+3.909	11:24:41.013
5	53.760	+1.550	11:25:34.773
6	54.955	+2.745	11:26:29.728
7	53.211	+1.001	11:27:22.939
8	54.218	+2.008	11:28:17.157
9	53.284	+1.074	11:29:10.441
10	52.563	+0.353	11:30:03.004
11	52.608	+0.398	11:30:55.612
12	53.022	+0.812	11:31:48.634
13	52.360	+0.150	11:32:40.994
14	52.210		11:33:33.204
15	54.284	+2.074	11:34:27.488
16	52.798	+0.588	11:35:20.286

(48) Vivien Lorenz

Runde	Rundenzeit	Diff.	Tageszeit
1	1:01.246	+8.990	11:39:59.642
2	1:26.136	+33.880	11:41:25.778
3	54.070	+1.814	11:42:19.848
4	53.261	+1.005	11:43:13.109
5	52.861	+0.605	11:44:05.970
6	54.168	+1.912	11:45:00.138
7	55.671	+3.415	11:45:55.809
8	54.280	+2.024	11:46:50.089
9	54.132	+1.876	11:47:44.221
10	52.256		11:48:36.477
11	53.903	+1.647	11:49:30.380
12	55.722	+3.466	11:50:26.102

Runde	Rundenzeit	Diff.	Tageszeit
13	55.924	+3.668	11:51:22.026
14	55.153	+2.897	11:52:17.179
15	54.178	+1.922	11:53:11.357

(41) Tim Maximilian Georgi

Runde	Rundenzeit	Diff.	Tageszeit
1	57.075	+3.907	11:21:57.836
2	56.979	+3.811	11:22:54.815
3	55.545	+2.377	11:23:50.360
4	54.618	+1.450	11:24:44.978
5	55.230	+2.062	11:25:40.208
6	55.917	+2.749	11:26:36.125
7	54.179	+1.011	11:27:30.304
8	53.885	+0.717	11:28:24.189
9	55.479	+2.311	11:29:19.668
10	53.628	+0.460	11:30:13.296
11	53.695	+0.527	11:31:06.991
12	53.543	+0.375	11:32:00.534
13	54.249	+1.081	11:32:54.783
14	55.834	+2.666	11:33:50.617
15	53.168		11:34:43.785
16	54.707	+1.539	11:35:38.492

(69) Matyas Bilek

Runde	Rundenzeit	Diff.	Tageszeit
1	58.443	+5.238	11:21:55.268
2	54.741	+1.536	11:22:50.009
3	54.266	+1.061	11:23:44.275
4	58.127	+4.922	11:24:42.402
5	1:30.190	+36.985	11:26:12.592
6	1:02.492	+9.287	11:27:15.084
7	1:24.435	+31.230	11:28:39.519
8	57.831	+4.626	11:29:37.350
9	58.082	+4.877	11:30:35.432
10	56.551	+3.346	11:31:31.983
11	54.806	+1.601	11:32:26.789
12	53.205		11:33:19.994
13	54.303	+1.098	11:34:14.297
14	53.528	+0.323	11:35:07.825
15	56.496	+3.291	11:36:04.321

(27) Joscha Max Blin

Runde	Rundenzeit	Diff.	Tageszeit
1	57.568	+4.271	11:21:53.824
2	55.172	+1.875	11:22:48.996
3	53.793	+0.496	11:23:42.789
4	54.609	+1.312	11:24:37.398
5	55.414	+2.117	11:25:32.812
6	54.637	+1.340	11:26:27.449
7	53.316	+0.019	11:27:20.765
8	54.988	+1.691	11:28:15.753
9	53.702	+0.405	11:29:09.455
10	55.235	+1.938	11:30:04.690
11	53.297		11:30:57.987
12	53.499	+0.202	11:31:51.486
13	53.563	+0.266	11:32:45.049
14	53.644	+0.347	11:33:38.693
15	54.456	+1.159	11:34:33.149
16	53.600	+0.303	11:35:26.749

(29) Robin Jörger

Runde	Rundenzeit	Diff.	Tageszeit
1	55.127	+1.716	11:39:48.174
2	53.719	+0.308	11:40:41.893
3	54.151	+0.740	11:41:36.044
4	54.083	+0.672	11:42:30.127
5	1:17.479	+24.068	11:43:47.606
6	1:45.947	+52.536	11:45:33.553
7	54.645	+1.234	11:46:28.198
8	54.377	+0.966	11:47:22.575

Runde	Rundenzeit	Diff.	Tageszeit
9	53.702	+0.291	11:48:16.277
10	54.122	+0.711	11:49:10.399
11	53.832	+0.421	11:50:04.231
12	53.554	+0.143	11:50:57.785
13	53.411		11:51:51.196
14	54.667	+1.256	11:52:45.863
15	53.627	+0.216	11:53:39.490

(35) Bastian Ullmann

Runde	Rundenzeit	Diff.	Tageszeit
1	1:01.155	+7.029	11:39:59.354
2	1:28.268	+34.142	11:41:27.622
3	56.398	+2.272	11:42:24.020
4	55.724	+1.598	11:43:19.744
5	55.348	+1.222	11:44:15.092
6	54.946	+0.820	11:45:10.038
7	55.221	+1.095	11:46:05.259
8	54.865	+0.739	11:47:00.124
9	54.729	+0.603	11:47:54.853
10	54.791	+0.665	11:48:49.644
11	56.626	+2.500	11:49:46.270
12	1:15.417	+21.291	11:51:01.687
13	54.398	+0.272	11:51:56.085
14	54.719	+0.593	11:52:50.804
15	54.126		11:53:44.930

(25) Kevin Sieder

Runde	Rundenzeit	Diff.	Tageszeit
1	58.265	+3.564	11:21:56.311
2	55.840	+1.139	11:22:52.151
3	54.701		11:23:46.852
4	55.901	+1.200	11:24:42.753
5	54.777	+0.076	11:25:37.530
6	55.961	+1.260	11:26:33.491
7	55.067	+0.366	11:27:28.558
8	54.957	+0.256	11:28:23.515
9	55.155	+0.454	11:29:18.670
10	55.681	+0.980	11:30:14.351
11	54.705	+0.004	11:31:09.056
12	55.208	+0.507	11:32:04.264
13	58.486	+3.785	11:33:02.750
14	56.418	+1.717	11:33:59.168
15	57.304	+2.603	11:34:56.472
16	55.445	+0.744	11:35:51.917

(36) Lukas Ullmann

Runde	Rundenzeit	Diff.	Tageszeit
1	58.713	+3.946	11:22:01.697
2	56.849	+2.082	11:22:58.546
3	56.103	+1.336	11:23:54.649
4	56.115	+1.348	11:24:50.764
5	56.762	+1.995	11:25:47.526
6	58.196	+3.429	11:26:45.722
7	1:00.985	+6.218	11:27:46.707
8	55.290	+0.523	11:28:41.997
9	55.945	+1.178	11:29:37.942
10	57.941	+3.174	11:30:35.883
11	1:05.669	+10.902	11:31:41.552
12	55.529	+0.762	11:32:37.081
13	54.767		11:33:31.848
14	55.385	+0.618	11:34:27.233
15	54.879	+0.112	11:35:22.112

(68) Timon Salewski

Runde	Rundenzeit	Diff.	Tageszeit
1	56.913	+1.562	11:40:04.940
2	56.970	+1.619	11:41:01.910
3	57.114	+1.763	11:41:59.024
4	58.099	+2.748	11:42:57.123
5	58.335	+2.984	11:43:55.458

ADAC Kartrennen Fassberg

Einsteiger

Faßberg 0,880 Km

1. Zeittraining

12.06.2010 11:19

Qualifikation (15:00 Zeit) started at 11:20:00

Runde	Rundenzeit	Diff.	Tageszeit
6	56.264	+0.913	11:44:51.722
7	55.416	+0.065	11:45:47.138
8	55.351		11:46:42.489
9	56.416	+1.065	11:47:38.905
10	55.924	+0.573	11:48:34.829
11	55.438	+0.087	11:49:30.267
12	55.764	+0.413	11:50:26.031
13	55.455	+0.104	11:51:21.486
14	57.875	+2.524	11:52:19.361
15	55.556	+0.205	11:53:14.917

(62) Robin Nickel

1	57.170	+0.989	11:40:07.304
2	57.850	+1.669	11:41:05.154
3	59.897	+3.716	11:42:05.051
4	59.253	+3.072	11:43:04.304
5	58.316	+2.135	11:44:02.620
6	58.192	+2.011	11:45:00.812
7	56.941	+0.760	11:45:57.753
8	57.552	+1.371	11:46:55.305
9	1:00.932	+4.751	11:47:56.237
10	1:58.941	+1:02.760	11:49:55.178
11	56.181		11:50:51.359
12	56.532	+0.351	11:51:47.891
13	57.814	+1.633	11:52:45.705
14	58.686	+2.505	11:53:44.391

(49) Leon Czichos

1	1:00.816	+4.555	11:40:01.643
2	1:02.568	+6.307	11:41:04.211
3	1:00.517	+4.256	11:42:04.728
4	58.784	+2.523	11:43:03.512
5	58.378	+2.117	11:44:01.890
6	57.433	+1.172	11:44:59.323
7	56.292	+0.031	11:45:55.615
8	58.588	+2.327	11:46:54.203
9	57.101	+0.840	11:47:51.304
10	57.913	+1.652	11:48:49.217
11	1:01.254	+4.993	11:49:50.471
12	57.300	+1.039	11:50:47.771
13	56.918	+0.657	11:51:44.689
14	58.158	+1.897	11:52:42.847
15	56.261		11:53:39.108

(50) Colin Hufnagel

1	1:01.229	+4.511	11:39:58.554
2	59.165	+2.447	11:40:57.719
3	57.827	+1.109	11:41:55.546
4	56.814	+0.096	11:42:52.360
5	57.180	+0.462	11:43:49.540
6	56.739	+0.021	11:44:46.279
7	58.239	+1.521	11:45:44.518
8	57.433	+0.715	11:46:41.951
9	56.718		11:47:38.669
10	57.545	+0.827	11:48:36.214
11	57.855	+1.137	11:49:34.069
12	57.739	+1.021	11:50:31.808
13	57.754	+1.036	11:51:29.562
14	57.647	+0.929	11:52:27.209
15	57.784	+1.066	11:53:24.993

(42) Manuel Rösch

1	1:00.593	+3.563	11:40:02.044
2	59.070	+2.040	11:41:01.114
3	57.438	+0.408	11:41:58.552
4	58.077	+1.047	11:42:56.629

Runde	Rundenzeit	Diff.	Tageszeit
5	58.175	+1.145	11:43:54.804
6	57.722	+0.692	11:44:52.526
7	57.352	+0.322	11:45:49.878
8	57.254	+0.224	11:46:47.132
9	1:02.459	+5.429	11:47:49.591
10	57.847	+0.817	11:48:47.438
11	58.590	+1.560	11:49:46.028
12	59.764	+2.734	11:50:45.792
13	57.392	+0.362	11:51:43.184
14	57.030		11:52:40.214
15	57.986	+0.956	11:53:38.200

(99) Moritz Schreyer

1	1:02.434	+3.175	11:23:15.258
2	1:02.720	+3.461	11:24:17.978
3	1:02.169	+2.910	11:25:20.147
4	2:00.171	+1:00.912	11:27:20.318
5	2:01.829	+1:02.570	11:29:22.147
6	2:04.012	+1:04.753	11:31:26.159
7	59.259		11:32:25.418
8	1:00.574	+1.315	11:33:25.992
9	59.485	+0.226	11:34:25.478
10	57.839	-1.420	11:35:23.317

(31) Philip Jork

1	1:05.821	+1.449	11:22:16.198
2	1:05.296	+0.924	11:23:21.494
3	1:06.635	+2.263	11:24:28.129
4	1:04.393	+0.021	11:25:32.522
5	1:06.402	+2.030	11:26:38.924
6	1:09.491	+5.119	11:27:48.415
7	1:42.737	+38.365	11:29:31.152
8	1:06.619	+2.247	11:30:37.771
9	1:06.530	+2.158	11:31:44.301
10	1:05.793	+1.421	11:32:50.094
11	1:08.645	+4.273	11:33:58.739
12	1:06.831	+2.459	11:35:05.570
13	1:04.372		11:36:09.942

(32) Lucas Geitner

1	1:06.176	+1.765	11:40:17.307
2	1:07.131	+2.720	11:41:24.438
3	1:04.411		11:42:28.849
4	1:08.201	+3.790	11:43:37.050
5	1:07.849	+3.438	11:44:44.899
6	1:14.524	+10.113	11:45:59.423
7	1:10.812	+6.401	11:47:10.235
8	1:08.338	+3.927	11:48:18.573
9	1:05.771	+1.360	11:49:24.344
10	1:09.400	+4.989	11:50:33.744
11	1:05.312	+0.901	11:51:39.056
12	1:06.297	+1.886	11:52:45.353
13	1:09.526	+5.115	11:53:54.879

(26) Benjamin Rösch

1	1:10.562	+2.249	11:22:20.700
2	1:10.588	+2.275	11:23:31.288
3	1:12.172	+3.859	11:24:43.460
4	1:12.622	+4.309	11:25:56.082
5	1:12.060	+3.747	11:27:08.142
6	1:16.080	+7.767	11:28:24.222
7	1:11.102	+2.789	11:29:35.324
8	1:10.108	+1.795	11:30:45.432
9	1:12.805	+4.492	11:31:58.237
10	1:17.493	+9.180	11:33:15.730
11	1:08.313		11:34:24.043

Zeitnahmekommissar & Auswertung

Orbits

Rennleiter

ADAC Kartrennen Fassberg

Nach bester Rundenzeit sortiert

Einsteiger

Faßberg 0,880 Km

2. Zeittraining

12.06.2010 15:10

Qualifikation (15:00 Zeit) started at 15:11:54

Pos.	St.Nr.	Name	Klasse	Rnd.	Beste Zeit.	Diff.	In Runde	Team
1	46	Jonas Geitner	Minibike	17	48.899		16	ADAC Team Nordbayern e.V.
2	33	Gabriel Noderer	Minibike	17	49.402	0.503	15	ADAC Nordbayern e.V.
3	38	Hannes Soomer	Minibike	16	49.533	0.634	15	Sachsenring Junior Racing School
4	47	Robin Stehr	Minibike	16	49.968	1.069	16	ADAC Hessen-Thüringen e.V.
5	37	Arnaud Friedrich	Minibike	16	50.153	1.254	15	ADAC Sachsen e.V.
6	61	Sebastian Krog	Minibike	16	50.244	1.345	16	MSC Porz Köln e.V.
7	63	Maximilian Sohnius	Minibike	16	50.544	1.645	13	PBIG M e.V.
8	64	Kevin Rofner	Minibike	15	51.462	2.563	8	PBIG München e.V.
9	28	Toni Thurmayer	Minibike	16	51.528	2.629	15	ADAC Nordbayern e.V.
10	40	Christopher Kogelbauer	Minibike	14	51.634	2.735	13	
11	39	Justin Dornbusch	Minibike	16	51.647	2.748	8	Race-Point Berlin
12	34	TOM Günther	Minibike	16	51.731	2.832	13	ADAC Sachsen e.V.
13	43	Nadine Wagner	Minibike	14	51.780	2.881	12	MSC Winkemesser Frankfurt e.V.
14	30	Philipp Freitag	Minibike	16	51.958	3.059	16	ADAC Team Hansa e.V.
15	48	Vivien Lorenz	Minibike	14	52.109	3.210	10	ADAC Sachsen e.V.
16	69	Matyas Bilek	Minibike	15	52.561	3.662	11	Rohac Fejta motorracingteam
17	41	Tim Maximilian Georgi	Minibike	15	52.910	4.011	13	
18	27	Joscha Max Blin	Minibike	15	53.259	4.360	13	ADAC Hansa Team e.V.
19	35	Bastian Ullmann	Minibike	16	53.391	4.492	13	LuBaLa Team

Nicht Klassifiziert (110% = 53.788)

36	Lukas Ullmann	Minibike	15	54.203	5.304	11	LuBaLa-Team
62	Robin Nickel	Minibike	15	55.189	6.290	15	
29	Robin Jörger	Minibike	14	55.330	6.431	1	Moto-Bike-Shop Offenburg
68	Timon Salewski	Minibike	15	55.370	6.471	14	Müller Motorradteile
25	Kevin Sieder	Minibike	13	55.691	6.792	5	
42	Manuel Rösch	Minibike	15	56.483	7.584	15	ADAC Sport Team Süd Bayern
99	Moritz Schreyer	Minibike	13	57.129	8.230	10	
49	Leon Czichos	Minibike	15	57.193	8.294	9	
50	Colin Hufnagel	Minibike	15	57.722	8.823	14	
31	Philip Jork	Minibike	13	1:02.011	13.112	11	
32	Lucas Geitner	Minibike	12	1:03.271	14.372	11	ADAC Nordbayern e.V.
26	Benjamin Rösch	Minibike	3	1:11.324	22.425	1	ADAC Sport Team Süd Bayern

ADAC Kartrennen Fassberg

Einsteiger
2. Zeittraining

Faßberg 0,880 Km
12.06.2010 15:10

Qualifikation (15:00 Zeit) started at 15:11:54

Runde	Rundenzeit	Diff.	Tageszeit
(46) Jonas Geitner			
1	56.558	+7.659	15:12:53.429
2	53.245	+4.346	15:13:46.674
3	53.128	+4.229	15:14:39.802
4	51.535	+2.636	15:15:31.337
5	49.912	+1.013	15:16:21.249
6	52.186	+3.287	15:17:13.435
7	50.170	+1.271	15:18:03.605
8	50.057	+1.158	15:18:53.662
9	49.390	+0.491	15:19:43.052
10	49.110	+0.211	15:20:32.162
11	49.080	+0.181	15:21:21.242
12	50.418	+1.519	15:22:11.660
13	49.916	+1.017	15:23:01.576
14	49.137	+0.238	15:23:50.713
15	49.029	+0.130	15:24:39.742
16	48.899		15:25:28.641
17	52.152	+3.253	15:26:20.793

Runde	Rundenzeit	Diff.	Tageszeit
(33) Gabriel Noderer			
1	56.196	+6.794	15:30:57.769
2	58.902	+9.500	15:31:56.671
3	54.106	+4.704	15:32:50.777
4	52.893	+3.491	15:33:43.670
5	53.827	+4.425	15:34:37.497
6	51.625	+2.223	15:35:29.122
7	52.063	+2.661	15:36:21.185
8	50.536	+1.134	15:37:11.721
9	50.809	+1.407	15:38:02.530
10	54.083	+4.681	15:38:56.613
11	52.508	+3.106	15:39:49.121
12	50.066	+0.664	15:40:39.187
13	50.731	+1.329	15:41:29.918
14	50.307	+0.905	15:42:20.225
15	49.402		15:43:09.627
16	51.188	+1.786	15:44:00.815
17	50.540	+1.138	15:44:51.355

Runde	Rundenzeit	Diff.	Tageszeit
(38) Hannes Soomer			
1	56.407	+6.874	15:12:57.342
2	55.590	+6.057	15:13:52.932
3	54.415	+4.882	15:14:47.347
4	52.252	+2.719	15:15:39.599
5	50.358	+0.825	15:16:29.957
6	49.767	+0.234	15:17:19.724
7	50.684	+1.151	15:18:10.408
8	52.749	+3.216	15:19:03.157
9	1:30.104	+40.571	15:20:33.261
10	50.175	+0.642	15:21:23.436
11	50.553	+1.020	15:22:13.989
12	51.533	+2.000	15:23:05.522
13	50.852	+1.319	15:23:56.374
14	49.878	+0.345	15:24:46.252
15	49.533		15:25:35.785
16	50.570	+1.037	15:26:26.355

Runde	Rundenzeit	Diff.	Tageszeit
(47) Robin Stehr			
1	53.554	+3.586	15:30:43.535
2	53.188	+3.220	15:31:36.723
3	53.903	+3.935	15:32:30.626
4	1:04.252	+14.284	15:33:34.878
5	51.715	+1.747	15:34:26.593
6	51.455	+1.487	15:35:18.048
7	51.216	+1.248	15:36:09.264
8	51.800	+1.832	15:37:01.064

Runde	Rundenzeit	Diff.	Tageszeit
9	1:28.978	+39.010	15:38:30.042
10	50.848	+0.880	15:39:20.890
11	50.430	+0.462	15:40:11.320
12	50.598	+0.630	15:41:01.918
13	50.432	+0.464	15:41:52.350
14	1:19.318	+29.350	15:43:11.668
15	50.426	+0.458	15:44:02.094
16	49.968		15:44:52.062

Runde	Rundenzeit	Diff.	Tageszeit
(37) Arnaud Friedrich			
1	55.376	+5.223	15:31:00.741
2	58.696	+8.543	15:31:59.437
3	59.898	+9.745	15:32:59.335
4	52.933	+2.780	15:33:52.268
5	52.181	+2.028	15:34:44.449
6	55.561	+5.408	15:35:40.010
7	51.373	+1.220	15:36:31.383
8	51.143	+0.990	15:37:22.526
9	51.128	+0.975	15:38:13.654
10	52.446	+2.293	15:39:06.100
11	1:27.263	+37.110	15:40:33.363
12	51.223	+1.070	15:41:24.586
13	51.357	+1.204	15:42:15.943
14	51.866	+1.713	15:43:07.809
15	50.153		15:43:57.962
16	50.456	+0.303	15:44:48.418

Runde	Rundenzeit	Diff.	Tageszeit
(61) Sebastian Krog			
1	57.419	+7.175	15:30:53.370
2	56.171	+5.927	15:31:49.541
3	54.362	+4.118	15:32:43.903
4	55.537	+5.293	15:33:39.440
5	52.562	+2.318	15:34:32.002
6	51.513	+1.269	15:35:23.515
7	51.079	+0.835	15:36:14.594
8	51.189	+0.945	15:37:05.783
9	1:22.497	+32.253	15:38:28.280
10	50.989	+0.745	15:39:19.269
11	50.794	+0.550	15:40:10.663
12	50.504	+0.260	15:41:00.567
13	50.626	+0.382	15:41:51.193
14	55.773	+5.529	15:42:46.966
15	50.278	+0.034	15:43:37.244
16	50.244		15:44:27.488

Runde	Rundenzeit	Diff.	Tageszeit
(63) Maximilian Sohnus			
1	56.388	+5.844	15:30:52.010
2	55.874	+5.330	15:31:47.884
3	53.998	+3.454	15:32:41.882
4	52.965	+2.421	15:33:34.847
5	53.084	+2.540	15:34:27.931
6	52.165	+1.621	15:35:20.096
7	51.712	+1.168	15:36:11.808
8	51.832	+1.288	15:37:03.640
9	52.916	+2.372	15:37:56.556
10	55.068	+4.524	15:38:51.624
11	1:28.081	+37.537	15:40:19.705
12	51.910	+1.366	15:41:11.615
13	50.544		15:42:02.159
14	51.010	+0.466	15:42:53.169
15	56.153	+5.609	15:43:49.322
16	52.360	+1.816	15:44:41.682

Runde	Rundenzeit	Diff.	Tageszeit
(64) Kevin Rofner			
1	58.137	+6.675	15:12:54.776
2	56.969	+5.507	15:13:51.745

Runde	Rundenzeit	Diff.	Tageszeit
3	55.280	+3.818	15:14:47.025
4	53.503	+2.041	15:15:40.528
5	52.019	+0.557	15:16:32.547
6	51.996	+0.534	15:17:24.543
7	51.614	+0.152	15:18:16.157
8	51.462		15:19:07.619
9	53.502	+2.040	15:20:01.121
10	1:20.080	+28.618	15:21:21.201
11	1:08.115	+16.653	15:22:29.316
12	1:27.875	+36.413	15:23:57.191
13	53.727	+2.265	15:24:50.918
14	52.065	+0.603	15:25:42.983
15	51.799	+0.337	15:26:34.782

Runde	Rundenzeit	Diff.	Tageszeit
(28) Toni Thurmayer			
1	56.830	+5.302	15:13:04.519
2	55.208	+3.680	15:13:59.727
3	55.858	+4.330	15:14:55.585
4	56.084	+4.556	15:15:51.669
5	55.625	+4.097	15:16:47.294
6	1:24.190	+32.662	15:18:11.484
7	53.480	+1.952	15:19:04.964
8	55.601	+4.073	15:20:00.565
9	53.450	+1.922	15:20:54.015
10	53.454	+1.926	15:21:47.469
11	52.216	+0.688	15:22:39.685
12	52.190	+0.662	15:23:31.875
13	51.859	+0.331	15:24:23.734
14	51.721	+0.193	15:25:15.455
15	51.528		15:26:06.983
16	51.721	+0.193	15:26:58.704

Runde	Rundenzeit	Diff.	Tageszeit
(40) Christopher Kogelbauer			
1	58.174	+6.540	15:13:10.833
2	55.055	+3.421	15:14:05.888
3	52.969	+1.335	15:14:58.857
4	54.171	+2.537	15:15:53.028
5	54.740	+3.106	15:16:47.768
6	53.286	+1.652	15:17:41.054
7	1:33.471	+41.837	15:19:14.525
8	52.297	+0.663	15:20:06.822
9	57.506	+5.872	15:21:04.328
10	2:15.677	+1:24.043	15:23:20.005
11	54.386	+2.752	15:24:14.391
12	51.730	+0.096	15:25:06.121
13	51.634		15:25:57.755
14	52.006	+0.372	15:26:49.761

Runde	Rundenzeit	Diff.	Tageszeit
(39) Justin Dornbusch			
1	57.884	+6.237	15:30:59.935
2	59.240	+7.593	15:31:59.175
3	57.077	+5.430	15:32:56.252
4	53.381	+1.734	15:33:49.633
5	53.766	+2.119	15:34:43.399
6	53.498	+1.851	15:35:36.897
7	52.093	+0.446	15:36:28.990
8	51.647		15:37:20.637
9	51.907	+0.260	15:38:12.544
10	52.488	+0.841	15:39:05.032
11	52.238	+0.591	15:39:57.270
12	56.016	+4.369	15:40:53.286
13	53.010	+1.363	15:41:46.296
14	51.686	+0.039	15:42:37.982
15	52.739	+1.092	15:43:30.721
16	52.084	+0.437	15:44:22.805



ADAC Kartrennen Fassberg

Einsteiger
2. Zeittraining

Faßberg 0,880 Km
12.06.2010 15:10

Qualifikation (15:00 Zeit) started at 15:11:54

Runde	Rundenzeit	Diff.	Tageszeit
(34) TOM Günther			
1	1:00.151	+8.420	15:12:54.220
2	58.247	+6.516	15:13:52.467
3	55.472	+3.741	15:14:47.939
4	54.770	+3.039	15:15:42.709
5	53.016	+1.285	15:16:35.725
6	52.329	+0.598	15:17:28.054
7	52.273	+0.542	15:18:20.327
8	52.468	+0.737	15:19:12.795
9	52.504	+0.773	15:20:05.299
10	53.848	+2.117	15:20:59.147
11	52.411	+0.680	15:21:51.558
12	54.084	+2.353	15:22:45.642
13	51.731		15:23:37.373
14	53.186	+1.455	15:24:30.559
15	55.280	+3.549	15:25:25.839
16	53.638	+1.907	15:26:19.477

Runde	Rundenzeit	Diff.	Tageszeit
(43) Nadine Wagner			
1	58.500	+6.720	15:13:08.232
2	56.358	+4.578	15:14:04.590
3	55.487	+3.707	15:15:00.077
4	54.494	+2.714	15:15:54.571
5	54.489	+2.709	15:16:49.060
6	53.541	+1.761	15:17:42.601
7	53.968	+2.188	15:18:36.569
8	55.157	+3.377	15:19:31.726
9	1:22.717	+30.937	15:20:54.443
10	54.209	+2.429	15:21:48.652
11	52.261	+0.481	15:22:40.913
12	51.780		15:23:32.693
13	52.392	+0.612	15:24:25.085
14	59.368	+7.588	15:25:24.453

Runde	Rundenzeit	Diff.	Tageszeit
(30) Philipp Freitag			
1	57.568	+5.610	15:12:59.595
2	56.744	+4.786	15:13:56.339
3	58.042	+6.084	15:14:54.381
4	56.082	+4.124	15:15:50.463
5	55.666	+3.708	15:16:46.129
6	54.677	+2.719	15:17:40.806
7	53.678	+1.720	15:18:34.484
8	53.498	+1.540	15:19:27.982
9	53.927	+1.969	15:20:21.909
10	54.315	+2.357	15:21:16.224
11	55.474	+3.516	15:22:11.698
12	54.968	+3.010	15:23:06.666
13	52.202	+0.244	15:23:58.868
14	55.311	+3.353	15:24:54.179
15	52.331	+0.373	15:25:46.510
16	51.958		15:26:38.468

Runde	Rundenzeit	Diff.	Tageszeit
(48) Vivien Lorenz			
1	1:00.619	+8.510	15:31:03.110
2	1:30.974	+38.865	15:32:34.084
3	55.061	+2.952	15:33:29.145
4	52.656	+0.547	15:34:21.801
5	52.485	+0.376	15:35:14.286
6	52.304	+0.195	15:36:06.590
7	54.340	+2.231	15:37:00.930
8	1:17.379	+25.270	15:38:18.309
9	53.845	+1.736	15:39:12.154
10	52.109		15:40:04.263
11	52.875	+0.766	15:40:57.138
12	1:32.458	+40.349	15:42:29.596
13	53.677	+1.568	15:43:23.273

Runde	Rundenzeit	Diff.	Tageszeit
(69) Matyas Bilek			
14	52.310	+0.201	15:44:15.583
1	58.028	+5.467	15:12:57.010
2	56.920	+4.359	15:13:53.930
3	56.229	+3.668	15:14:50.159
4	55.553	+2.992	15:15:45.712
5	54.376	+1.815	15:16:40.088
6	54.749	+2.188	15:17:34.837
7	53.641	+1.080	15:18:28.478
8	53.376	+0.815	15:19:21.854
9	54.021	+1.460	15:20:15.875
10	1:35.589	+43.028	15:21:51.464
11	52.561		15:22:44.025
12	53.176	+0.615	15:23:37.201
13	53.104	+0.543	15:24:30.305
14	55.585	+3.024	15:25:25.890
15	56.173	+3.612	15:26:22.063

Runde	Rundenzeit	Diff.	Tageszeit
(41) Tim Maximilian Georgi			
1	1:02.216	+9.306	15:13:22.052
2	1:00.697	+7.787	15:14:22.749
3	57.923	+5.013	15:15:20.672
4	57.052	+4.142	15:16:17.724
5	56.677	+3.767	15:17:14.401
6	55.196	+2.286	15:18:09.597
7	55.967	+3.057	15:19:05.564
8	56.574	+3.664	15:20:02.138
9	53.664	+0.754	15:20:55.802
10	53.988	+1.078	15:21:49.790
11	53.757	+0.847	15:22:43.547
12	53.565	+0.655	15:23:37.112
13	52.910		15:24:30.022
14	54.851	+1.941	15:25:24.873
15	57.798	+4.888	15:26:22.671

Runde	Rundenzeit	Diff.	Tageszeit
(27) Joscha Max Blin			
1	1:01.109	+7.850	15:12:56.412
2	59.230	+5.971	15:13:55.642
3	59.632	+6.373	15:14:55.274
4	57.570	+4.311	15:15:52.844
5	58.777	+5.518	15:16:51.621
6	58.191	+4.932	15:17:49.812
7	1:11.286	+18.027	15:19:01.098
8	57.960	+4.701	15:19:59.058
9	54.197	+0.938	15:20:53.255
10	55.641	+2.382	15:21:48.896
11	53.619	+0.360	15:22:42.515
12	53.688	+0.429	15:23:36.203
13	53.259		15:24:29.462
14	55.185	+1.926	15:25:24.647
15	55.882	+2.623	15:26:20.529

Runde	Rundenzeit	Diff.	Tageszeit
(35) Bastian Ullmann			
1	55.584	+2.193	15:30:48.599
2	59.952	+6.561	15:31:48.551
3	55.232	+1.841	15:32:43.783
4	55.862	+2.471	15:33:39.645
5	54.608	+1.217	15:34:34.253
6	54.296	+0.905	15:35:28.549
7	54.050	+0.659	15:36:22.599
8	53.815	+0.424	15:37:16.414
9	53.865	+0.474	15:38:10.279
10	53.927	+0.536	15:39:04.206
11	54.091	+0.700	15:39:58.297
12	1:08.153	+14.762	15:41:06.450

Runde	Rundenzeit	Diff.	Tageszeit
(36) Lukas Ullmann			
13	53.391		15:41:59.841
14	53.976	+0.585	15:42:53.817
15	54.248	+0.857	15:43:48.065
16	57.717	+4.326	15:44:45.782

Runde	Rundenzeit	Diff.	Tageszeit
(36) Lukas Ullmann			
1	1:01.815	+7.612	15:13:18.332
2	59.140	+4.937	15:14:17.472
3	56.618	+2.415	15:15:14.090
4	56.011	+1.808	15:16:10.101
5	55.607	+1.404	15:17:05.708
6	55.269	+1.066	15:18:00.977
7	59.878	+5.675	15:19:00.855
8	1:14.580	+20.377	15:20:15.435
9	54.985	+0.782	15:21:10.420
10	55.380	+1.177	15:22:05.800
11	54.203		15:23:00.003
12	56.198	+1.995	15:23:56.201
13	55.680	+1.477	15:24:51.881
14	55.236	+1.033	15:25:47.117
15	54.427	+0.224	15:26:41.544

Runde	Rundenzeit	Diff.	Tageszeit
(62) Robin Nickel			
1	59.060	+3.871	15:30:59.734
2	1:02.559	+7.370	15:32:02.293
3	58.022	+2.833	15:33:00.315
4	59.246	+4.057	15:33:59.561
5	59.606	+4.417	15:34:59.167
6	58.397	+3.208	15:35:57.564
7	56.876	+1.687	15:36:54.440
8	56.385	+1.196	15:37:50.825
9	55.790	+0.601	15:38:46.615
10	55.880	+0.691	15:39:42.495
11	55.463	+0.274	15:40:37.958
12	56.086	+0.897	15:41:34.044
13	55.222	+0.033	15:42:29.266
14	56.940	+1.751	15:43:26.206
15	55.189		15:44:21.395

Runde	Rundenzeit	Diff.	Tageszeit
(29) Robin Jörger			
1	55.330		15:30:46.551
2	1:30.750	+35.420	15:32:17.301
3	2:25.900	+1:30.570	15:34:43.201
4	57.489	+2.159	15:35:40.690
5	55.931	+0.601	15:36:36.621
6	55.821	+0.491	15:37:32.442
7	55.767	+0.437	15:38:28.209
8	55.730	+0.400	15:39:23.939
9	55.589	+0.259	15:40:19.528
10	56.919	+1.589	15:41:16.447
11	56.392	+1.062	15:42:12.839
12	56.416	+1.086	15:43:09.255
13	55.859	+0.529	15:44:05.114
14	1:01.335	+6.005	15:45:06.449

Runde	Rundenzeit	Diff.	Tageszeit
(68) Timon Salewski			
1	1:00.881	+5.511	15:31:04.094
2	1:00.471	+5.101	15:32:04.565
3	58.178	+2.808	15:33:02.743
4	1:00.515	+5.145	15:34:03.258
5	1:01.505	+6.135	15:35:04.763
6	57.961	+2.591	15:36:02.724
7	57.937	+2.567	15:37:00.661
8	1:00.219	+4.849	15:38:00.880
9	58.221	+2.851	15:38:59.101
10	58.029	+2.659	15:39:57.130

ADAC Kartrennen Fassberg

Einsteiger
2. Zeittraining

Faßberg 0,880 Km
12.06.2010 15:10

Qualifikation (15:00 Zeit) started at 15:11:54

Runde	Rundenzeit	Diff.	Tageszeit
11	57.252	+1.882	15:40:54.382
12	58.216	+2.846	15:41:52.598
13	59.940	+4.570	15:42:52.538
14	55.370		15:43:47.908
15	57.721	+2.351	15:44:45.629

(25) Kevin Sieder

1	1:28.696	+33.005	15:14:22.456
2	57.877	+2.186	15:15:20.333
3	56.524	+0.833	15:16:16.857
4	56.565	+0.874	15:17:13.422
5	55.691		15:18:09.113
6	57.323	+1.632	15:19:06.436
7	58.883	+3.192	15:20:05.319
8	1:18.977	+23.286	15:21:24.296
9	58.658	+2.967	15:22:22.954
10	56.815	+1.124	15:23:19.769
11	58.563	+2.872	15:24:18.332
12	1:07.288	+11.597	15:25:25.620
13	1:04.920	+9.229	15:26:30.540

(42) Manuel Rösch

1	59.454	+2.971	15:30:57.330
2	1:01.635	+5.152	15:31:58.965
3	1:01.102	+4.619	15:33:00.067
4	1:00.189	+3.706	15:34:00.256
5	59.727	+3.244	15:34:59.983
6	59.292	+2.809	15:35:59.275
7	59.138	+2.655	15:36:58.413
8	59.577	+3.094	15:37:57.990
9	58.620	+2.137	15:38:56.610
10	58.672	+2.189	15:39:55.282
11	57.810	+1.327	15:40:53.092
12	58.032	+1.549	15:41:51.124
13	58.033	+1.550	15:42:49.157
14	57.171	+0.688	15:43:46.328
15	56.483		15:44:42.811

(99) Moritz Schreyer

1	1:06.291	+9.162	15:13:41.993
2	1:05.355	+8.226	15:14:47.348
3	1:05.335	+8.206	15:15:52.683
4	1:02.197	+5.068	15:16:54.880
5	1:00.913	+3.784	15:17:55.793
6	1:04.933	+7.804	15:19:00.726
7	1:04.101	+6.972	15:20:04.827
8	59.005	+1.876	15:21:03.832
9	57.885	+0.756	15:22:01.717
10	57.129		15:22:58.846
11	57.784	+0.655	15:23:56.630
12	58.429	+1.300	15:24:55.059
13	59.966	+2.837	15:25:55.025

(49) Leon Czichos

1	1:01.497	+4.304	15:31:02.816
2	1:00.956	+3.763	15:32:03.772
3	58.181	+0.988	15:33:01.953
4	58.984	+1.791	15:34:00.937
5	59.829	+2.636	15:35:00.766
6	58.978	+1.785	15:35:59.744
7	1:00.156	+2.963	15:36:59.900
8	1:00.214	+3.021	15:38:00.114
9	57.193		15:38:57.307
10	57.314	+0.121	15:39:54.621
11	59.038	+1.845	15:40:53.659
12	57.994	+0.801	15:41:51.653

Runde	Rundenzeit	Diff.	Tageszeit
13	57.747	+0.554	15:42:49.400
14	57.511	+0.318	15:43:46.911
15	59.498	+2.305	15:44:46.409

(50) Colin Hufnagel

1	1:01.168	+3.446	15:30:55.552
2	1:02.636	+4.914	15:31:58.188
3	1:01.064	+3.342	15:32:59.252
4	1:00.297	+2.575	15:33:59.549
5	1:00.115	+2.393	15:34:59.664
6	59.294	+1.572	15:35:58.958
7	59.305	+1.583	15:36:58.263
8	59.561	+1.839	15:37:57.824
9	58.504	+0.782	15:38:56.328
10	57.986	+0.264	15:39:54.314
11	58.262	+0.540	15:40:52.576
12	58.231	+0.509	15:41:50.807
13	57.862	+0.140	15:42:48.669
14	57.722		15:43:46.391
15	59.014	+1.292	15:44:45.405

(31) Philip Jork

1	1:07.215	+5.204	15:13:31.226
2	1:05.733	+3.722	15:14:36.959
3	1:06.331	+4.320	15:15:43.290
4	1:05.038	+3.027	15:16:48.328
5	1:05.735	+3.724	15:17:54.063
6	1:05.282	+3.271	15:18:59.345
7	1:05.166	+3.155	15:20:04.511
8	1:03.737	+1.726	15:21:08.248
9	1:03.244	+1.233	15:22:11.492
10	1:04.152	+2.141	15:23:15.644
11	1:02.011		15:24:17.655
12	1:03.273	+1.262	15:25:20.928
13	1:07.702	+5.691	15:26:28.630

(32) Lucas Geitner

1	2:17.138	+1:13.867	15:32:31.183
2	1:08.611	+5.340	15:33:39.794
3	1:07.183	+3.912	15:34:46.977
4	1:05.386	+2.115	15:35:52.363
5	1:07.016	+3.745	15:36:59.379
6	1:06.916	+3.645	15:38:06.295
7	1:05.548	+2.277	15:39:11.843
8	1:05.444	+2.173	15:40:17.287
9	1:04.661	+1.390	15:41:21.948
10	1:05.222	+1.951	15:42:27.170
11	1:03.271		15:43:30.441
12	1:06.059	+2.788	15:44:36.500


(26) Benjamin Rösch

1	1:11.324		15:13:43.559
2	1:13.427	+2.103	15:14:56.986
3	1:14.705	+3.381	15:16:11.691

ADAC Kartrennen Fassberg

Einsteiger
Zeittraining Gesamt

Faßberg 0,880 Km



Pos.	St.Nr.	Name	Team	Klasse	Gesamtbestzeit	R1Beste Zeit.	R2Beste Zeit.	R3Best T m
1	46	Jonas Geitner	ADAC Team Nordbayern e.V.	Minibike	48.642	48.642	48.899	
2	33	Gabriel Noderer	ADAC Nordbayern e.V.	Minibike	49.312	49.312	49.402	
3	38	Hannes Soomer	Sachsenring Junior Racing Sch	Minibike	49.533	49.606	49.533	
4	47	Robin Stehr	ADAC Hessen-Thüringen e.V.	Minibike	49.968	50.091	49.968	
5	37	Arnaud Friedrich	ADAC Sachsen e.V.	Minibike	50.153	50.364	50.153	
6	61	Sebastian Krog	MSC Porz Köln e.V.	Minibike	50.244	50.362	50.244	
7	63	Maximilian Sohnius	PBIG M e.V.	Minibike	50.437	50.437	50.544	
8	34	TOM Günther	ADAC Sachsen e.V.	Minibike	50.465	50.465	51.731	
9	39	Justin Dornbusch	Race-Point Berlin	Minibike	50.645	50.645	51.647	
10	64	Kevin Rofner	PBIG München e.V.	Minibike	50.805	50.805	51.462	
11	40	Christopher Kogelbauer		Minibike	51.020	51.020	51.634	
12	28	Toni Thurmayer	ADAC Nordbayern e.V.	Minibike	51.528	51.900	51.528	
13	43	Nadine Wagner	MSC Winkemesser Frankfurt e.	Minibike	51.780	51.918	51.780	
14	30	Philipp Freitag	ADAC Team Hansa e.V.	Minibike	51.958	52.210	51.958	
15	48	Vivien Lorenz	ADAC Sachsen e.V.	Minibike	52.109	52.256	52.109	
16	69	Matyas Bilek	Rohac Fejta motorracingteam	Minibike	52.561	53.205	52.561	
17	41	Tim Maximilian Georgi		Minibike	52.910	53.168	52.910	
18	27	Joscha Max Blin	ADAC Hansa Team e.V.	Minibike	53.259	53.297	53.259	
19	35	Bastian Ullmann	LuBaLa Team	Minibike	53.391	54.126	53.391	
20	29	Robin Jörger	Moto-Bike-Shop Offenburg	Minibike	53.411	53.411	55.330	
Nicht Klassifiziert (110% = 53.506)								
21	36	Lukas Ullmann	LuBaLa-Team	Minibike	54.203	54.767	54.203	
22	25	Kevin Sieder		Minibike	54.701	54.701	55.691	
23	62	Robin Nickel		Minibike	55.189	56.181	55.189	
24	68	Timon Salewski	Müller Motorradteile	Minibike	55.351	55.351	55.370	
25	49	Leon Czichos		Minibike	56.261	56.261	57.193	
26	42	Manuel Rösch	ADAC Sport Team Süd Bayern	Minibike	56.483	57.030	56.483	
27	50	Colin Hufnagel		Minibike	56.718	56.718	57.722	
28	99	Moritz Schreyer		Minibike	57.129	59.259	57.129	
29	31	Philip Jork		Minibike	1:02.011	1:04.372	1:02.011	
30	32	Lucas Geitner	ADAC Nordbayern e.V.	Minibike	1:03.271	1:04.411	1:03.271	
31	26	Benjamin Rösch	ADAC Sport Team Süd Bayern	Minibike	1:08.313	1:08.313	1:11.324	



ADAC Kartrennen Fassberg

Nach bester Rundenzeit sortiert


Einsteiger

Faßberg 0,880 Km

Warm Up Gr. 1

13.06.2010 08:13

Training started at 8:15:01



Pos.	St.Nr.	Name	Klasse	Rnd.	Beste Zeit.	Diff.	In Runde	Team
1	68	Timon Salewski	Minibike	10	55.758		6	Müller Motorradteile
2	36	Lukas Ullmann	Minibike	10	55.827	0.069	10	LuBaLa-Team
3	99	Moritz Schreyer	Minibike	10	56.163	0.405	6	
4	25	Kevin Sieder	Minibike	9	56.705	0.947	8	
5	62	Robin Nickel	Minibike	10	58.135	2.377	7	
6	42	Manuel Rösch	Minibike	9	58.156	2.398	8	ADAC Sport Team Süd Bayern
7	50	Colin Hufnagel	Minibike	10	58.247	2.489	7	
8	49	Leon Czichos	Minibike	9	1:01.635	5.877	4	
9	31	Philip Jork	Minibike	9	1:02.023	6.265	4	
10	32	Lucas Geitner	Minibike	9	1:02.870	7.112	8	ADAC Nordbayern e.V.
11	26	Benjamin Rösch	Minibike	9	1:04.903	9.145	7	ADAC Sport Team Süd Bayern





ADAC Kartrennen Fassberg

Einsteiger

Faßberg 0,880 Km

Warm Up Gr. 1

13.06.2010 08:13

Training started at 8:15:01



Runde	Rundenzeit	Diff.	Tageszeit
(68) Timon Salewski			
1	1:05.762	+10.004	8:16:20.851
2	1:02.263	+6.505	8:17:23.114
3	59.350	+3.592	8:18:22.464
4	56.350	+0.592	8:19:18.814
5	56.452	+0.694	8:20:15.266
6	55.758		8:21:11.024
7	56.183	+0.425	8:22:07.207
8	58.575	+2.817	8:23:05.782
9	57.914	+2.156	8:24:03.696
10	59.836	+4.078	8:25:03.532

Runde	Rundenzeit	Diff.	Tageszeit
(36) Lukas Ullmann			
1	1:03.153	+7.326	8:16:04.577
2	1:00.613	+4.786	8:17:05.190
3	59.746	+3.919	8:18:04.936
4	58.769	+2.942	8:19:03.705
5	58.489	+2.662	8:20:02.194
6	56.804	+0.977	8:20:58.998
7	57.404	+1.577	8:21:56.402
8	57.566	+1.739	8:22:53.968
9	56.781	+0.954	8:23:50.749
10	55.827		8:24:46.576

Runde	Rundenzeit	Diff.	Tageszeit
(99) Moritz Schreyer			
1	1:01.591	+5.428	8:16:07.864
2	58.757	+2.594	8:17:06.621
3	58.137	+1.974	8:18:04.758
4	56.540	+0.377	8:19:01.298
5	56.465	+0.302	8:19:57.763
6	56.163		8:20:53.926
7	59.646	+3.483	8:21:53.572
8	56.973	+0.810	8:22:50.545
9	56.485	+0.322	8:23:47.030
10	56.585	+0.422	8:24:43.615

Runde	Rundenzeit	Diff.	Tageszeit
(25) Kevin Sieder			
1	1:07.144	+10.439	8:16:21.744
2	1:03.530	+6.825	8:17:25.274
3	1:01.480	+4.775	8:18:26.754
4	1:02.341	+5.636	8:19:29.095
5	1:00.103	+3.398	8:20:29.198
6	57.068	+0.363	8:21:26.266
7	57.094	+0.389	8:22:23.360
8	56.705		8:23:20.065
9	57.013	+0.308	8:24:17.078

Runde	Rundenzeit	Diff.	Tageszeit
(62) Robin Nickel			
1	1:00.412	+2.277	8:16:10.965
2	1:00.532	+2.397	8:17:11.497
3	59.250	+1.115	8:18:10.747
4	59.010	+0.875	8:19:09.757
5	59.345	+1.210	8:20:09.102
6	58.831	+0.696	8:21:07.933
7	58.135		8:22:06.068
8	58.313	+0.178	8:23:04.381
9	58.636	+0.501	8:24:03.017
10	1:00.275	+2.140	8:25:03.292

Runde	Rundenzeit	Diff.	Tageszeit
(42) Manuel Rösch			
1	1:06.166	+8.010	8:16:20.154
2	1:03.269	+5.113	8:17:23.423
3	1:03.116	+4.960	8:18:26.539
4	1:01.585	+3.429	8:19:28.124
5	1:02.949	+4.793	8:20:31.073

Runde	Rundenzeit	Diff.	Tageszeit
6	1:01.931	+3.775	8:21:33.004
7	59.102	+0.946	8:22:32.106
8	58.156		8:23:30.262
9	58.780	+0.624	8:24:29.042

Runde	Rundenzeit	Diff.	Tageszeit
(50) Colin Hufnagel			
1	1:02.879	+4.632	8:16:10.365
2	1:00.541	+2.294	8:17:10.906
3	59.556	+1.309	8:18:10.462
4	58.704	+0.457	8:19:09.166
5	59.288	+1.041	8:20:08.454
6	59.025	+0.778	8:21:07.479
7	58.247		8:22:05.726
8	58.339	+0.092	8:23:04.065
9	58.512	+0.265	8:24:02.577
10	59.915	+1.668	8:25:02.492

Runde	Rundenzeit	Diff.	Tageszeit
(49) Leon Czichos			
1	1:08.511	+6.876	8:16:21.386
2	1:03.322	+1.687	8:17:24.708
3	1:03.243	+1.608	8:18:27.951
4	1:01.635		8:19:29.586
5	1:02.179	+0.544	8:20:31.765
6	1:02.393	+0.758	8:21:34.158
7	1:02.175	+0.540	8:22:36.333
8	1:02.973	+1.338	8:23:39.306
9	1:03.136	+1.501	8:24:42.442

Runde	Rundenzeit	Diff.	Tageszeit
(31) Philip Jork			
1	1:05.793	+3.770	8:16:19.187
2	1:03.100	+1.077	8:17:22.287
3	1:03.561	+1.538	8:18:25.848
4	1:02.023		8:19:27.871
5	1:02.886	+0.863	8:20:30.757
6	1:02.936	+0.913	8:21:33.693
7	1:02.119	+0.096	8:22:35.812
8	1:03.039	+1.016	8:23:38.851
9	1:03.109	+1.086	8:24:41.960

Runde	Rundenzeit	Diff.	Tageszeit
(32) Lucas Geitner			
1	1:08.024	+5.154	8:16:24.824
2	1:06.317	+3.447	8:17:31.141
3	1:05.304	+2.434	8:18:36.445
4	1:05.702	+2.832	8:19:42.147
5	1:04.575	+1.705	8:20:46.722
6	1:05.910	+3.040	8:21:52.632
7	1:04.807	+1.937	8:22:57.439
8	1:02.870		8:24:00.309
9	1:05.106	+2.236	8:25:05.415

Runde	Rundenzeit	Diff.	Tageszeit
(26) Benjamin Rösch			
1	1:08.578	+3.675	8:16:24.528
2	1:06.457	+1.554	8:17:30.985
3	1:05.044	+0.141	8:18:36.029
4	1:05.565	+0.662	8:19:41.594
5	1:05.016	+0.113	8:20:46.610
6	1:05.667	+0.764	8:21:52.277
7	1:04.903		8:22:57.180
8	1:05.068	+0.165	8:24:02.248
9	1:06.713	+1.810	8:25:08.961

Zeitnahmekommissar & Auswertung

Orbits

Rennleiter





ADAC Kartrennen Fassberg

Nach bester Rundenzeit sortiert

Einsteiger

Faßberg 0,880 Km

Warm Up Gr. 2

13.06.2010 08:26

Training started at 8:27:51



Pos.	St.Nr.	Name	Klasse	Rnd.	Beste Zeit.	Diff.	In Runde	Team
1	46	Jonas Geitner	Minibike	11	49.652		8	ADAC Team Nordbayern e.V.
2	38	Hannes Soomer	Minibike	11	49.902	0.250	9	Sachsenring Junior Racing School
3	64	Kevin Rofner	Minibike	11	50.602	0.950	11	PBIG München e.V.
4	34	TOM Günther	Minibike	11	51.231	1.579	10	ADAC Sachsen e.V.
5	47	Robin Stehr	Minibike	10	51.517	1.865	9	ADAC Hessen-Thüringen e.V.
6	37	Arnaud Friedrich	Minibike	11	51.581	1.929	8	ADAC Sachsen e.V.
7	63	Maximilian Sohnius	Minibike	11	51.708	2.056	8	PBIG M e.V.
8	33	Gabriel Noderer	Minibike	10	51.784	2.132	10	ADAC Nordbayern e.V.
9	40	Christopher Kogelbauer	Minibike	10	52.060	2.408	9	
10	61	Sebastian Krog	Minibike	10	52.490	2.838	10	MSC Porz Köln e.V.
11	69	Matyas Bilek	Minibike	10	52.529	2.877	10	Rohac Fejta motorracingteam
12	39	Justin Dornbusch	Minibike	10	52.869	3.217	8	Race-Point Berlin
13	28	Toni Thurmayer	Minibike	10	52.934	3.282	10	ADAC Nordbayern e.V.
14	30	Philipp Freitag	Minibike	11	52.995	3.343	8	ADAC Team Hansa e.V.
15	48	Vivien Lorenz	Minibike	10	53.187	3.535	10	ADAC Sachsen e.V.
16	41	Tim Maximilian Georgi	Minibike	10	53.718	4.066	9	
17	27	Joscha Max Blin	Minibike	10	54.095	4.443	10	ADAC Hansa Team e.V.
18	43	Nadine Wagner	Minibike	10	54.351	4.699	9	MSC Winkemesser Frankfurt e.V.
19	35	Bastian Ullmann	Minibike	9	55.649	5.997	9	LuBaLa Team



ADAC Kartrennen Fassberg

Einsteiger

Faßberg 0,880 Km

Warm Up Gr. 2

13.06.2010 08:26

Training started at 8:27:51

Runde	Rundenzeit	Diff.	Tageszeit
(46) Jonas Geitner			
1	55.769	+6.117	8:28:51.350
2	58.632	+8.980	8:29:49.982
3	52.867	+3.215	8:30:42.849
4	51.037	+1.385	8:31:33.886
5	49.876	+0.224	8:32:23.762
6	52.283	+2.631	8:33:16.045
7	49.868	+0.216	8:34:05.913
8	49.652		8:34:55.565
9	50.763	+1.111	8:35:46.328
10	49.955	+0.303	8:36:36.283
11	50.402	+0.750	8:37:26.685

Runde	Rundenzeit	Diff.	Tageszeit
(38) Hannes Soomer			
1	55.783	+5.881	8:28:51.511
2	58.730	+8.828	8:29:50.241
3	55.528	+5.626	8:30:45.769
4	52.143	+2.241	8:31:37.912
5	49.947	+0.045	8:32:27.859
6	52.554	+2.652	8:33:20.413
7	54.188	+4.286	8:34:14.601
8	49.990	+0.088	8:35:04.591
9	49.902		8:35:54.493
10	49.915	+0.013	8:36:44.408
11	51.402	+1.500	8:37:35.810

Runde	Rundenzeit	Diff.	Tageszeit
(64) Kevin Rofner			
1	53.430	+2.828	8:28:44.888
2	1:07.160	+16.558	8:29:52.048
3	54.140	+3.538	8:30:46.188
4	53.711	+3.109	8:31:39.899
5	51.436	+0.834	8:32:31.335
6	51.376	+0.774	8:33:22.711
7	52.242	+1.640	8:34:14.953
8	51.754	+1.152	8:35:06.707
9	51.385	+0.783	8:35:58.092
10	51.468	+0.866	8:36:49.560
11	50.602		8:37:40.162

Runde	Rundenzeit	Diff.	Tageszeit
(34) TOM Günther			
1	58.215	+6.984	8:28:51.230
2	57.625	+6.394	8:29:48.855
3	54.026	+2.795	8:30:42.881
4	52.785	+1.554	8:31:35.666
5	52.080	+0.849	8:32:27.746
6	52.992	+1.761	8:33:20.738
7	53.888	+2.657	8:34:14.626
8	52.732	+1.501	8:35:07.358
9	51.585	+0.354	8:35:58.943
10	51.231		8:36:50.174
11	51.995	+0.764	8:37:42.169

Runde	Rundenzeit	Diff.	Tageszeit
(47) Robin Stehr			
1	57.178	+5.661	8:28:51.296
2	59.371	+7.854	8:29:50.667
3	55.739	+4.222	8:30:46.406
4	54.361	+2.844	8:31:40.767
5	53.919	+2.402	8:32:34.686
6	1:34.567	+43.050	8:34:09.253
7	51.732	+0.215	8:35:00.985
8	51.709	+0.192	8:35:52.694
9	51.517		8:36:44.211
10	52.313	+0.796	8:37:36.524

Runde	Rundenzeit	Diff.	Tageszeit
(37) Arnaud Friedrich			

Runde	Rundenzeit	Diff.	Tageszeit
1	1:00.142	+8.561	8:29:01.503
2	58.066	+6.485	8:29:59.569
3	55.915	+4.334	8:30:55.484
4	53.793	+2.212	8:31:49.277
5	52.601	+1.020	8:32:41.878
6	52.012	+0.431	8:33:33.890
7	51.880	+0.299	8:34:25.770
8	51.581		8:35:17.351
9	52.349	+0.768	8:36:09.700
10	51.904	+0.323	8:37:01.604
11	51.960	+0.379	8:37:53.564

Runde	Rundenzeit	Diff.	Tageszeit
(63) Maximilian Sohnius			
1	58.683	+6.975	8:28:57.097
2	56.331	+4.623	8:29:53.428
3	54.224	+2.516	8:30:47.652
4	53.693	+1.985	8:31:41.345
5	53.593	+1.885	8:32:34.938
6	53.497	+1.789	8:33:28.435
7	52.414	+0.706	8:34:20.849
8	51.708		8:35:12.557
9	52.109	+0.401	8:36:04.666
10	52.270	+0.562	8:36:56.936
11	51.971	+0.263	8:37:48.907

Runde	Rundenzeit	Diff.	Tageszeit
(33) Gabriel Noderer			
1	59.706	+7.922	8:29:09.328
2	56.695	+4.911	8:30:06.023
3	57.496	+5.712	8:31:03.519
4	55.267	+3.483	8:31:58.786
5	53.520	+1.736	8:32:52.306
6	52.535	+0.751	8:33:44.841
7	54.599	+2.815	8:34:39.440
8	1:02.627	+10.843	8:35:42.067
9	52.737	+0.953	8:36:34.804
10	51.784		8:37:26.588

Runde	Rundenzeit	Diff.	Tageszeit
(40) Christopher Kogelbauer			
1	1:01.208	+9.148	8:29:02.400
2	59.805	+7.745	8:30:02.205
3	59.262	+7.202	8:31:01.467
4	1:22.099	+30.039	8:32:23.566
5	56.732	+4.672	8:33:20.298
6	56.271	+4.211	8:34:16.569
7	52.698	+0.638	8:35:09.267
8	53.064	+1.004	8:36:02.331
9	52.060		8:36:54.391
10	53.394	+1.334	8:37:47.785

Runde	Rundenzeit	Diff.	Tageszeit
(61) Sebastian Krog			
1	1:00.408	+7.918	8:29:07.498
2	57.788	+5.298	8:30:05.286
3	1:13.916	+21.426	8:31:19.202
4	54.961	+2.471	8:32:14.163
5	53.330	+0.840	8:33:07.493
6	53.061	+0.571	8:34:00.554
7	52.799	+0.309	8:34:53.353
8	53.408	+0.918	8:35:46.761
9	53.788	+1.298	8:36:40.549
10	52.490		8:37:33.039

Runde	Rundenzeit	Diff.	Tageszeit
(69) Matyas Bilek			
1	1:00.968	+8.439	8:29:01.132
2	59.519	+6.990	8:30:00.651
3	59.130	+6.601	8:30:59.781
4	55.971	+3.442	8:31:55.752

Runde	Rundenzeit	Diff.	Tageszeit
5	54.526	+1.997	8:32:50.278
6	53.961	+1.432	8:33:44.239
7	54.141	+1.612	8:34:38.380
8	52.802	+0.273	8:35:31.182
9	53.013	+0.484	8:36:24.195
10	52.529		8:37:16.724

Runde	Rundenzeit	Diff.	Tageszeit
(39) Justin Dornbusch			
1	1:01.264	+8.395	8:28:59.380
2	1:00.070	+7.201	8:29:59.450
3	58.441	+5.572	8:30:57.891
4	55.109	+2.240	8:31:53.000
5	53.784	+0.915	8:32:46.784
6	53.795	+0.926	8:33:40.579
7	54.124	+1.255	8:34:34.703
8	52.869		8:35:27.572
9	52.888	+0.019	8:36:20.460
10	55.516	+2.647	8:37:15.976

Runde	Rundenzeit	Diff.	Tageszeit
(28) Toni Thurmayer			
1	1:01.448	+8.514	8:29:02.262
2	59.650	+6.716	8:30:01.912
3	57.686	+4.752	8:30:59.598
4	55.763	+2.829	8:31:55.361
5	54.818	+1.884	8:32:50.179
6	53.980	+1.046	8:33:44.159
7	53.786	+0.852	8:34:37.945
8	53.110	+0.176	8:35:31.055
9	53.022	+0.088	8:36:24.077
10	52.934		8:37:17.011

Runde	Rundenzeit	Diff.	Tageszeit
(30) Philipp Freitag			
1	58.439	+5.444	8:28:50.843
2	58.991	+5.996	8:29:49.834
3	55.524	+2.529	8:30:45.358
4	55.318	+2.323	8:31:40.676
5	53.772	+0.777	8:32:34.448
6	53.628	+0.633	8:33:28.076
7	53.811	+0.816	8:34:21.887
8	52.995		8:35:14.882
9	53.164	+0.169	8:36:08.046
10	53.195	+0.200	8:37:01.241
11	53.174	+0.179	8:37:54.415

Runde	Rundenzeit	Diff.	Tageszeit
(48) Vivien Lorenz			
1	1:01.508	+8.321	8:29:03.322
2	59.484	+6.297	8:30:02.806
3	1:00.228	+7.041	8:31:03.034
4	58.294	+5.107	8:32:01.328
5	56.706	+3.519	8:32:58.034
6	55.760	+2.573	8:33:53.794
7	57.153	+3.966	8:34:50.947
8	1:22.750	+29.563	8:36:13.697
9	53.247	+0.060	8:37:06.944
10	53.187		8:38:00.131

Runde	Rundenzeit	Diff.	Tageszeit
(41) Tim Maximilian Georgi			
1	1:02.288	+8.570	8:29:05.835
2	59.190	+5.472	8:30:05.025
3	58.760	+5.042	8:31:03.785
4	58.145	+4.427	8:32:01.930
5	56.748	+3.030	8:32:58.678
6	55.789	+2.071	8:33:54.467
7	55.484	+1.766	8:34:49.951
8	54.186	+0.468	8:35:44.137
9	53.718		8:36:37.855



ADAC Kartrennen Fassberg

<p>Einsteiger</p> <p>Warm Up Gr. 2</p> <p>Training started at 8:27:51</p>	<p>Faßberg 0,880 Km</p> <p>13.06.2010 08:26</p>
---	---

Runde	Rundenzeit	Diff.	Tageszeit
10	54.102	+0.384	8:37:31.957
(27) Joscha Max Blin			
1	1:01.438	+7.343	8:29:04.241
2	59.907	+5.812	8:30:04.148
3	58.717	+4.622	8:31:02.865
4	57.539	+3.444	8:32:00.404
5	57.202	+3.107	8:32:57.606
6	55.852	+1.757	8:33:53.458
7	55.845	+1.750	8:34:49.303
8	55.918	+1.823	8:35:45.221
9	55.071	+0.976	8:36:40.292
10	54.095		8:37:34.387
(43) Nadine Wagner			
1	1:01.293	+6.942	8:29:04.499
2	58.797	+4.446	8:30:03.296
3	59.461	+5.110	8:31:02.757
4	56.225	+1.874	8:31:58.982
5	55.916	+1.565	8:32:54.898
6	56.275	+1.924	8:33:51.173
7	55.963	+1.612	8:34:47.136
8	54.484	+0.133	8:35:41.620
9	54.351		8:36:35.971
10	1:27.817	+33.466	8:38:03.788
(35) Bastian Ullmann			
1	1:01.838	+6.189	8:29:00.975
2	59.507	+3.858	8:30:00.482
3	58.779	+3.130	8:30:59.261
4	58.026	+2.377	8:31:57.287
5	56.506	+0.857	8:32:53.793
6	57.030	+1.381	8:33:50.823
7	1:32.953	+37.304	8:35:23.776
8	56.072	+0.423	8:36:19.848
9	55.649		8:37:15.497

Runde	Rundenzeit	Diff.	Tageszeit
-------	------------	-------	-----------

Runde	Rundenzeit	Diff.	Tageszeit
-------	------------	-------	-----------



ADAC Mini Bike Cup

ADAC Kartrennen Fassberg

Einsteiger	Faßberg 0,880 Km
Rennen 1	12.06.2010 17:23
Rennen (13 Runden)	

		1:08.313 26 Benjamin Rösch	5
	1:03.271 32 Lucas Geitner	1:02.011 31 Philip Jork	4
57.129 99 Moritz Schreyer	56.718 50 Colin Hufnagel	56.483 42 Manuel Rösch	3
	56.261 49 Leon Czichos	55.351 68 Timon Salewski	2
55.189 62 Robin Nickel	54.701 25 Kevin Sieder	54.203 36 Lukas Ullmann	1
		POLE POSITION	




Zeitnahmekommissar & Auswertung	Orbits
Rennleiter	



ADAC Kartrennen Fassberg

Faßberg 0,880 Km

12.06.2010 17:40



Einsteiger

Rennen 2

Rennen (15 Runden)

53.411 29 Robin Jörger	53.391 35 Bastian Ullmann	8	
20	19		
53.259 27 Joscha Max Blin	52.910 41 Tim Maximilian Georgi	52.561 69 Matyas Bilek	7
18	17	16	
52.109 48 Vivien Lorenz	51.958 30 Philipp Freitag	6	
15	14		
51.780 43 Nadine Wagner	51.528 28 Toni Thurmayer	51.020 40 Christopher Kogelbauer	5
13	12	11	
50.805 64 Kevin Rofner	50.645 39 Justin Dornbusch	4	
10	9		
50.465 34 TOM Günther	50.437 63 Maximilian Sohnus	50.244 61 Sebastian Krog	3
8	7	6	
50.153 37 Arnaud Friedrich	49.968 47 Robin Stehr	2	
5	4		
49.533 38 Hannes Soomer	49.312 33 Gabriel Noderer	48.642 46 Jonas Geitner	1
3	2	1	
		POLE POSITION	



Zeitnahmekommissar & Auswertung

Orbits

Rennleiter





ADAC Kartrennen Fassberg

Nach Runden sortiert

Einsteiger Faßberg 0,880 Km

Rennen 2 12.06.2010 17:40

Rennen (15 Runden) started at 17:50:33

Pos.	St.Nr.	Name	Ort	Nat.	Rnd.	Gesamtzeit	Fahrzeug	Team
1	46	Jonas Geitner	Wernberg-Köblitz		15	15:12.051	Honda	ADAC Team Nordbayern e.V.
2	38	Hannes Soomer	Viimsivald EST		15	15:12.210	Honda	Sachsenring Junior Racing Sc
3	64	Kevin Rofner	Vils Tirol A		15	15:12.767	Honda	PBIG München e.V.
4	37	Arnaud Friedrich	Hohenstein-Ernstha		15	15:14.117	Honda	ADAC Sachsen e.V.
5	28	Toni Thurmayer	Sockstadt		15	15:14.535	Honda	ADAC Nordbayern e.V.
6	47	Robin Stehr	Horstmar		15	15:15.236	Honda	ADAC Hessen-Thüringen e.V.
7	30	Philipp Freitag	Buchholz		15	15:43.066	Honda	ADAC Team Hansa e.V.
8	69	Matyas Bilek	Milovice		15	15:56.650	Honda	Rohac Fejta motorracingteam
9	43	Nadine Wagner	Niedernhausen		15	16:04.040	Honda	MSC Winkemesser Frankfurt e
10	35	Bastian Ullmann	Tannhausen		15	16:11.414	Honda	LuBaLa Team
11	27	Joscha Max Blin	Schwarzenbeck		14	15:18.316	Honda	ADAC Hansa Team e.V.
12	29	Robin Jörger	Offenburg		14	15:18.727	Honda	Moto-Bike-Shop Offenburg
13	48	Vivien Lorenz	Deutscheinsiedel		14	15:20.077	Honda	ADAC Sachsen e.V.
14	34	TOM Günther	Gersdorf		14	15:20.908	Honda	ADAC Sachsen e.V.
15	33	Gabriel Noderer	Thalmässing		14	15:31.706	Honda	ADAC Nordbayern e.V.
16	40	Christopher Kogelbauer	Langenfeld		14	15:33.409	Honda	
17	41	Tim Maximilian Georgi	Berlin		14	15:52.023	Honda	
18	63	Maximilian Sohnius	Hausham		14	15:56.258	Honda	PBIG M e.V.
19	61	Sebastian Krog	Niederkassel		14	16:08.143	Honda	MSC Porz Köln e.V.

Nicht Klassifiziert

NF	39	Justin Dornbusch	Schulzendorf		1	2:02.296	Honda	Race-Point Berlin
----	----	------------------	--------------	--	---	----------	-------	-------------------

Vorsprung	Durchschn.Geschw.	Beste Rundenzeit	Beste Geschw.	Beste Runde von
0.159	52,102	57.808	54,802	28 - Toni Thurmayer

Zeitnahmekommissar & Auswertung

Orbits

Rennleiter



ADAC Kartrennen Fassberg

Einsteiger

Faßberg 0,880 Km

Rennen 2

12.06.2010 17:40

Rennen (15 Runden) started at 17:50:33

Runde	Rundenzeit	Diff.	Tageszeit	Runde	Rundenzeit	Diff.	Tageszeit	Runde	Rundenzeit	Diff.	Tageszeit
(46) Jonas Geitner				(28) Toni Thurmayer				(43) Nadine Wagner			
1	1:01.829	+3.430	17:52:38.244	1	1:09.101	+11.293	17:51:44.612	1	1:25.918	+25.575	17:52:01.635
2	1:04.607	+6.208	17:53:42.851	2	1:03.123	+5.315	17:52:47.735	2	1:07.132	+6.789	17:53:08.767
3	1:01.571	+3.172	17:54:44.422	3	1:01.059	+3.251	17:53:48.794	3	1:03.978	+3.635	17:54:12.745
4	1:01.006	+2.607	17:55:45.428	4	1:03.054	+5.246	17:54:51.848	4	1:04.250	+3.907	17:55:16.995
5	1:00.977	+2.578	17:56:46.405	5	1:01.049	+3.241	17:55:52.897	5	1:02.433	+2.090	17:56:19.428
6	1:01.144	+2.745	17:57:47.549	6	1:01.364	+3.556	17:56:54.261	6	1:02.777	+2.434	17:57:22.205
7	1:00.509	+2.110	17:58:48.058	7	1:01.361	+3.553	17:57:55.622	7	1:02.624	+2.281	17:58:24.829
8	1:00.420	+2.021	17:59:48.478	8	1:00.893	+3.085	17:58:56.515	8	1:01.784	+1.441	17:59:26.613
9	1:01.095	+2.696	18:00:49.573	9	1:00.346	+2.538	17:59:56.861	9	1:02.596	+2.253	18:00:29.209
10	59.648	+1.249	18:01:49.221	10	58.970	+1.162	18:00:55.831	10	1:01.647	+1.304	18:01:30.856
11	59.269	+0.870	18:02:48.490	11	59.350	+1.542	18:01:55.181	11	1:01.861	+1.518	18:02:32.717
12	59.846	+1.447	18:03:48.336	12	58.362	+0.554	18:02:53.543	12	1:01.606	+1.263	18:03:34.323
13	58.399		18:04:46.735	13	58.300	+0.492	18:03:51.843	13	1:01.265	+0.922	18:04:35.588
14	58.558	+0.159	18:05:45.293	14	57.808		18:04:49.651	14	1:00.343		18:05:35.931
(38) Hannes Soomer				15	58.126	+0.318	18:05:47.777	15	1:01.351	+1.008	18:06:37.282
1	1:03.996	+5.637	17:51:37.239	(47) Robin Stehr				(35) Bastian Ullmann			
2	1:01.284	+2.925	17:52:38.523	1	1:04.913	+5.825	17:51:38.510	1	1:08.423	+8.292	17:51:45.236
3	1:04.675	+6.316	17:53:43.198	2	1:02.104	+3.016	17:52:40.614	2	1:27.713	+27.582	17:53:12.949
4	1:01.579	+3.220	17:54:44.777	3	1:03.149	+4.061	17:53:43.763	3	1:06.504	+6.373	17:54:19.453
5	1:00.893	+2.534	17:55:45.670	4	1:02.526	+3.438	17:54:46.289	4	1:04.685	+4.554	17:55:24.138
6	1:00.986	+2.627	17:56:46.656	5	1:01.300	+2.212	17:55:47.589	5	1:03.509	+3.378	17:56:27.647
7	1:01.307	+2.948	17:57:47.963	6	1:00.962	+1.874	17:56:48.551	6	1:02.939	+2.808	17:57:30.586
8	1:00.451	+2.092	17:58:48.414	7	1:00.722	+1.634	17:57:49.273	7	1:02.829	+2.698	17:58:33.415
9	1:00.308	+1.949	17:59:48.722	8	1:00.907	+1.819	17:58:50.180	8	1:01.762	+1.631	17:59:35.177
10	1:00.574	+2.215	18:00:49.296	9	1:00.073	+0.985	17:59:50.253	9	1:01.614	+1.483	18:00:36.791
11	1:00.292	+1.933	18:01:49.588	10	1:00.706	+1.618	18:00:50.959	10	1:01.678	+1.547	18:01:38.469
12	59.211	+0.852	18:02:48.799	11	59.535	+0.447	18:01:50.494	11	1:00.708	+0.577	18:02:39.177
13	59.783	+1.424	18:03:48.582	12	59.088		18:02:49.582	12	1:01.514	+1.383	18:03:40.691
14	58.511	+0.152	18:04:47.093	13	1:00.271	+1.183	18:03:49.853	13	1:00.131		18:04:40.822
15	58.359		18:05:45.452	14	59.248	+0.160	18:04:49.101	14	1:01.500	+1.369	18:05:42.322
(64) Kevin Rofner				15	59.377	+0.289	18:05:48.478	15	1:02.334	+2.203	18:06:44.656
1	1:05.352	+6.943	17:51:40.129	(30) Philipp Freitag				(27) Joscha Max Blin			
2	1:02.225	+3.816	17:52:42.354	1	1:06.879	+5.898	17:51:42.529	1	1:10.994	+7.320	17:51:47.532
3	1:02.988	+4.579	17:53:45.342	2	1:01.689	+0.708	17:52:44.218	2	1:04.631	+0.957	17:52:52.163
4	1:01.637	+3.228	17:54:46.979	3	1:03.099	+2.118	17:53:47.317	3	1:04.685	+1.011	17:53:56.848
5	1:01.386	+2.977	17:55:48.365	4	1:03.418	+2.437	17:54:50.735	4	1:03.674		17:55:00.522
6	1:00.634	+2.225	17:56:48.999	5	1:01.587	+0.606	17:55:52.322	5	1:04.951	+1.277	17:56:05.473
7	1:00.163	+1.754	17:57:49.162	6	1:00.981		17:56:53.303	6	1:05.795	+2.121	17:57:11.268
8	1:00.641	+2.232	17:58:49.803	7	1:02.798	+1.817	17:57:56.101	7	1:06.305	+2.631	17:58:17.573
9	1:00.275	+1.866	17:59:50.078	8	1:02.038	+1.057	17:58:58.139	8	1:04.624	+0.950	17:59:22.197
10	1:00.275	+1.866	18:00:50.353	9	1:02.717	+1.736	18:00:00.856	9	1:04.026	+0.352	18:00:26.223
11	59.801	+1.392	18:01:50.154	10	1:01.004	+0.023	18:01:01.860	10	1:04.428	+0.754	18:01:30.651
12	58.996	+0.587	18:02:49.150	11	1:01.656	+0.675	18:02:03.516	11	1:04.943	+1.269	18:02:35.594
13	59.909	+1.500	18:03:49.059	12	1:02.599	+1.618	18:03:06.115	12	1:04.868	+1.194	18:03:40.462
14	58.409		18:04:47.468	13	1:03.166	+2.185	18:04:09.281	13	1:05.056	+1.382	18:04:45.518
15	58.541	+0.132	18:05:46.009	14	1:02.855	+1.874	18:05:12.136	14	1:06.040	+2.366	18:05:51.558
(37) Arnaud Friedrich				15	1:04.172	+3.191	18:06:16.308	(29) Robin Jörger			
1	1:03.885	+5.091	17:51:37.866	(69) Matyas Bilek				1	1:12.621	+10.499	17:51:49.810
2	1:01.731	+2.937	17:52:39.597	1	1:10.972	+11.142	17:51:47.913	2	1:08.110	+5.988	17:52:57.920
3	1:04.024	+5.230	17:53:43.621	2	1:04.808	+4.978	17:52:52.721	3	1:06.554	+4.432	17:54:04.474
4	1:01.632	+2.838	17:54:45.253	3	1:04.246	+4.416	17:53:56.967	4	1:05.933	+3.811	17:55:10.407
5	1:00.837	+2.043	17:55:46.090	4	1:03.593	+3.763	17:55:00.560	5	1:05.483	+3.361	17:56:15.890
6	1:00.930	+2.136	17:56:47.020	5	1:05.005	+5.175	17:56:05.565	6	1:05.656	+3.534	17:57:21.546
7	1:01.329	+2.535	17:57:48.349	6	1:05.080	+5.250	17:57:10.645	7	1:06.022	+3.900	17:58:27.568
8	1:00.576	+1.782	17:58:48.925	7	1:04.991	+5.161	17:58:15.636	8	1:03.712	+1.590	17:59:31.280
9	1:00.552	+1.758	17:59:49.477	8	1:05.045	+5.215	17:59:20.681	9	1:03.408	+1.286	18:00:34.688
10	1:00.663	+1.869	18:00:50.140	9	1:03.489	+3.659	18:00:24.170	10	1:03.317	+1.195	18:01:38.005
11	1:00.336	+1.542	18:01:50.476	10	1:02.626	+2.796	18:01:26.796	11	1:02.532	+0.410	18:02:40.537
12	58.917	+0.123	18:02:49.393	11	1:01.865	+2.035	18:02:28.661				
13	1:00.029	+1.235	18:03:49.422	12	59.830		18:03:28.491				
14	59.143	+0.349	18:04:48.565								

Zeitnahmekommissar & Auswertung

Orbits

Rennleiter



ADAC Kartrennen Fassberg

Einsteiger

Faßberg 0,880 Km

Rennen 2

12.06.2010 17:40

Rennen (15 Runden) started at 17:50:33

Runde	Rundenzeit	Diff.	Tageszeit
12	1:02.122		18:03:42.659
13	1:03.134	+1.012	18:04:45.793
14	1:06.176	+4.054	18:05:51.969

(48) Vivien Lorenz

Runde	Rundenzeit	Diff.	Tageszeit
1	1:13.573	+10.936	17:51:51.550
2	1:07.843	+5.206	17:52:59.393
3	1:06.224	+3.587	17:54:05.617
4	1:05.331	+2.694	17:55:10.948
5	1:05.708	+3.071	17:56:16.656
6	1:05.232	+2.595	17:57:21.888
7	1:06.302	+3.665	17:58:28.190
8	1:03.699	+1.062	17:59:31.889
9	1:03.138	+0.501	18:00:35.027
10	1:03.243	+0.606	18:01:38.270
11	1:03.458	+0.821	18:02:41.728
12	1:02.637		18:03:44.365
13	1:05.857	+3.220	18:04:50.222
14	1:03.097	+0.460	18:05:53.319

(34) TOM Günther

Runde	Rundenzeit	Diff.	Tageszeit
1	1:39.216	+40.048	17:52:13.840
2	1:06.314	+7.146	17:53:20.154
3	1:05.261	+6.093	17:54:25.415
4	1:04.089	+4.921	17:55:29.504
5	1:04.001	+4.833	17:56:33.505
6	1:02.834	+3.666	17:57:36.339
7	1:02.974	+3.806	17:58:39.313
8	1:02.835	+3.667	17:59:42.148
9	1:03.641	+4.473	18:00:45.789
10	1:04.333	+5.165	18:01:50.122
11	1:03.152	+3.984	18:02:53.274
12	1:01.396	+2.228	18:03:54.670
13	1:00.312	+1.144	18:04:54.982
14	59.168		18:05:54.150

(33) Gabriel Noderer

Runde	Rundenzeit	Diff.	Tageszeit
1	1:37.687	+37.483	17:52:10.929
2	1:08.705	+8.501	17:53:19.634
3	1:05.828	+5.624	17:54:25.462
4	1:05.927	+5.723	17:55:31.389
5	1:03.991	+3.787	17:56:35.380
6	1:05.008	+4.804	17:57:40.388
7	1:03.933	+3.729	17:58:44.321
8	1:03.609	+3.405	17:59:47.930
9	1:06.086	+5.882	18:00:54.016
10	1:02.824	+2.620	18:01:56.840
11	1:02.389	+2.185	18:02:59.229
12	1:03.328	+3.124	18:04:02.557
13	1:02.187	+1.983	18:05:04.744
14	1:00.204		18:06:04.948

(40) Christopher Kogelbauer

Runde	Rundenzeit	Diff.	Tageszeit
1	1:16.828	+14.579	17:51:51.941
2	1:06.217	+3.968	17:52:58.158
3	1:02.752	+0.503	17:54:00.910
4	1:03.840	+1.591	17:55:04.750
5	1:04.201	+1.952	17:56:08.951
6	1:02.727	+0.478	17:57:11.678
7	1:04.488	+2.239	17:58:16.166
8	1:04.758	+2.509	17:59:20.924
9	1:03.447	+1.198	18:00:24.371
10	1:02.249		18:01:26.620
11	1:02.825	+0.576	18:02:29.445
12	1:30.044	+27.795	18:03:59.489
13	1:03.203	+0.954	18:05:02.692

Runde	Rundenzeit	Diff.	Tageszeit
14	1:03.959	+1.710	18:06:06.651

(41) Tim Maximilian Georgi

Runde	Rundenzeit	Diff.	Tageszeit
1	1:15.825	+13.381	17:52:01.091
2	1:09.339	+6.895	17:53:10.430
3	1:08.593	+6.149	17:54:19.023
4	1:09.460	+7.016	17:55:28.483
5	1:09.093	+6.649	17:56:37.576
6	1:10.568	+8.124	17:57:48.144
7	1:09.735	+7.291	17:58:57.879
8	1:05.915	+3.471	18:00:03.794
9	1:05.861	+3.417	18:01:09.655
10	1:03.661	+1.217	18:02:13.316
11	1:03.034	+0.590	18:03:16.350
12	1:03.629	+1.185	18:04:19.979
13	1:02.842	+0.398	18:05:22.821
14	1:02.444		18:06:25.265

(63) Maximilian Sohnus

Runde	Rundenzeit	Diff.	Tageszeit
1	2:00.340	+1:00.446	17:52:34.582
2	1:11.627	+11.733	17:53:46.209
3	1:09.370	+9.476	17:54:55.579
4	1:07.874	+7.980	17:56:03.453
5	1:06.964	+7.070	17:57:10.417
6	1:05.167	+5.273	17:58:15.584
7	1:04.948	+5.054	17:59:20.532
8	1:03.519	+3.625	18:00:24.051
9	1:02.400	+2.506	18:01:26.451
10	1:01.969	+2.075	18:02:28.420
11	59.982	+0.088	18:03:28.402
12	1:00.946	+1.052	18:04:29.348
13	1:00.258	+0.364	18:05:29.606
14	59.894		18:06:29.500

(61) Sebastian Krog

Runde	Rundenzeit	Diff.	Tageszeit
1	1:39.028	+34.917	17:52:13.232
2	1:07.941	+3.830	17:53:21.173
3	1:06.196	+2.085	17:54:27.369
4	1:06.518	+2.407	17:55:33.887
5	1:06.327	+2.216	17:56:40.214
6	1:06.794	+2.683	17:57:47.008
7	1:07.619	+3.508	17:58:54.627
8	1:08.171	+4.060	18:00:02.798
9	1:07.542	+3.431	18:01:10.340
10	1:07.252	+3.141	18:02:17.592
11	1:07.569	+3.458	18:03:25.161
12	1:07.049	+2.938	18:04:32.210
13	1:04.111		18:05:36.321
14	1:05.064	+0.953	18:06:41.385

(39) Justin Dornbusch

Runde	Rundenzeit	Tageszeit
1	2:00.759	17:52:35.538



ADAC Kartrennen Fassberg

Nach Runden sortiert

Einsteiger

Faßberg 0,880 Km

Rennen 1

12.06.2010 17:23

Rennen (13 Runden) started at 17:24:03

Pos.	St.Nr.	Name	Ort	Nat.	Rnd.	Gesamtzeit	Fahrzeug	Team
1	99	Moritz Schreyer	Hohes Ernstal	D	13	14:25.093		
2	36	Lukas Ullmann	Tannhausen		13	14:42.877	Honda	LuBaLa-Team
3	42	Manuel Rösch	Markt Rettenbach	D	13	15:00.582		ADAC Sport Team Süd Bayern
4	31	Philip Jork	Crölpa-Lobschütz		13	15:14.610	Honda	
5	49	Leon Czichos	Stadland		13	15:15.028	Honda	
6	50	Colin Hufnagel	Erzhausen	D	12	14:58.241		
7	26	Benjamin Rösch	Markt Rettenbach	D	12	14:59.820		ADAC Sport Team Süd Bayern
8	32	Lucas Geitner	Wernberg-Köblitz		11	14:47.647	Honda	ADAC Nordbayern e.V.
Nicht Klassifiziert								
NF	62	Robin Nickel	Duisburg		4	4:29.745	Honda	
NF	25	Kevin Sieder	Wieselburg		4	4:31.710	Honda	
NS	68	Timon Salewski	Bardowick				Honda	Müller Motorradteile

Vorsprung	Durchschn.Geschw.	Beste Rundenzeit	Beste Geschw.	Beste Runde von
17.784	47,606	1:04.716	48,952	99 - Moritz Schreyer

Zeitnahmekommissar & Auswertung
Rennleiter

Orbits





ADAC Kartrennen Fassberg

Einsteiger

Faßberg 0,880 Km

Rennen 1

12.06.2010 17:23

Rennen (13 Runden) started at 17:24:03

Runde	Rundenzeit	Diff.	Tageszeit
(99) Moritz Schreyer			
1	1:08.547	+3.831	17:25:14.475
2	1:06.457	+1.741	17:26:20.932
3	1:06.048	+1.332	17:27:26.980
4	1:05.645	+0.929	17:28:32.625
5	1:07.134	+2.418	17:29:39.759
6	1:06.177	+1.461	17:30:45.936
7	1:06.685	+1.969	17:31:52.621
8	1:06.008	+1.292	17:32:58.629
9	1:07.902	+3.186	17:34:06.531
10	1:06.598	+1.882	17:35:13.129
11	1:04.716		17:36:17.845
12	1:04.898	+0.182	17:37:22.743
13	1:05.668	+0.952	17:38:28.411

Runde	Rundenzeit	Diff.	Tageszeit
(36) Lukas Ullmann			
1	1:09.894	+3.553	17:25:13.212
2	1:07.076	+0.735	17:26:20.288
3	1:07.733	+1.392	17:27:28.021
4	1:06.341		17:28:34.362
5	1:08.485	+2.144	17:29:42.847
6	1:07.657	+1.316	17:30:50.504
7	1:07.654	+1.313	17:31:58.158
8	1:07.077	+0.736	17:33:05.235
9	1:11.230	+4.889	17:34:16.465
10	1:09.898	+3.557	17:35:26.363
11	1:06.345	+0.004	17:36:32.708
12	1:06.983	+0.642	17:37:39.691
13	1:06.504	+0.163	17:38:46.195

Runde	Rundenzeit	Diff.	Tageszeit
(42) Manuel Rösch			
1	1:12.111	+6.040	17:25:17.780
2	1:09.777	+3.706	17:26:27.557
3	1:06.071		17:27:33.628
4	1:07.461	+1.390	17:28:41.089
5	1:12.362	+6.291	17:29:53.451
6	1:08.690	+2.619	17:31:02.141
7	1:06.724	+0.653	17:32:08.865
8	1:10.624	+4.553	17:33:19.489
9	1:11.415	+5.344	17:34:30.904
10	1:09.027	+2.956	17:35:39.931
11	1:07.344	+1.273	17:36:47.275
12	1:07.968	+1.897	17:37:55.243
13	1:08.657	+2.586	17:39:03.900

Runde	Rundenzeit	Diff.	Tageszeit
(31) Philip Jork			
1	1:11.585	+2.588	17:25:17.432
2	1:10.414	+1.417	17:26:27.846
3	1:09.005	+0.008	17:27:36.851
4	1:10.082	+1.085	17:28:46.933
5	1:10.719	+1.722	17:29:57.652
6	1:09.003	+0.006	17:31:06.655
7	1:09.857	+0.860	17:32:16.512
8	1:10.129	+1.132	17:33:26.641
9	1:10.769	+1.772	17:34:37.410
10	1:10.921	+1.924	17:35:48.331
11	1:10.531	+1.534	17:36:58.862
12	1:10.069	+1.072	17:38:08.931
13	1:08.997		17:39:17.928

Runde	Rundenzeit	Diff.	Tageszeit
(49) Leon Czichos			
1	1:13.870	+6.034	17:25:18.833
2	1:10.020	+2.184	17:26:28.853
3	1:09.107	+1.271	17:27:37.960
4	1:10.558	+2.722	17:28:48.518

Runde	Rundenzeit	Diff.	Tageszeit
5	1:12.413	+4.577	17:30:00.931
6	1:08.978	+1.142	17:31:09.909
7	1:07.836		17:32:17.745
8	1:09.248	+1.412	17:33:26.993
9	1:12.149	+4.313	17:34:39.142
10	1:09.484	+1.648	17:35:48.626
11	1:10.666	+2.830	17:36:59.292
12	1:09.836	+2.000	17:38:09.128
13	1:09.218	+1.382	17:39:18.346

Runde	Rundenzeit	Diff.	Tageszeit
(50) Colin Hufnagel			
1	1:13.026	+3.803	17:25:18.408
2	1:09.768	+0.545	17:26:28.176
3	1:09.584	+0.361	17:27:37.760
4	1:10.206	+0.983	17:28:47.966
5	1:10.610	+1.387	17:29:58.576
6	1:09.223		17:31:07.799
7	1:49.359	+40.136	17:32:57.158
8	1:16.247	+7.024	17:34:13.405
9	1:16.144	+6.921	17:35:29.549
10	1:11.411	+2.188	17:36:40.960
11	1:09.864	+0.641	17:37:50.824
12	1:10.735	+1.512	17:39:01.559

Runde	Rundenzeit	Diff.	Tageszeit
(26) Benjamin Rösch			
1	1:14.151	+4.234	17:25:21.369
2	1:09.977	+0.060	17:26:31.346
3	1:09.928	+0.011	17:27:41.274
4	1:09.917		17:28:51.191
5	1:12.290	+2.373	17:30:03.481
6	1:10.390	+0.473	17:31:13.871
7	1:11.759	+1.842	17:32:25.630
8	1:48.469	+38.552	17:34:14.099
9	1:15.725	+5.808	17:35:29.824
10	1:11.668	+1.751	17:36:41.492
11	1:11.035	+1.118	17:37:52.527
12	1:10.611	+0.694	17:39:03.138

Runde	Rundenzeit	Diff.	Tageszeit
(32) Lucas Geitner			
1	1:18.545	+4.858	17:25:24.962
2	1:13.687		17:26:38.649
3	1:16.333	+2.646	17:27:54.982
4	1:15.312	+1.625	17:29:10.294
5	1:21.723	+8.036	17:30:32.017
6	1:23.043	+9.356	17:31:55.060
7	1:22.997	+9.310	17:33:18.057
8	1:21.679	+7.992	17:34:39.736
9	1:22.961	+9.274	17:36:02.697
10	1:23.462	+9.775	17:37:26.159
11	1:24.806	+11.119	17:38:50.965

Runde	Rundenzeit	Diff.	Tageszeit
(62) Robin Nickel			
1	1:09.885	+4.255	17:25:13.937
2	1:07.414	+1.784	17:26:21.351
3	1:06.082	+0.452	17:27:27.433
4	1:05.630		17:28:33.063

Runde	Rundenzeit	Diff.	Tageszeit
(25) Kevin Sieder			
1	1:07.953	+1.602	17:25:12.098
2	1:06.403	+0.052	17:26:18.501
3	1:10.176	+3.825	17:27:28.677
4	1:06.351		17:28:35.028

Zeitnahmekommissar & Auswertung

Orbits

Rennleiter





ADAC Kartrennen Fassberg

Nach Runden sortiert

Einsteiger	Faßberg 0,880 Km
Rennen 5	13.06.2010 11:40
Rennen (15 Runden) started at 11:42:39	

Pos.	St.Nr.	Name	Ort	Nat.	Rnd.	Gesamtzeit	Fahrzeug	Team
1	46	Jonas Geitner	Wernberg-Köblitz		15	12:23.280	Honda	ADAC Team Nordbayern e.V.
2	38	Hannes Soomer	Viimsivald EST		15	12:28.775	Honda	Sachsenring Junior Racing Sc
3	33	Gabriel Noderer	Thalmässing		15	12:38.022	Honda	ADAC Nordbayern e.V.
4	64	Kevin Rofner	Vils Tirol A		15	12:43.399	Honda	PBIG München e.V.
5	63	Maximilian Sohnius	Hausham		15	12:43.844	Honda	PBIG M e.V.
6	37	Arnaud Friedrich	Hohenstein-Ernstha		15	12:44.624	Honda	ADAC Sachsen e.V.
7	61	Sebastian Krog	Niederkassel		15	12:46.247	Honda	MSC Porz Köln e.V.
8	34	TOM Günther	Gersdorf		15	12:47.490	Honda	ADAC Sachsen e.V.
9	47	Robin Stehr	Horstmar		15	12:55.076	Honda	ADAC Hessen-Thüringen e.V.
10	28	Toni Thurmayer	Sockstadt		15	13:05.329	Honda	ADAC Nordbayern e.V.
11	43	Nadine Wagner	Niedernhausen		15	13:12.452	Honda	MSC Winkemesser Frankfurt e
12	30	Philipp Freitag	Buchholz		15	13:13.806	Honda	ADAC Team Hansa e.V.
13	39	Justin Dornbusch	Schulzendorf		14	12:29.040	Honda	Race-Point Berlin
14	48	Vivien Lorenz	Deutscheinsiedel		14	12:29.245	Honda	ADAC Sachsen e.V.
15	41	Tim Maximilian Georgi	Berlin		14	12:46.057	Honda	
16	27	Joscha Max Blin	Schwarzenbeck		14	12:54.201	Honda	ADAC Hansa Team e.V.
17	29	Robin Jörger	Offenburg		14	12:59.254	Honda	Moto-Bike-Shop Offenburg
18	69	Matyas Bilek	Milovice		13	12:29.596	Honda	Rohac Fejta motorracingteam

Nicht Klassifiziert

NF	40	Christopher Kogelbauer	Langenfeld		7	6:13.900	Honda	
NF	35	Bastian Ullmann	Tannhausen			4.094	Honda	LuBaLa Team

Bemerkungen

- ST.Nr. 40 +10 sec. Frühstart
- St.Nr.39 +5sec. Unsportliches Verhalten, Misachtung von Flaggen

Vorsprung	Durchschn.Geschw.	Beste Rundenzeit	Beste Geschw.	Beste Runde von
5.495	63,933	48.796	64,923	46 - Jonas Geitner

Zeitnahmekommissar & Auswertung Orbits

Rennleiter



ADAC Kartrennen Fassberg

Einsteiger

Faßberg 0,880 Km

Rennen 5

13.06.2010 11:40

Rennen (15 Runden) started at 11:42:39

Runde	Rundenzeit	Diff.	Tageszeit	Runde	Rundenzeit	Diff.	Tageszeit	Runde	Rundenzeit	Diff.	Tageszeit
(46) Jonas Geitner											
1	52.755	+3.959	11:43:32.445	14	50.694	+0.836	11:54:33.221	12	50.419	+0.478	11:52:55.350
2	49.901	+1.105	11:44:22.346	15	49.868	+0.010	11:55:23.089	13	51.060	+1.119	11:53:46.410
3	49.416	+0.620	11:45:11.762	(63) Maximilian Sohnius				14	50.153	+0.212	11:54:36.563
4	49.163	+0.367	11:46:00.925	1	54.220	+4.494	11:43:35.814	15	50.617	+0.676	11:55:27.180
5	49.222	+0.426	11:46:50.147	2	51.955	+2.229	11:44:27.769	(47) Robin Stehr			
6	48.796		11:47:38.943	3	51.953	+2.227	11:45:19.722	1	1:01.219	+11.333	11:43:42.029
7	49.195	+0.399	11:48:28.138	4	51.595	+1.869	11:46:11.317	2	52.542	+2.656	11:44:34.571
8	48.914	+0.118	11:49:17.052	5	50.234	+0.508	11:47:01.551	3	52.083	+2.197	11:45:26.654
9	49.569	+0.773	11:50:06.621	6	50.139	+0.413	11:47:51.690	4	51.351	+1.465	11:46:18.005
10	49.184	+0.388	11:50:55.805	7	50.564	+0.838	11:48:42.254	5	50.912	+1.026	11:47:08.917
11	48.966	+0.170	11:51:44.771	8	49.892	+0.166	11:49:32.146	6	51.603	+1.717	11:48:00.520
12	49.266	+0.470	11:52:34.037	9	50.233	+0.507	11:50:22.379	7	51.164	+1.278	11:48:51.684
13	48.835	+0.039	11:53:22.872	10	49.726		11:51:12.105	8	50.649	+0.763	11:49:42.333
14	50.217	+1.421	11:54:13.089	11	49.942	+0.216	11:52:02.047	9	50.690	+0.804	11:50:33.023
15	49.881	+1.085	11:55:02.970	12	50.211	+0.485	11:52:52.258	10	50.522	+0.636	11:51:23.545
(38) Hannes Soomer											
1	54.715	+5.884	11:43:35.248	13	49.797	+0.071	11:53:42.055	11	50.346	+0.460	11:52:13.891
2	50.091	+1.260	11:44:25.339	14	50.593	+0.867	11:54:32.648	12	50.428	+0.542	11:53:04.319
3	49.339	+0.508	11:45:14.678	15	50.886	+1.160	11:55:23.534	13	50.280	+0.394	11:53:54.599
4	49.505	+0.674	11:46:04.183	(37) Arnaud Friedrich				14	49.886		11:54:44.485
5	49.106	+0.275	11:46:53.289	1	55.003	+5.243	11:43:36.331	15	50.281	+0.395	11:55:34.766
6	49.764	+0.933	11:47:43.053	2	51.656	+1.896	11:44:27.987	(28) Toni Thurmayer			
7	49.424	+0.593	11:48:32.477	3	52.696	+2.936	11:45:20.683	1	56.972	+6.054	11:43:39.607
8	49.021	+0.190	11:49:21.498	4	51.145	+1.385	11:46:11.828	2	53.130	+2.212	11:44:32.737
9	49.060	+0.229	11:50:10.558	5	50.542	+0.782	11:47:02.370	3	52.866	+1.948	11:45:25.603
10	50.448	+1.617	11:51:01.006	6	50.328	+0.568	11:47:52.698	4	52.155	+1.237	11:46:17.758
11	48.831		11:51:49.837	7	50.146	+0.386	11:48:42.844	5	52.059	+1.141	11:47:09.817
12	50.336	+1.505	11:52:40.173	8	50.196	+0.436	11:49:33.040	6	51.954	+1.036	11:48:01.771
13	49.250	+0.419	11:53:29.423	9	50.058	+0.298	11:50:23.098	7	51.364	+0.446	11:48:53.135
14	49.217	+0.386	11:54:18.640	10	49.760		11:51:12.858	8	51.093	+0.175	11:49:44.228
15	49.825	+0.994	11:55:08.465	11	49.953	+0.193	11:52:02.811	9	51.000	+0.082	11:50:35.228
(33) Gabriel Noderer											
1	55.215	+5.697	11:43:35.158	12	50.240	+0.480	11:52:53.051	10	51.287	+0.369	11:51:26.515
2	51.330	+1.812	11:44:26.488	13	50.163	+0.403	11:53:43.214	11	50.918		11:52:17.433
3	50.474	+0.956	11:45:16.962	14	50.082	+0.322	11:54:33.296	12	51.632	+0.714	11:53:09.065
4	49.916	+0.398	11:46:06.878	15	51.018	+1.258	11:55:24.314	13	50.963	+0.045	11:54:00.028
5	49.896	+0.378	11:46:56.774	(61) Sebastian Krog				14	51.807	+0.889	11:54:51.835
6	49.518		11:47:46.292	1	56.071	+6.721	11:43:37.723	15	53.184	+2.266	11:55:45.019
7	49.707	+0.189	11:48:35.999	2	51.728	+2.378	11:44:29.451	(43) Nadine Wagner			
8	50.093	+0.575	11:49:26.092	3	51.915	+2.565	11:45:21.366	1	58.543	+6.966	11:43:41.984
9	50.343	+0.825	11:50:16.435	4	51.126	+1.776	11:46:12.492	2	53.479	+1.902	11:44:35.463
10	50.131	+0.613	11:51:06.566	5	50.695	+1.345	11:47:03.187	3	53.065	+1.488	11:45:28.528
11	50.176	+0.658	11:51:56.742	6	50.416	+1.066	11:47:53.603	4	52.290	+0.713	11:46:20.818
12	49.990	+0.472	11:52:46.732	7	50.251	+0.901	11:48:43.854	5	52.076	+0.499	11:47:12.894
13	50.635	+1.117	11:53:37.367	8	50.671	+1.321	11:49:34.525	6	51.704	+0.127	11:48:04.598
14	50.076	+0.558	11:54:27.443	9	49.906	+0.556	11:50:24.431	7	52.100	+0.523	11:48:56.698
15	50.269	+0.751	11:55:17.712	10	49.614	+0.264	11:51:14.045	8	52.137	+0.560	11:49:48.835
(64) Kevin Rofner											
1	55.027	+5.169	11:43:37.042	11	49.350		11:52:03.395	9	52.778	+1.201	11:50:41.613
2	51.223	+1.365	11:44:28.265	12	50.985	+1.635	11:52:54.380	10	51.671	+0.094	11:51:33.284
3	51.709	+1.851	11:45:19.974	13	50.103	+0.753	11:53:44.483	11	51.714	+0.137	11:52:24.998
4	51.105	+1.247	11:46:11.079	14	49.667	+0.317	11:54:34.150	12	51.577		11:53:16.575
5	50.274	+0.416	11:47:01.353	15	51.787	+2.437	11:55:25.937	13	51.598	+0.021	11:54:08.173
6	50.187	+0.329	11:47:51.540	(34) TOM Günther				14	52.113	+0.536	11:55:00.286
7	50.387	+0.529	11:48:41.927	1	56.097	+6.156	11:43:37.947	15	51.856	+0.279	11:55:52.142
8	49.931	+0.073	11:49:31.858	2	51.808	+1.867	11:44:29.755	(30) Philipp Freitag			
9	50.118	+0.260	11:50:21.976	3	51.449	+1.508	11:45:21.204	1	58.308	+6.945	11:43:41.190
10	49.958	+0.100	11:51:11.934	4	51.107	+1.166	11:46:12.311	2	53.269	+1.906	11:44:34.459
11	49.858		11:52:01.792	5	50.722	+0.781	11:47:03.033	3	53.206	+1.843	11:45:27.665
12	50.657	+0.799	11:52:52.449	6	50.284	+0.343	11:47:53.317	4	52.444	+1.081	11:46:20.109
13	50.078	+0.220	11:53:42.527	7	50.451	+0.510	11:48:43.768	5	52.170	+0.807	11:47:12.279
				8	50.503	+0.562	11:49:34.271	6	53.392	+2.029	11:48:05.671
				9	50.642	+0.701	11:50:24.913	7	52.070	+0.707	11:48:57.741
				10	50.077	+0.136	11:51:14.990	8	52.293	+0.930	11:49:50.034
				11	49.941		11:52:04.931	9	52.260	+0.897	11:50:42.294

Zeitnahmekommissar & Auswertung

Orbits

Rennleiter

ADAC Kartrennen Fassberg

Einsteiger

Faßberg 0,880 Km

Rennen 5

13.06.2010 11:40

Rennen (15 Runden) started at 11:42:39

Runde	Rundenzeit	Diff.	Tageszeit
10	51.844	+0.481	11:51:34.138
11	51.363		11:52:25.501
12	52.918	+1.555	11:53:18.419
13	51.395	+0.032	11:54:09.814
14	51.532	+0.169	11:55:01.346
15	52.150	+0.787	11:55:53.496

(39) Justin Dornbusch

1	56.206	+6.144	11:43:38.520
2	51.889	+1.827	11:44:30.409
3	51.657	+1.595	11:45:22.066
4	51.046	+0.984	11:46:13.112
5	50.874	+0.812	11:47:03.986
6	1:14.095	+24.033	11:48:18.081
7	50.333	+0.271	11:49:08.414
8	51.009	+0.947	11:49:59.423
9	50.417	+0.355	11:50:49.840
10	50.233	+0.171	11:51:40.073
11	50.843	+0.781	11:52:30.916
12	51.159	+1.097	11:53:22.075
13	51.593	+1.531	11:54:13.668
14	50.062		11:55:03.730

(48) Vivien Lorenz

1	59.492	+7.826	11:43:42.583
2	53.235	+1.569	11:44:35.818
3	53.901	+2.235	11:45:29.719
4	52.310	+0.644	11:46:22.029
5	52.212	+0.546	11:47:14.241
6	54.060	+2.394	11:48:08.301
7	51.976	+0.310	11:49:00.277
8	52.786	+1.120	11:49:53.063
9	52.242	+0.576	11:50:45.305
10	51.666		11:51:36.971
11	53.394	+1.728	11:52:30.365
12	53.320	+1.654	11:53:23.685
13	52.089	+0.423	11:54:15.774
14	53.161	+1.495	11:55:08.935

(41) Tim Maximilian Georgi

1	1:00.343	+7.408	11:43:43.852
2	55.040	+2.105	11:44:38.892
3	54.073	+1.138	11:45:32.965
4	54.303	+1.368	11:46:27.268
5	53.448	+0.513	11:47:20.716
6	53.941	+1.006	11:48:14.657
7	53.275	+0.340	11:49:07.932
8	53.589	+0.654	11:50:01.521
9	54.401	+1.466	11:50:55.922
10	53.403	+0.468	11:51:49.325
11	54.851	+1.916	11:52:44.176
12	53.759	+0.824	11:53:37.935
13	52.935		11:54:30.870
14	54.877	+1.942	11:55:25.747

(27) Joscha Max Blin

1	1:07.377	+14.417	11:43:51.633
2	54.670	+1.710	11:44:46.303
3	54.172	+1.212	11:45:40.475
4	53.693	+0.733	11:46:34.168
5	53.433	+0.473	11:47:27.601
6	53.860	+0.900	11:48:21.461
7	54.165	+1.205	11:49:15.626
8	54.785	+1.825	11:50:10.411
9	55.303	+2.343	11:51:05.714
10	53.502	+0.542	11:51:59.216

Runde	Rundenzeit	Diff.	Tageszeit
11	54.599	+1.639	11:52:53.815
12	53.456	+0.496	11:53:47.271
13	52.960		11:54:40.231
14	53.660	+0.700	11:55:33.891

(29) Robin Jörger

1	1:02.162	+8.258	11:43:46.495
2	55.268	+1.364	11:44:41.763
3	55.153	+1.249	11:45:36.916
4	54.552	+0.648	11:46:31.468
5	54.740	+0.836	11:47:26.208
6	54.615	+0.711	11:48:20.823
7	54.583	+0.679	11:49:15.406
8	54.961	+1.057	11:50:10.367
9	54.833	+0.929	11:51:05.200
10	53.904		11:51:59.104
11	55.346	+1.442	11:52:54.450
12	54.878	+0.974	11:53:49.328
13	55.121	+1.217	11:54:44.449
14	54.495	+0.591	11:55:38.944

(69) Matyas Bilek

1	1:01.290	+10.238	11:43:45.666
2	54.191	+3.139	11:44:39.857
3	53.190	+2.138	11:45:33.047
4	52.888	+1.836	11:46:25.935
5	52.551	+1.499	11:47:18.486
6	52.761	+1.709	11:48:11.247
7	51.972	+0.920	11:49:03.219
8	52.168	+1.116	11:49:55.387
9	51.052		11:50:46.439
10	51.407	+0.355	11:51:37.846
11	1:41.310	+50.258	11:53:19.156
12	55.224	+4.172	11:54:14.380
13	54.906	+3.854	11:55:09.286

(40) Christopher Kogelbauer

1	57.859	+6.570	11:43:40.353
2	52.808	+1.519	11:44:33.161
3	52.860	+1.571	11:45:26.021
4	53.127	+1.838	11:46:19.148
5	51.820	+0.531	11:47:10.968
6	51.289		11:48:02.257
7	51.333	+0.044	11:48:53.590

Zeitnahmekommissar & Auswertung

Orbits

Rennleiter

Georg Gubler





ADAC Kartrennen Fassberg

Nach Runden sortiert

Einsteiger Faßberg 0,880 Km

Rennen 4 13.06.2010 11:23

Rennen (13 Runden) started at 11:24:31

Pos.	St.Nr.	Name	Ort	Nat.	Rnd.	Gesamtzeit	Fahrzeug	Team
1	99	Moritz Schreyer	Hohes Erntal	D	13	12:01.274		
2	36	Lukas Ullmann	Tannhausen		13	12:05.719	Honda	LuBaLa-Team
3	68	Timon Salewski	Bardowick		13	12:22.968	Honda	Müller Motorradteile
4	42	Manuel Rösch	Markt Rettenbach	D	13	12:23.898		ADAC Sport Team Süd Bayern
5	50	Colin Hufnagel	Erzhausen	D	13	12:39.028		
6	49	Leon Czichos	Stadland		12	12:05.570	Honda	
7	31	Philip Jork	Crölpa-Lobschütz		12	12:28.338	Honda	
8	32	Lucas Geitner	Wernberg-Köblitz		12	12:50.556	Honda	ADAC Nordbayern e.V.
9	26	Benjamin Rösch	Markt Rettenbach	D	12	12:50.564		ADAC Sport Team Süd Bayern

Nicht Klassifiziert

NF	62	Robin Nickel	Duisburg		11	10:50.404	Honda	
NF	25	Kevin Sieder	Wieselburg		10	9:38.056	Honda	

Bemerkungen

St.Nr.25 +10 sec. Frühstart

Vorsprung	Durchschn.Geschw.	Beste Rundenzeit	Beste Geschw.	Beste Runde von
4.445	57,099	53.009	59,763	99 - Moritz Schreyer

Zeitnahmekommissar & Auswertung

Orbits

Rennleiter

Georg Gubler



ADAC Kartrennen Fassberg

<p>Einsteiger</p> <p>Rennen 4</p> <p>Rennen (13 Runden) started at 11:24:31</p>	<p>Faßberg 0,880 Km</p> <p>13.06.2010 11:23</p>
---	---

Runde	Rundenzeit	Diff.	Tageszeit
(99) Moritz Schreyer			
1	1:00.787	+7.778	11:25:37.259
2	58.880	+5.871	11:26:36.139
3	55.345	+2.336	11:27:31.484
4	57.412	+4.403	11:28:28.896
5	55.855	+2.846	11:29:24.751
6	54.108	+1.099	11:30:18.859
7	53.856	+0.847	11:31:12.715
8	53.348	+0.339	11:32:06.063
9	53.137	+0.128	11:32:59.200
10	53.251	+0.242	11:33:52.451
11	53.009		11:34:45.460
12	53.940	+0.931	11:35:39.400
13	53.847	+0.838	11:36:33.247
(36) Lukas Ullmann			
1	1:00.940	+6.830	11:25:35.137
2	55.724	+1.614	11:26:30.861
3	56.007	+1.897	11:27:26.868
4	55.066	+0.956	11:28:21.934
5	55.288	+1.178	11:29:17.222
6	55.479	+1.369	11:30:12.701
7	55.334	+1.224	11:31:08.035
8	54.834	+0.724	11:32:02.869
9	55.251	+1.141	11:32:58.120
10	56.047	+1.937	11:33:54.167
11	54.110		11:34:48.277
12	54.366	+0.256	11:35:42.643
13	55.049	+0.939	11:36:37.692
(68) Timon Salewski			
1	1:02.292	+7.344	11:25:38.785
2	57.701	+2.753	11:26:36.486
3	56.687	+1.739	11:27:33.173
4	57.108	+2.160	11:28:30.281
5	57.143	+2.195	11:29:27.424
6	55.392	+0.444	11:30:22.816
7	55.840	+0.892	11:31:18.656
8	55.685	+0.737	11:32:14.341
9	58.241	+3.293	11:33:12.582
10	54.948		11:34:07.530
11	55.654	+0.706	11:35:03.184
12	56.130	+1.182	11:35:59.314
13	55.627	+0.679	11:36:54.941
(42) Manuel Rösch			
1	1:00.361	+4.664	11:25:36.796
2	56.727	+1.030	11:26:33.523
3	57.246	+1.549	11:27:30.769
4	56.788	+1.091	11:28:27.557
5	56.737	+1.040	11:29:24.294
6	55.800	+0.103	11:30:20.094
7	56.734	+1.037	11:31:16.828
8	56.533	+0.836	11:32:13.361
9	57.010	+1.313	11:33:10.371
10	56.851	+1.154	11:34:07.222
11	55.697		11:35:02.919
12	56.080	+0.383	11:35:58.999
13	56.872	+1.175	11:36:55.871
(50) Colin Hufnagel			
1	1:04.702	+8.233	11:25:41.846
2	58.222	+1.753	11:26:40.068
3	57.545	+1.076	11:27:37.613
4	57.208	+0.739	11:28:34.821

Runde	Rundenzeit	Diff.	Tageszeit
5	56.821	+0.352	11:29:31.642
6	56.539	+0.070	11:30:28.181
7	56.469		11:31:24.650
8	56.811	+0.342	11:32:21.461
9	56.728	+0.259	11:33:18.189
10	59.790	+3.321	11:34:17.979
11	57.932	+1.463	11:35:15.911
12	57.400	+0.931	11:36:13.311
13	57.690	+1.221	11:37:11.001
(49) Leon Czichos			
1	1:04.759	+7.137	11:25:41.098
2	1:01.457	+3.835	11:26:42.555
3	1:00.124	+2.502	11:27:42.679
4	59.345	+1.723	11:28:42.024
5	58.803	+1.181	11:29:40.827
6	1:03.378	+5.756	11:30:44.205
7	59.955	+2.333	11:31:44.160
8	58.383	+0.761	11:32:42.543
9	57.842	+0.220	11:33:40.385
10	57.622		11:34:38.007
11	1:00.516	+2.894	11:35:38.523
12	59.020	+1.398	11:36:37.543
(31) Philip Jork			
1	1:06.807	+6.048	11:25:44.198
2	1:01.640	+0.881	11:26:45.838
3	1:01.602	+0.843	11:27:47.440
4	1:01.456	+0.697	11:28:48.896
5	1:01.635	+0.876	11:29:50.531
6	1:01.298	+0.539	11:30:51.829
7	1:00.848	+0.089	11:31:52.677
8	1:01.460	+0.701	11:32:54.137
9	1:01.766	+1.007	11:33:55.903
10	1:00.759		11:34:56.662
11	1:01.946	+1.187	11:35:58.608
12	1:01.703	+0.944	11:37:00.311
(32) Lucas Geitner			
1	1:07.939	+7.363	11:25:45.062
2	1:04.549	+3.973	11:26:49.611
3	1:04.758	+4.182	11:27:54.369
4	1:04.279	+3.703	11:28:58.648
5	1:04.413	+3.837	11:30:03.061
6	1:04.627	+4.051	11:31:07.688
7	1:05.402	+4.826	11:32:13.090
8	1:04.462	+3.886	11:33:17.552
9	1:01.323	+0.747	11:34:18.875
10	1:01.975	+1.399	11:35:20.850
11	1:01.103	+0.527	11:36:21.953
12	1:00.576		11:37:22.529
(26) Benjamin Rösch			
1	1:09.933	+9.156	11:25:47.449
2	1:05.048	+4.271	11:26:52.497
3	1:02.782	+2.005	11:27:55.279
4	1:04.660	+3.883	11:28:59.939
5	1:04.059	+3.282	11:30:03.998
6	1:04.649	+3.872	11:31:08.647
7	1:05.278	+4.501	11:32:13.925
8	1:02.816	+2.039	11:33:16.741
9	1:01.130	+0.353	11:34:17.871
10	1:01.942	+1.165	11:35:19.813
11	1:00.777		11:36:20.590
12	1:01.947	+1.170	11:37:22.537

Runde	Rundenzeit	Diff.	Tageszeit
(62) Robin Nickel			
1	1:04.373	+7.278	11:25:36.346
2	59.066	+1.971	11:26:35.412
3	57.157	+0.062	11:27:32.569
4	57.095		11:28:29.664
5	58.481	+1.386	11:29:28.145
6	58.582	+1.487	11:30:26.727
7	57.493	+0.398	11:31:24.220
8	58.059	+0.964	11:32:22.279
9	59.044	+1.949	11:33:21.323
10	58.198	+1.103	11:34:19.521
11	1:02.856	+5.761	11:35:22.377
(25) Kevin Sieder			
1	1:00.286	+4.655	11:25:34.797
2	59.554	+3.923	11:26:34.351
3	56.679	+1.048	11:27:31.030
4	57.032	+1.401	11:28:28.062
5	57.210	+1.579	11:29:25.272
6	56.135	+0.504	11:30:21.407
7	55.631		11:31:17.038
8	57.092	+1.461	11:32:14.130
9	59.069	+3.438	11:33:13.199
10	56.830	+1.199	11:34:10.029