

# **Ergebnis**

**ADAC Junior Cup**

**2010**

**V5 GP Sachsenring**

**vom**

**16. - 18.07.2010**

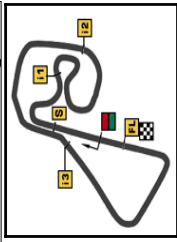












3671 m.

Computerised results and timing service provided by **TISSOT****Junior****eni MOTORRAD GRAND PRIX DEUTSCHLAND****Qualifying Practice Nr. 1****Best Partial Times***IT* Ideal Lap Time, sum of the best partial times*BT* Best Lap Time

Pos	Rider	T1				T2				T3				T4				IT	BT
		Time	Rider	Time	Rider	Time	Rider	Time	Rider	Time	Rider	Time	Rider	Time	Rider	Time	Rider		
1	L.WIMMER	24.041	L.WIMMER	27.290	M.FRITZSCH	23.398	L.WIMMER	26.835	1	L.WIMMER	141.698	142.127	(1)						
2	M.FRITZSCH	24.521	M.FRITZSCH	27.324	L.WIMMER	23.532	M.FRITZSCH	26.984	2	M.FRITZSCH	142.227	142.489	(2)						
3	M.ECKNER	24.614	M.ANTWEILER	27.467	M.ANTWEILER	23.718	K.HEIDEL	27.040	3	K.HEIDEL	142.986	143.334	(3)						
4	D.ENGELEN	24.628	K.HEIDEL	27.492	M.ECKNER	23.730	M.ECKNER	27.123	4	M.ECKNER	143.114	143.367	(4)						
5	M.ANTWEILER	24.660	M.ECKNER	27.647	K.HEIDEL	23.758	T.BUSCH	27.319	5	M.ANTWEILER	143.355	143.419	(5)						
6	D.FRENZEL	24.670	T.BUSCH	27.662	D.FRENZEL	23.996	D.ENGELEN	27.331	6	D.FRENZEL	143.805	144.350	(8)						
7	K.HEIDEL	24.696	D.ENGELEN	27.744	T.BUSCH	24.010	D.FRENZEL	27.363	7	T.BUSCH	143.824	143.865	(6)						
8	T.BUSCH	24.813	D.FRENZEL	27.776	A.LAMBART	24.049	T.BLINTEN	27.448	8	D.ENGELEN	143.852	143.949	(7)						
9	T.HINZE	24.982	T.HINZE	27.831	T.BLINTEN	24.061	M.ANTWEILER	27.510	9	A.LAMBART	144.811	145.514	(11)						
10	M.MAURISCHAT	25.020	P.VON GUNTEN	28.010	A.RADMAN	24.118	M.MAURISCHAT	27.562	10	M.MAURISCHAT	144.874	145.165	(9)						
11	A.LAMBART	25.079	F.FRANKENBER	28.031	M.MAURISCHAT	24.122	A.LAMBART	27.636	11	T.HINZE	144.931	145.340	(10)						
12	M.EIGENMANN	25.167	S.BRÜCKNER	28.033	D.ENGELEN	24.149	M.EIGENMANN	27.666	12	T.BLINTEN	145.120	146.112	(17)						
13	L.VON GUNTEN	25.190	A.LAMBART	28.047	P.NEUBER	24.198	L.VON GUNTEN	27.668	13	P.NEUBER	145.442	146.020	(16)						
14	T.GRADINGER	25.193	T.GRADINGER	28.048	S.BRÜCKNER	24.231	F.FRANKENBER	27.684	14	P.VON GUNTE	145.490	145.562	(12)						
15	P.VON GUNTEN	25.267	P.NEUBER	28.089	A.PITTET	24.268	J.PUFFE	27.688	15	L.VON GUNTE	145.496	146.531	(23)						
16	F.FRANKENBER	25.295	M.STRÄSSLE	28.112	T.HINZE	24.380	K.RENTZSCH	27.718	16	M.EIGENMANN	145.529	145.616	(13)						
17	P.NEUBER	25.340	J.PUFFE	28.130	L.VON GUNTEN	24.436	P.VON GUNTEN	27.720	17	F.FRANKENBE	145.530	146.365	(20)						
18	N.TIETZE	25.350	M.MAURISCHAT	28.170	K.RENTZSCH	24.470	T.HINZE	27.738	18	S.BRÜCKNER	145.602	145.960	(15)						
19	J.PUFFE	25.354	A.PITTET	28.182	P.VON GUNTEN	24.493	A.PITTET	27.786	19	A.PITTET	145.623	146.356	(19)						
20	T.BLINTEN	25.377	M.EIGENMANN	28.198	M.EIGENMANN	24.498	S.BRÜCKNER	27.800	20	T.GRADINGER	145.670	145.890	(14)						
21	J.JANSEN	25.382	L.VON GUNTEN	28.202	F.FRANKENBER	24.520	P.NEUBER	27.815	21	K.RENTZSCH	145.881	146.413	(21)						
22	A.PITTET	25.387	K.RENTZSCH	28.221	C.BEINLICH	24.555	T.GRADINGER	27.828	22	J.PUFFE	145.954	146.535	(24)						
23	A.RADMAN	25.425	T.BLINTEN	28.234	J.JANSEN	24.577	A.RADMAN	27.864	23	A.RADMAN	146.185	146.466	(22)						
24	M.STRÄSSLE	25.431	J.JANSEN	28.307	T.GRADINGER	24.601	K.ZENTNER	27.949	24	M.STRÄSSLE	146.264	146.313	(18)						

These data/results cannot be reproduced, stored and/or transmitted in whole or in part by any manner of electronic, mechanical, photocopying, recording, broadcasting or otherwise now known or hereinafter developed without the previous express consent by the copyright owner, except for reproduction in daily press and regular printed publications on sale to the public within 60 days of the event related to those data/results and always provided that copyright symbol appears together as follows below.

© DORNA, 2010

Official MotoGP Timing by **TISSOT**

www.motogp.com





3671 m.

Computerised results and timing service provided by **TISSOT****Junior****eni MOTORRAD GRAND PRIX DEUTSCHLAND****Qualifying Practice Nr. 1****Best Partial Times***IT* Ideal Lap Time, sum of the best partial times      *BT* Best Lap Time

Pos	T1		T2		T3		T4		Pos	Rider	Time	IT	BT
	Rider	Time	Rider	Time	Rider	Time	Rider	Time					
25	M.SERRAO	25.442	C.BEINLICH	28.352	M.STRÄSSLE	24.695	M.SERRAO	28.010	25	J.JANSEN	1'46.402	1'46.874	(26)
26	K.RENTZSCH	25.472	M.SERRAO	28.475	M.SERRAO	24.740	C.BEINLICH	28.024	26	C.BEINLICH	1'46.505	1'46.740	(25)
27	K.ZENTNER	25.511	K.ZENTNER	28.504	K.ZENTNER	24.759	C.ROSSI	28.025	27	M.SERRAO	1'46.667	1'47.537	(29)
28	S.BRÜCKNER	25.538	N.TIETZE	28.628	N.TIETZE	24.774	M.STRÄSSLE	28.026	28	K.ZENTNER	1'46.723	1'47.465	(28)
29	C.BEINLICH	25.574	M.SAUSER	28.662	J.PUFFE	24.782	N.TIETZE	28.090	29	N.TIETZE	1'46.842	1'46.968	(27)
30	C.ROSSI	25.754	D.FUHRMANN	28.667	C.ROSSI	24.899	J.JANSEN	28.136	30	M.SAUSER	1'47.620	1'47.957	(30)
31	M.SAUSER	25.806	A.RADMAN	28.778	D.FUHRMANN	24.900	M.SAUSER	28.235	31	D.FUHRMANN	1'47.704	1'48.200	(31)
32	D.FUHRMANN	25.816	M.WAWRZYNIAK	28.817	M.SAUSER	24.917	D.FUHRMANN	28.321	32	C.ROSSI	1'47.795	1'48.228	(32)
33	R.VAN DUJIN	26.003	R.VAN DUJIN	28.992	M.WAWRZYNIAK	25.083	S.WIDMANN	28.505	33	M.WAWRZYNI	1'48.546	1'49.580	(34)
34	M.WAWRZYNIAK	26.043	S.WIDMANN	29.024	D.GEBHARDT	25.279	R.VAN DUJIN	28.573	34	S.WIDMANN	1'49.179	1'49.465	(33)
35	S.WIDMANN	26.230	C.ROSSI	29.117	S.WIDMANN	25.420	M.WAWRZYNIAK	28.603	35	R.VAN DUJIN	1'49.196	1'50.516	(36)
36	D.GEBHARDT	26.316	E.PIIRSAHU	29.288	R.VAN DUJIN	25.628	T.STADTMÜLLE	28.730	36	D.GEBHARDT	1'49.690	1'49.888	(35)
37	S.STEIBL	26.488	D.GEBHARDT	29.318	E.PIIRSAHU	25.898	D.GEBHARDT	28.777	37	E.PIIRSAHU	1'51.381	1'52.489	(39)
38	E.PIIRSAHU	26.596	S.STEIBL	30.094	T.STADTMÜLLE	25.939	S.STEIBL	29.238	38	S.STEIBL	1'51.825	1'52.147	(37)
39	M.KÖRNER	26.838	P.ZUPANCIC	30.174	S.STEIBL	26.005	M.KÖRNER	29.587	39	T.STADTMÜLL	1'52.493	1'52.942	(40)
40	T.STADTMÜLLE	27.134	M.KÖRNER	30.181	A.BACAKSIZ	26.408	E.PIIRSAHU	29.599	40	M.KÖRNER	1'53.151	1'53.159	(41)
41	A.BACAKSIZ	27.312	T.STADTMÜLLE	30.690	M.KÖRNER	26.545	K.SCHWARTZ	30.124	41	A.BACAKSIZ	1'55.108	1'56.659	(43)
42	N.RUSSO	27.364	A.BACAKSIZ	30.847	P.ZUPANCIC	27.029	P.ZUPANCIC	30.152	42	P.ZUPANCIC	1'55.335	1'56.144	(42)
43	K.SCHWARTZ	27.884	N.RUSSO	31.120	K.SCHWARTZ	27.483	A.BACAKSIZ	30.541	43	K.SCHWARTZ	1'56.763	1'57.673	(44)
44	P.ZUPANCIC	27.980	K.SCHWARTZ	31.272	N.RUSSO	28.217	N.RUSSO	31.091	44	N.RUSSO	1'57.792	1'58.686	(45)
45	N.RUSSO	28.117	F.NEUBAUER	31.465	N.RUSSO	28.466	N.RUSSO	31.367	45	N.RUSSO	1'59.507	2'01.108	(46)
46	F.NEUBAUER	29.061	N.RUSSO	31.557	F.NEUBAUER	29.195	F.NEUBAUER	31.721	46	F.NEUBAUER	2'01.442	2'01.442	(47)
47	T.THURMAYER		T.THURMAYER		T.THURMAYER		T.THURMAYER		47	T.THURMAYER		1'52.250	(38)

This data/results cannot be reproduced, stored and/or transmitted in whole or in part by any manner of electronic, mechanical, photocopying, recording, broadcasting or otherwise now known or herein after developed without the previous express consent by the copyright owner, except for reproduction in daily press and regular printed publications on sale to the public within 60 days of the event related to those data/results and always provided that copyright symbol appears together as follows below.

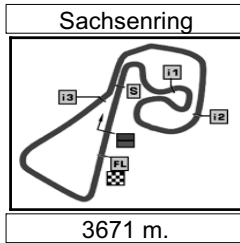
© DORNA, 2010

Official MotoGP Timing by **TISSOT**

www.motogp.com







Computerised results and timing service provided by **TISSOT**

**Junior**

**Sachsenring MOTORRAD GRAND PRIX DEUTSCHLAND**

**Qualifying Practice Nr. 1**

**Chronological Analysis of Performances**

**8**

		<i>T1 Time from finish line to 1st intermediate</i>				<i>T3 Time from 2nd intermed. to 3rd intermed.</i>							
<i>P Crossing the finish line in pit lane</i>		<i>T2 Time from 1st intermed. to 2nd intermed.</i>				<i>T4 Time from 3rd intermediate to finish line</i>							
Lap	Lap Time	T1	T2	T3	T4	Speed	Lap	Lap Time	T1	T2	T3	T4	Speed
<b>1st 58 Lukas WIMMER</b> ADAC Team Sachsen AUT		Runs=2 Total laps=17 Full laps=14											
1	2'03.858	32.829	33.638	26.857	30.534		13	1'45.362	24.983	27.614	25.241	27.524	151.4
2	1'49.824	26.444	29.927	24.863	28.590	155.1	14	1'43.737	24.983	27.621	24.056	27.077	151.1
3	1'46.616	25.444	28.500	24.326	28.346	154.0	15	1'43.562	24.696	27.599	23.987	27.280	153.1
4	1'45.120	25.251	28.046	24.050	27.773	152.7	16	1'45.204	24.708	27.929	24.238	28.329	153.8
5	1'44.341	24.936	28.009	23.943	27.453	153.2	17	1'44.138	25.045	27.521	24.076	27.496	156.1
6	1'44.449	24.798	27.985	23.935	27.731	154.9	18	1'43.535	24.760	27.731	23.758	27.286	154.7
7	1'43.920	24.744	27.993	23.946	27.237	154.5							
8	1'46.698 P	24.621	28.091	24.177	29.809	156.8							
9	3'25.448	2'04.914	28.724	24.169	27.641								
10	1'44.753	24.710	28.339	24.210	27.494	157.3							
11	1'43.788	24.709	27.715	23.988	27.376	154.9							
12	1'43.263	24.511	27.641	23.947	27.164	154.4							
13	1'42.325	24.346	27.612	23.532	26.835	155.3							
14	1'42.127	24.255	27.290	23.574	27.008	156.4							
15	1'44.112	24.041	27.479	24.741	27.851	160.6							
16	1'44.221	24.641	28.009	23.909	27.662	159.6							
17	1'44.849	25.201	27.785	23.803	28.060	149.6							
<b>2nd 2 Max FRITZSCH</b> ADAC Sachsen Leistu GER		Runs=3 Total laps=15 Full laps=10											
1	1'52.993	29.094	30.554	25.040	28.305								
2	1'45.637	25.664	28.485	24.068	27.420	151.1							
3	1'44.479	25.361	28.004	23.938	27.176	151.3							
4	1'44.690	24.932	28.568	23.914	27.276	152.2							
5	1'45.589	24.936	27.967	24.076	28.610	153.3							
6	1'56.584 P	27.644	34.221	24.550	30.169	151.0							
7	2'50.241	1'30.721	27.933	23.958	27.629								
8	1'44.430	24.947	27.567	24.533	27.383	153.2							
9	1'43.369	24.642	27.473	24.051	27.203	153.1							
10	1'42.489	24.617	27.324	23.564	26.984	152.4							
11	1'43.095	24.521	27.430	23.648	27.496	152.7							
12	1'43.231	24.583	27.403	23.873	27.372	153.2							
13	1'49.430 P	25.119	28.337	24.446	31.528	152.3							
14	5'43.309	4'12.480	37.649	26.025	27.155								
15	1'42.953	24.612	27.429	23.398	27.514	153.0							
<b>3rd 1 Klaus HEIDEL</b> ADAC Sachsen Leistu GER		Runs=1 Total laps=18 Full laps=17											
1	2'00.367	33.702	32.748	25.762	28.155								
2	1'46.207	25.737	28.488	24.063	27.919	151.3							
3	1'44.056	25.240	27.608	24.046	27.162	152.4							
4	1'43.334	24.936	27.584	23.774	27.040	153.2							
5	1'46.003	25.073	28.515	24.670	27.745	153.9							
6	1'46.186	24.899	28.856	24.804	27.627	154.3							
7	1'45.280	25.460	28.047	24.311	27.462	153.2							
8	1'43.886	24.967	27.492	24.016	27.411	151.5							
9	1'44.357	24.932	27.878	24.285	27.262	153.3							
10	1'44.666	25.372	27.979	24.032	27.283	151.8							
11	1'44.826	25.073	27.906	24.210	27.637	151.9							
12	1'44.392	25.075	27.642	24.381	27.294	150.9							
<b>4th 8 Maximilian ECKNE</b> Racing Team German GER		Runs=3 Total laps=16 Full laps=11											
1	1'56.890	31.199	31.362	25.801	28.528								
2	1'46.906	25.614	29.113	24.481	27.698	148.4							
3	1'45.177	25.342	28.648	23.911	27.276	147.9							
4	1'44.750	25.176	28.094	23.865	27.615	149.2							
5	1'48.263 P	25.081	28.491	24.441	30.250	148.5							
6	2'10.561	50.530	28.249	24.378	27.404								
7	1'45.354	25.803	28.025	23.901	27.625	150.2							
8	1'44.505	25.076	28.024	23.843	27.562	151.3							
9	1'45.222	24.897	28.593	24.438	27.294	151.3							
10	1'44.225	24.955	28.002	23.850	27.418	149.3							
11	1'47.786 P	24.907	28.091	24.545	30.243	150.4							
12	4'24.220	3'02.724	28.832	24.852	27.812								
13	1'45.479	24.803	28.284	24.772	27.620	151.1							
14	1'43.367	24.759	27.755	23.730	27.123	150.8							
15	1'43.763	24.670	27.971	23.948	27.174	150.5							
16	1'43.502	24.614	27.647	24.006	27.235	149.3							
<b>5th 17 Manou ANTWEILER</b> ADAC Team Hansa e. GER		Runs=2 Total laps=16 Full laps=13											
1	2'02.661	32.161	33.845	26.898	29.757								
2	1'51.437	27.136	30.260	25.313	28.728	147.7							
3	1'47.940	26.043	28.887	24.466	28.544	150.8							
4	1'46.850	25.761	28.509	24.048	28.532	147.7							
5	1'47.122	25.607	28.723	24.348	28.444	147.5							
6	1'45.893	25.492	28.200	24.208	27.993	147.1							
7	1'45.707	25.177	28.552	24.072	27.906	149.3							
8	1'45.798	25.065	28.218	24.632	27.883	149.8							
9	1'45.076	25.204	28.053	24.011	27.808	149.0							
10	1'48.209 P	24.898	28.411	24.391	30.509	149.1							
11	3'55.678	2'35.392	28.182	24.115	27.989								
12	1'44.577	25.272	27.689	23.993	27.623	148.6							
13	1'43.981	24.984	27.563	23.718	27.716	151.3							
14	1'44.889	24.839	28.411	23.997	27.642	150.1							
15	1'45.933	24.976	28.503	24.313	28.141	150.2							
16	1'43.419	24.660	27.467	23.782	27.510	151.0							
<b>6th 10 Tom BUSCH</b> ADAC Racing Team A GER		Runs=2 Total laps=16 Full laps=13											
1	1'57.260	31.945	30.711	25.803	28.801								
2	1'47.626	25.665	29.030	24.857	28.074	150.1							
3	1'44.885	25.256	27.915	24.349	27.365	150.4							
4	1'48.334 P	24.949	27.795	24.010	31.580	153.1							
5	4'15.156	2'53.703	28.034	25.299	28.120								

**Fastest Lap:** Lukas WIMMER ADAC Team Sachsen AUT **1'42.127** 24.255 27.290 23.574 27.008

DORNA DATA PROCESSING TIMING SERVICE DORNA DATA PROCESSING TIMING SERVICE DORNA DATA PROCESSING TIMING SERVICE DORNA DATA PROCESSING TIMING SERVICE DORNA DATA PROCESSING TIMING SERVICE DORNA DATA PROCESSING TIMING SERVICE DORNA DATA PROCESSING TIMING SERVICE DORNA DATA PROCESSING TIMING SERVICE DORNA DATA PROCCESSS

# Qualifying Practice Nr. 1

Junior

Lap	Lap Time	T1	T2	T3	T4	Speed	Lap	Lap Time	T1	T2	T3	T4	Speed
6	1'46.199	25.004	28.469	24.661	28.065	152.7	10	1'46.493	25.693	28.372	24.563	27.865	150.8
7	1'45.193	24.813	28.073	24.691	27.616	157.0	11	1'46.165	25.405	28.368	24.596	27.796	149.4
8	1'46.177	25.008	28.283	25.357	27.529	152.6	12	1'45.612	25.384	28.483	24.122	27.623	150.5
9	1'45.856	24.991	28.705	24.618	27.542	152.4	13	1'46.573	25.435	28.983	24.535	27.620	153.3
10	1'44.828	24.913	27.867	24.594	27.454	151.7	14	1'45.165	25.020	28.170	24.413	27.562	153.5
11	1'44.756	24.895	28.052	24.344	27.465	152.4	15	1'45.761	25.241	28.241	24.160	28.119	152.1
12	1'44.407	24.988	27.750	24.280	27.389	152.3	16	1'45.337	25.171	28.202	24.241	27.723	153.5
13	1'43.865	24.816	27.682	24.048	27.319	152.5	17	1'45.721	25.178	28.460	24.319	27.764	150.9
14	1'47.731	24.919	27.926	24.663	30.223	154.4	<b>10th 24 Tobias HINZE</b> ADAC Niedersachsen GER						
15	1'47.070	26.138	28.707	24.533	27.692	146.7	Runs=1 Total laps=17 Full laps=16						
16	1'45.847	24.893	28.081	24.564	28.309	152.5							

7th 7 Dominik ENGELEN		Racing Team German GER				
		Runs=2	Total laps=17	Full laps=14		
1	1'57.926	30.773	31.708	26.117	29.328	
2	1'47.787	25.818	29.072	24.934	27.963	153.0
3	1'45.362	25.375	28.185	24.454	27.348	152.8
4	1'45.763	25.062	28.299	24.867	27.535	154.6
5	1'47.158 P	25.151	28.237	24.532	29.238	151.9
6	2'27.918	1'07.091	28.415	24.954	27.458	
7	1'45.710	25.227	27.974	24.993	27.516	151.4
8	1'45.429	25.204	28.279	24.534	27.412	151.3
9	1'44.519	24.938	27.914	24.257	27.410	153.3
10	1'44.626	24.914	27.848	24.412	27.452	151.3
11	1'44.268	24.750	27.744	24.306	27.468	151.0
12	1'44.298	24.727	27.850	24.236	27.485	150.8
13	1'44.254	24.914	27.750	24.149	27.441	152.0
14	1'44.839	24.726	27.904	24.586	27.623	153.0
15	1'43.949	24.628	27.829	24.161	27.331	154.3
16	1'44.483	24.685	27.952	24.403	27.443	154.5
17	1'44.108	24.645	27.786	24.293	27.384	155.5

8th 29 Daniel FRENZEL		ADAC Sachsen e.V. GER				
		Runs=1	Total laps=17	Full laps=16		
1	2'24.784	55.946	31.914	27.556	29.368	
2	1'51.415	26.040	31.439	25.115	28.821	149.4
3	1'46.832	25.517	28.648	24.577	28.090	149.6
4	1'46.685	25.332	28.246	24.587	28.520	150.4
5	1'45.817	24.993	28.623	23.996	28.205	153.5
6	1'46.686	25.511	28.782	24.072	28.321	153.5
7	1'44.585	25.126	27.863	24.055	27.541	151.7
8	1'44.671	24.899	27.971	24.438	27.363	152.2
9	1'44.809	24.699	28.272	24.408	27.430	153.7
10	1'46.799	24.732	28.468	24.526	29.073	155.0
11	1'45.673	25.873	27.847	24.051	27.902	144.2
12	1'44.954	24.799	28.507	24.125	27.523	153.9
13	1'44.350	24.670	27.949	24.045	27.686	154.2
14	1'44.574	24.853	27.982	24.106	27.633	152.2
15	1'44.521	24.832	27.776	24.348	27.565	152.7
16	1'47.418	25.327	29.852	24.374	27.865	153.8
17	1'45.505	24.988	28.732	24.078	27.707	151.8

9th 11 Max MAURISCHAT		ADAC Team Hansa e. GER				
		Runs=1	Total laps=17	Full laps=16		
1	2'18.050	47.246	32.408	28.117	30.279	
2	1'50.028	26.806	29.890	25.245	28.087	149.6
3	1'47.848	26.021	28.980	25.009	27.838	148.9
4	1'47.084	25.702	28.792	24.956	27.634	148.8
5	1'46.764	25.535	28.623	24.615	27.991	150.1
6	1'46.187	25.541	28.521	24.521	27.604	149.6
7	1'46.799	25.534	29.063	24.476	27.726	151.2
8	1'46.792	25.389	28.514	24.768	28.121	151.3
9	1'46.338	25.527	28.433	24.586	27.792	148.7

1	2'12.043	41.760	34.267	26.564	29.452	
2	1'49.551	26.587	29.211	25.176	28.577	145.0
3	1'47.563	25.982	28.596	24.730	28.255	146.1
4	1'46.753	25.421	28.430	24.871	28.031	148.1
5	1'46.568	25.564	28.403	24.726	27.875	145.8
6	1'46.832	25.531	28.093	24.740	28.468	146.1
7	1'46.034	25.700	27.928	24.380	28.026	145.1
8	1'46.100	25.326	27.831	24.706	28.237	147.0
9	1'48.434	25.583	28.801	25.937	28.113	146.2
10	1'46.330	25.365	28.047	24.838	28.080	146.4
11	1'47.111	25.526	28.075	25.282	28.228	145.2
12	1'46.820	25.356	28.185	25.112	28.167	148.7
13	1'48.732	25.669	29.070	25.469	28.524	144.1
14	1'46.104	25.303	28.016	24.737	28.048	146.0
15	1'46.902	25.394	28.142	25.025	28.341	146.6
16	1'45.766	25.426	27.995	24.390	27.955	150.3
17	1'45.340	24.982	28.218	24.402	27.738	150.9

11th 15 Adrian LAMBART		ADAC Team Nordbay GER				
		Runs=2	Total laps=16	Full laps=13		
1	2'33.199	57.946	34.960	28.498	31.795	
2	1'51.937	27.285	29.171	26.047	29.434	145.9
3	1'49.667	26.912	29.876	24.816	28.063	147.6
4	1'47.488	25.844	28.534	24.732	28.378	150.1
5	1'46.851	25.791	28.218	24.558	28.284	147.6
6	1'46.976	25.688	28.252	24.682	28.354	148.3
7	1'47.246	25.923	28.671	24.560	28.092	147.7
8	1'47.319	25.841	28.219	24.951	28.308	147.6
9	1'45.514	25.389	28.047	24.442	27.636	150.4
10	1'46.941	25.312	28.283	25.468	27.878	153.1
11	1'46.794	25.079	29.318	24.688	27.709	154.4
12	1'50.719 P	25.931	28.290	24.815	31.683	148.8
13	2'37.670	1'15.420	29.039	25.185	28.026	
14	1'46.957	25.454	28.489	24.939	28.075	150.2
15	1'45.761	25.411	28.072	24.049	28.229	150.8
16	1'46.945	25.694	28.837	24.596	27.818	150.5

12th 63 Philippe VON GUNT		TKR Junior Team SWI				
		Runs=2	Total laps=12	Full laps=8		
1	2'37.600	1'02.557	34.631	28.896	31.516	
2	1'56.653	28.191	31.594	27.438	29.430	146.4
3	1'49.587	26.570	29.409	24.922	28.686	146.5
4	1'48.936	26.310	29.518	24.912	28.196	146.9
5	1'47.346	25.735	28.733	24.901	27.977	146.7
6	1'47.668	25.702	28.904	25.003	28.059	147.1
7	1'46.352	25.374	28.236	24.712	28.030	147.7
8	1'50.655 P	25.659	28.350	24.904	31.742	145.5
9	4'55.059	3'33.037	28.863	25.055	28.104	
10	1'46.598	25.621	28.350	24.907	27.720	146.8
11	1'45.562	25.274	28.010	24.493	27.785	149.4
12	1'49.870 P	25.267	28.293	24.558	31.752	146.9

<b>Fastest Lap:</b>	Lukas WIMMER	ADAC Team Sachsen	AUT	1'42.127	24.255	27.290	23.574	27.008
---------------------	--------------	-------------------	-----	----------	--------	--------	--------	--------

DORNA DATA PROCESSING TIMING SERVICE DORNA DATA PROCESSING TIMING SERVICE DORNA DATA PROCESSING TIMING SERVICE DORNA DATA PROCESSING TIMING SERVICE DORNA DATA PROCESSING TIMING SERVICE DORNA DATA PROCESSING TIMING SERVICE DORNA DATA PROCESSING TIMING SERVICE DORNA DATA PROCCESSS

# Qualifying Practice Nr. 1

Junior

Lap	Lap Time	T1	T2	T3	T4	Speed	Lap	Lap Time	T1	T2	T3	T4	Speed
<b>13th 67 Michel EIGENMANN</b> SWI							4	<b>1'47.573</b>	26.252	28.539	24.532	28.250	148.8
Runs=2 Total laps=16 Full laps=13							5	<b>1'48.210</b>	26.003	28.842	25.190	28.175	148.8
1	2'18.087	43.599	34.767	28.592	31.129		6	<b>1'49.041</b>	26.583	29.367	25.117	27.974	154.0
2	<b>1'52.238</b>	27.788	29.666	25.769	29.015	146.1	7	<b>1'46.693</b>	25.649	28.475	24.732	27.837	151.2
3	<b>1'49.671</b>	26.421	29.278	25.373	28.599	148.7	8	<b>1'46.693</b>	25.340	28.160	25.139	28.054	160.3
4	<b>1'47.814</b>	25.863	28.842	24.740	28.369	146.6	9	<b>1'47.158</b>	25.432	28.179	25.732	27.815	159.8
5	<b>1'47.178</b>	25.614	28.717	24.699	28.148	147.9	10	<b>1'49.272</b> P	25.726	28.315	24.325	30.906	149.6
6	<b>1'47.999</b>	26.686	28.783	24.514	28.016	148.3	11	3'33.952	2'11.401	28.796	25.808	27.947	
7	<b>1'48.901</b>	25.940	29.384	25.309	28.268	151.2	12	<b>1'46.295</b>	25.637	28.304	24.428	27.926	149.8
8	<b>1'51.004</b> P	25.673	28.442	25.033	31.856	151.6	13	<b>1'46.104</b>	25.581	28.089	24.362	28.072	150.0
9	2'47.864	1'25.784	29.319	24.594	28.167		14	<b>1'46.020</b>	25.586	28.242	24.198	27.994	150.9
10	<b>1'46.934</b>	25.397	28.915	24.771	27.851	150.9	15	<b>1'47.055</b>	25.515	28.510	24.903	28.127	151.2
11	<b>1'46.628</b>	25.348	28.845	24.498	27.937	149.2	<b>17th 14 Tobias BLINTEN</b> ADAC Nordrhein Spor GER						
12	<b>1'46.770</b>	25.345	28.361	25.209	27.855	148.6	Runs=2 Total laps=7 Full laps=3						
13	<b>1'47.805</b>	25.588	29.252	25.155	27.810	149.0	1	3'37.143	2'04.117	34.600	27.950	30.476	
14	<b>1'47.010</b>	25.167	28.443	24.759	28.641	150.6	2	<b>1'49.942</b>	27.424	29.594	24.556	28.368	151.0
15	<b>1'48.629</b>	25.697	29.682	24.545	28.705	156.1	3	<b>1'46.617</b>	26.245	28.623	24.107	27.642	150.9
16	<b>1'45.616</b>	25.252	28.198	24.500	27.666	149.7	4	<b>1'46.112</b>	25.752	28.294	24.061	28.005	149.6
<b>14th 54 Thomas GRADINGE</b> AUT							5	<b>1'48.191</b> P	25.694	28.440	24.658	29.399	153.3
Runs=2 Total laps=16 Full laps=13							6	2'06.294	46.010	28.234	24.602	27.448	
1	2'56.569	1'16.028	38.485	29.275	32.781		unfinished 25.377 28.356 153.3						
2	<b>1'57.949</b>	28.069	32.450	27.405	30.025	153.8	<b>18th 60 Maik STRÄSSLE</b> TKR Junior Team SWI						
3	<b>1'54.690</b>	27.161	30.569	26.151	30.809	152.1	Runs=2 Total laps=15 Full laps=12						
4	<b>2'04.095</b>	27.459	33.455	32.749	30.432	152.2	1	2'47.910	1'09.911	35.564	30.802	31.633	
5	<b>1'52.699</b>	26.978	30.335	26.085	29.301	151.3	2	<b>1'59.019</b>	27.586	32.130	28.565	30.738	150.6
6	<b>1'50.555</b>	26.217	29.978	25.973	28.387	152.2	3	<b>1'57.854</b>	27.459	30.834	29.353	30.208	150.1
7	<b>1'47.977</b>	25.843	28.919	25.137	28.078	149.6	4	<b>1'54.853</b>	27.210	30.398	26.683	30.562	148.7
8	<b>1'47.517</b>	25.533	28.811	25.017	28.156	150.2	5	<b>1'55.241</b>	26.315	30.150	27.594	31.182	151.6
9	<b>1'47.001</b>	25.403	28.627	24.973	27.998	149.9	6	<b>1'49.728</b>	25.945	29.056	25.859	28.868	152.2
10	<b>1'46.243</b>	25.476	28.324	24.615	27.828	150.2	7	<b>1'48.686</b>	26.043	28.728	25.580	28.335	149.8
11	<b>1'52.766</b> P	25.409	28.757	24.601	33.999	153.2	8	<b>1'51.731</b> P	25.951	28.815	25.743	31.222	150.5
12	2'49.219	1'25.583	29.565	25.470	28.601		9	4'18.852	2'54.923	29.379	25.786	28.764	
13	<b>1'46.696</b>	25.474	28.459	24.761	28.002	152.1	10	<b>1'48.750</b>	25.995	28.742	25.502	28.511	151.6
14	<b>1'50.491</b>	25.599	31.321	25.327	28.244	153.1	11	<b>1'51.557</b>	26.071	29.247	26.829	29.410	
15	<b>1'46.641</b>	25.424	28.283	25.041	27.893	151.1	12	<b>1'47.510</b>	25.465	28.283	25.625	28.137	153.3
16	<b>1'45.890</b>	25.193	28.048	24.651	27.998	152.1	13	<b>1'47.079</b>	25.637	28.353	24.920	28.169	152.9
<b>15th 9 Sophie BRÜCKNER</b> ADAC Sachsen e.V. GER							14	<b>1'46.313</b>	25.474	28.118	24.695	28.026	
Runs=1 Total laps=16 Full laps=15							15	<b>1'47.286</b>	25.431	28.112	25.020	28.723	
1	2'33.293	49.527	37.770	31.692	34.304		<b>19th 53 Adrien PITTET</b> TKR Junior Team SWI						
2	<b>2'02.782</b>	30.462	32.883	27.789	31.648	146.6	Runs=1 Total laps=17 Full laps=16						
3	<b>1'59.384</b>	29.407	32.719	26.911	30.347	150.8	1	2'27.447	53.292	34.138	29.206	30.811	
4	<b>1'56.591</b>	28.040	31.171	27.405	29.975	149.6	2	<b>1'53.667</b>	28.228	29.652	27.004	28.783	146.4
5	<b>1'53.021</b>	27.336	30.626	25.863	29.196	150.7	3	<b>1'48.905</b>	26.212	29.320	25.050	28.323	149.1
6	<b>1'51.197</b>	27.051	29.551	25.550	29.045	150.7	4	<b>1'47.206</b>	25.885	28.642	24.749	27.930	149.4
7	<b>1'51.190</b>	26.887	29.842	25.788	28.673	150.2	5	<b>1'47.389</b>	25.711	28.728	24.785	28.165	151.3
8	<b>1'50.774</b>	26.694	29.556	25.621	28.903	149.9	6	<b>1'49.115</b>	25.692	29.056	25.369	28.998	149.1
9	<b>1'48.445</b>	26.286	29.040	24.777	28.342	150.7	7	<b>1'46.393</b>	25.387	28.393	24.580	28.033	151.3
10	<b>1'48.278</b>	25.886	28.894	25.098	28.400	152.1	8	<b>1'47.176</b>	25.519	28.395	24.658	28.604	151.8
11	<b>1'48.142</b>	26.120	28.867	24.952	28.203	150.3	9	<b>1'47.963</b>	25.849	28.977	24.857	28.280	147.2
12	<b>1'48.827</b>	25.981	28.762	25.823	28.261	151.6	10	<b>1'47.653</b>	25.927	29.003	24.937	27.786	147.6
13	<b>1'47.477</b>	25.657	28.868	25.152	27.800	153.3	11	<b>1'47.530</b>	25.622	29.195	24.917	27.796	149.8
14	<b>1'46.933</b>	25.538	28.033	24.663	28.699	155.2	12	<b>1'47.092</b>	25.638	28.182	24.796	28.476	150.2
15	<b>1'46.697</b>	25.649	28.725	24.231	28.092	153.9	13	<b>1'46.356</b>	25.424	28.283	24.268	28.381	149.4
16	<b>1'45.960</b>	25.564	28.130	24.282	27.984	153.3	14	<b>1'47.293</b>	25.968	28.388	24.668	28.269	148.8
<b>16th 32 Patrick NEUBER</b> ADAC Sachsen e.V. GER							15	<b>1'46.929</b>	25.659	28.401	24.674	28.195	148.0
Runs=3 Total laps=15 Full laps=10							16	<b>1'46.860</b>	25.390	28.388	24.750	28.332	149.9
1	2'55.683	1'24.010	34.199	27.141	30.333		17	<b>1'51.880</b>	26.544	29.042	25.952	30.342	147.4
2	1'54.501 P	27.102	29.967	25.751	31.681	147.5	<b>Fastest Lap:</b> Lukas WIMMER ADAC Team Sachsen AUT 1'42.127 24.255 27.290 23.574 27.008						
3	3'03.056	1'40.839	29.325	24.702	28.190								

DORNA DATA PROCESSING TIMING SERVICE DORNA DATA PROCESSING TIMING SERVICE DORNA DATA PROCESSING TIMING SERVICE DORNA DATA PROCESSING TIMING SERVICE DORNA DATA PROCESSING TIMING SERVICE DORNA DATA PROCESSING TIMING SERVICE DORNA DATA PROCESSING TIMING SERVICE DORNA DATA PROCESSING TIMING SERVICE DORNA DATA PROCCESSS







# Qualifying Practice Nr. 1

# Junior

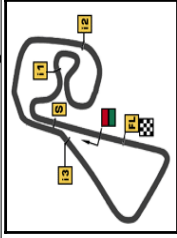
Lap	Lap Time	T1	T2	T3	T4	Speed	Lap	Lap Time	T1	T2	T3	T4	Speed
<b>41st</b>	<b>6</b>	<b>Michelle KÖRNER</b> ADAC Sachsen e.V. GER					11	<b>1'58.686</b>	27.394	31.256	<b>28.217</b>	31.819	150.6
		Runs=2	Total laps=10	Full laps=6									
1	2'49.447	1'05.971	38.217	31.200	34.059								
2	<b>2'01.215</b>	29.657	32.587	28.091	30.880		142.9						
3	<b>1'58.983</b>	28.283	31.605	27.513	31.582		144.9						
4	<b>2'05.230</b>	28.288	32.284	33.121	31.537		145.2						
5	<b>1'55.001</b>	27.676	30.967	26.647	29.711		145.3						
6	<b>1'53.159</b>	<b>26.838</b>	<b>30.181</b>	26.553	<b>29.587</b>		<b>146.9</b>						
7	2'04.302	27.480	31.020	28.386	37.416		145.1						
8	3'23.731	1'52.987	32.402	27.525	30.817								
9	<b>1'54.529</b>	26.848	31.241	<b>26.545</b>	29.895		146.6						
unfinished		27.327	30.652			144.8							
<b>42nd</b>	<b>25</b>	<b>Patrik ZUPANCIC</b> ADAC Pfalz e.V./Tea GER					Runs=2	Total laps=11	Full laps=7				
1	2'34.277	55.411	36.844	29.795	32.227								
unfinished		30.675	31.832	28.361			134.4						
2	11'03.790	31.992		28.459		31.257							
3	<b>1'58.963</b>	29.357	30.684	27.764	31.158		132.4						
4	<b>1'58.700</b>	29.337	30.637	27.907	30.819		131.0						
5	<b>1'58.609</b>	28.950	30.663	28.288	30.708		130.9						
6	<b>1'57.220</b>	28.466	30.279	27.249	31.226		132.7						
7	<b>1'58.191</b>	28.578	30.470	28.720	30.423		132.8						
8	<b>1'56.144</b>	28.177	30.174	27.641	30.152		133.5						
9	<b>1'56.184</b>	<b>27.980</b>	30.421	<b>27.029</b>	30.754		<b>135.6</b>						
10	2'01.442 P	28.165	30.528	27.169	35.580		133.4						
<b>43rd</b>	<b>68</b>	<b>Ali BACAKSIZ</b> TUR					Runs=1	Total laps=3	Full laps=1				
1	2'34.243	56.007	36.629	28.444	33.163								
2	<b>1'56.659</b>	28.863	<b>30.847</b>	<b>26.408</b>	30.541		138.2						
unfinished		<b>27.312</b>	30.871	30.076			<b>142.0</b>						
<b>44th</b>	<b>30</b>	<b>Kathi SCHWARTZ</b> ADAC Sport Team Sü GER					Runs=2	Total laps=14	Full laps=11				
1	2'56.069	1'12.330	39.411	30.671	33.657								
2	<b>2'05.456</b>	30.698	34.203	28.868	31.687		145.0						
3	<b>2'03.352</b>	29.974	33.774	28.057	31.547		145.1						
4	<b>2'03.754</b>	29.029	33.761	29.393	31.571		144.9						
5	<b>2'01.989</b>	29.293	32.836	28.821	31.039		144.6						
6	<b>1'59.848</b>	29.028	31.774	27.781	31.265		147.2						
7	<b>2'01.006</b>	28.834	32.936	27.851	31.385		140.8						
8	<b>1'57.673</b>	28.617	<b>31.272</b>	<b>27.483</b>	30.301		144.9						
9	<b>1'58.276</b>	27.943	32.219	27.990	<b>30.124</b>		<b>150.2</b>						
10	<b>1'58.246</b>	28.095	32.406	27.502	30.243		147.4						
11	2'03.350 P	28.337	32.242	28.918	33.853		140.6						
12	3'02.434	1'30.182	33.111	28.461	30.680								
13	<b>1'58.501</b>	<b>27.884</b>	31.489	28.321	30.807		143.4						
14	<b>1'58.692</b>	28.018	31.854	27.795	31.025		143.0						
<b>45th</b>	<b>52</b>	<b>Nastassja RUSSO</b> Vector Racing Team RUS					Runs=2	Total laps=11	Full laps=8				
1	2'43.890	1'02.098	35.701	31.881	34.210								
2	<b>2'03.833</b>	28.773	33.219	30.094	31.747		148.2						
3	<b>2'01.199</b>	27.706	32.110	29.482	31.901		150.7						
4	<b>2'06.426</b>	27.459	33.357	33.051	32.559		<b>151.8</b>						
5	<b>2'02.729</b>	28.592	32.014	29.593	32.530		146.7						
6	2'08.008 P	27.957	32.445	29.994	37.612		147.9						
7	9'59.826	8'25.989	32.576	30.170	<b>31.091</b>								
8	<b>1'59.405</b>	27.811	31.306	28.633	31.655		149.2						
9	<b>1'58.820</b>	<b>27.364</b>	<b>31.120</b>	28.582	31.754		148.7						
10	<b>1'59.733</b>	27.452	31.208	28.732	32.341		147.2						
<b>Fastest Lap:</b>		Lukas WIMMER		ADAC Team Sachsen		AUT	<b>1'42.127</b>	24.255	27.290	23.574	27.008		

DORNA DATA PROCESSING TIMING SERVICE DORNA DATA PROCESSING TIMING SERVICE DORNA DATA PROCESSING TIMING SERVICE DORNA DATA PROCESSING TIMING SERVICE DORNA DATA PROCESSING TIMING SERVICE DORNA DATA PROCESSING TIMING SERVICE DORNA DATA PROCCEESSS









3671 m.

Computerised results and timing service provided by **TISSOT****Junior****eni MOTORRAD GRAND PRIX DEUTSCHLAND****Qualifying Practice Nr. 2****Best Partial Times***IT* Ideal Lap Time, sum of the best partial times      *BT* Best Lap Time

<b>T1</b>		<b>T2</b>		<b>T3</b>		<b>T4</b>		<b>IT</b>		<b>BT</b>		
Pos	Rider	Time	Rider	Time	Rider	Time	Rider	Time	Pos	Rider	IT	BT
1	L.WIMMER	24.246	K.HEIDEL	27.092	M.FRITZSCH	23.183	M.ECKNER	26.666	1	M.FRITZSCH	1'41.297	1'41.771 (1)
2	M.FRITZSCH	24.282	M.FRITZSCH	27.102	K.HEIDEL	23.268	M.FRITZSCH	26.730	2	K.HEIDEL	1'41.616	1'42.193 (2)
3	D.ENGELEN	24.479	M.ANTWEILER	27.251	M.ECKNER	23.334	K.HEIDEL	26.745	3	M.ECKNER	1'41.819	1'42.204 (3)
4	K.HEIDEL	24.511	M.ECKNER	27.290	T.BUSCH	23.422	L.WIMMER	26.885	4	L.WIMMER	1'42.012	1'42.488 (4)
5	D.FRENZEL	24.522	T.BUSCH	27.296	L.WIMMER	23.479	D.FRENZEL	27.014	5	T.BUSCH	1'42.429	1'42.710 (5)
6	T.BUSCH	24.526	L.WIMMER	27.402	M.ANTWEILER	23.593	D.ENGELEN	27.058	6	D.FRENZEL	1'42.790	1'43.268 (6)
7	M.ECKNER	24.529	D.ENGELEN	27.413	D.FRENZEL	23.638	T.BLINTEN	27.094	7	D.ENGELEN	1'42.881	1'43.546 (7)
8	T.GRADINGER	24.656	D.FRENZEL	27.616	T.BLINTEN	23.722	T.BUSCH	27.185	8	M.ANTWEILER	1'42.927	1'43.692 (8)
9	M.ANTWEILER	24.688	T.GRADINGER	27.699	D.ENGELEN	23.931	A.LAMBART	27.311	9	T.BLINTEN	1'43.611	1'43.769 (9)
10	A.LAMBART	24.860	P.VON GUNTEN	27.732	P.NEUBER	23.932	T.GRADINGER	27.343	10	A.LAMBART	1'43.957	1'44.614 (11)
11	A.RADMAN	24.920	S.BRÜCKNER	27.734	A.LAMBART	23.996	M.ANTWEILER	27.395	11	T.GRADINGER	1'43.967	1'44.419 (10)
12	T.BLINTEN	24.942	T.HINZE	27.765	A.RADMAN	24.005	A.RADMAN	27.404	12	P.VON GUNTE	1'44.395	1'44.779 (13)
13	N.TIETZE	24.963	A.LAMBART	27.790	J.JANSEN	24.043	M.MAURISCHAT	27.421	13	A.RADMAN	1'44.403	1'45.136 (17)
14	T.HINZE	24.975	J.JANSEN	27.813	A.PITTET	24.146	N.TIETZE	27.433	14	S.BRÜCKNER	1'44.471	1'44.772 (12)
15	S.BRÜCKNER	25.011	T.BLINTEN	27.853	M.MAURISCHAT	24.173	P.VON GUNTEN	27.433	15	T.HINZE	1'44.660	1'45.002 (14)
16	P.VON GUNTEN	25.050	P.NEUBER	27.916	P.VON GUNTEN	24.180	C.ROSSI	27.434	16	P.NEUBER	1'44.765	1'45.292 (18)
17	A.PITTET	25.095	L.VON GUNTEN	27.947	L.VON GUNTEN	24.234	S.BRÜCKNER	27.460	17	J.JANSEN	1'44.844	1'45.813 (24)
18	C.BEINLICH	25.121	M.EIGENMANN	27.978	N.TIETZE	24.262	F.FRANKENBER	27.547	18	A.PITTET	1'44.903	1'45.495 (21)
19	M.MAURISCHAT	25.141	C.BEINLICH	28.001	S.BRÜCKNER	24.266	K.ZENTNER	27.567	19	M.MAURISCHAT	1'44.974	1'45.130 (16)
20	M.EIGENMANN	25.177	A.PITTET	28.035	T.GRADINGER	24.269	J.PUFFE	27.598	19	N.TIETZE	1'44.974	1'45.032 (15)
21	F.FRANKENBER	25.195	F.FRANKENBER	28.052	T.HINZE	24.297	L.VON GUNTEN	27.600	21	C.BEINLICH	1'45.069	1'45.297 (19)
22	J.JANSEN	25.229	A.RADMAN	28.074	M.SERRAO	24.317	T.HINZE	27.623	22	F.FRANKENBE	1'45.122	1'45.449 (20)
23	M.SERRAO	25.231	M.SERRAO	28.156	C.BEINLICH	24.318	A.PITTET	27.627	23	L.VON GUNTE	1'45.247	1'45.636 (22)
24	C.ROSSI	25.275	M.MAURISCHAT	28.239	F.FRANKENBER	24.328	C.BEINLICH	27.629	24	M.EIGENMAN	1'45.313	1'45.764 (23)

These data/results cannot be reproduced, stored and/or transmitted in whole or in part by any manner of electronic, mechanical, photocopying, recording, broadcasting or otherwise now known or hereinafter developed without the previous express consent by the copyright owner, except for reproduction in daily press and regular printed publications on sale to the public within 60 days of the event related to those data/results and always provided that copyright symbol appears together as follows below.

© DORNA, 2010

Official MotoGP Timing by **TISSOT**

www.motogp.com





3671 m.

Computerised results and timing service provided by **TISSOT****Junior****eni MOTORRAD GRAND PRIX DEUTSCHLAND****Qualifying Practice Nr. 2****Best Partial Times***IT* Ideal Lap Time, sum of the best partial times      *BT* Best Lap Time

<b>T1</b>		<b>T2</b>		<b>T3</b>		<b>T4</b>		<b>IT</b>		<b>BT</b>		
Pos	Rider	Time	Rider	Time	Rider	Time	Rider	Time	Pos	Rider	IT	BT
25	P.NEUBER	25.286	M.STRÄSSLE	28.303	C.ROSSI	24.329	P.NEUBER	27.631	25	M.SERRAO	1'45.485	1'46.391 (27)
26	K.RENTZSCH	25.311	J.PUFFE	28.309	J.PUFFE	24.387	M.EIGENMANN	27.642	26	J.PUFFE	1'45.692	1'46.021 (25)
27	M.STRÄSSLE	25.333	N.TIETZE	28.316	P.ZUPANCIC	24.493	J.JANSEN	27.759	27	C.ROSSI	1'45.760	1'46.288 (26)
28	K.ZENTNER	25.367	K.RENTZSCH	28.434	M.EIGENMANN	24.516	K.RENTZSCH	27.777	28	K.ZENTNER	1'45.934	1'46.936 (30)
29	M.SAUSER	25.386	K.ZENTNER	28.452	K.RENTZSCH	24.532	M.SERRAO	27.781	29	K.RENTZSCH	1'46.054	1'46.422 (28)
30	J.PUFFE	25.398	M.SAUSER	28.527	K.ZENTNER	24.548	M.STRÄSSLE	27.818	30	M.STRÄSSLE	1'46.231	1'46.695 (29)
31	R.VAN DUJIN	25.450	D.FUHRMANN	28.554	D.FUHRMANN	24.664	P.ZUPANCIC	27.878	31	M.SAUSER	1'46.544	1'47.294 (32)
32	L.VON GUNTEN	25.466	P.ZUPANCIC	28.599	M.SAUSER	24.731	R.VAN DUJIN	27.892	32	D.FUHRMANN	1'46.903	1'47.289 (31)
33	D.FUHRMANN	25.727	R.VAN DUJIN	28.613	M.STRÄSSLE	24.777	M.SAUSER	27.900	33	P.ZUPANCIC	1'46.907	1'47.558 (33)
34	P.ZUPANCIC	25.937	C.ROSSI	28.722	D.GEBHARDT	24.929	D.FUHRMANN	27.958	34	R.VAN DUJIN	1'46.965	1'47.680 (34)
35	D.GEBHARDT	25.938	T.THURMAYER	28.799	R.VAN DUJIN	25.010	D.GEBHARDT	28.250	35	D.GEBHARDT	1'47.982	1'48.331 (35)
36	T.THURMAYER	25.998	E.PIIRSALU	28.834	M.WAWRZYNIAK	25.221	T.THURMAYER	28.301	36	T.THURMAYER	1'48.503	1'49.041 (36)
37	E.PIIRSALU	26.150	D.GEBHARDT	28.865	E.PIIRSALU	25.351	T.STADTMÜLLE	28.422	37	E.PIIRSALU	1'49.236	1'49.943 (37)
38	N.RUSSO	26.455	S.WIDMANN	29.457	T.THURMAYER	25.405	S.WIDMANN	28.656	38	M.WAWRZYNI	1'50.183	1'50.481 (38)
39	M.WAWRZYNIAK	26.460	A.BACAKSIZ	29.535	T.STADTMÜLLE	25.425	E.PIIRSALU	28.901	39	T.STADTMÜLL	1'50.513	1'50.854 (39)
40	A.BACAKSIZ	26.582	M.WAWRZYNIAK	29.578	S.WIDMANN	25.767	M.WAWRZYNIAK	28.924	40	S.WIDMANN	1'50.950	1'51.560 (40)
41	N.RUSSO	26.722	N.RUSSO	29.584	N.RUSSO	26.404	N.RUSSO	29.555	41	N.RUSSO	1'52.265	1'52.483 (41)
42	T.STADTMÜLLE	26.967	T.STADTMÜLLE	29.699	A.BACAKSIZ	26.623	A.BACAKSIZ	29.562	42	A.BACAKSIZ	1'52.302	1'52.746 (42)
43	S.WIDMANN	27.070	N.RUSSO	30.106	F.NEUBAUER	26.848	F.NEUBAUER	29.681	43	N.RUSSO	1'53.853	1'54.875 (43)
44	K.SCHWARTZ	27.821	F.NEUBAUER	30.519	K.SCHWARTZ	26.944	K.SCHWARTZ	30.155	44	F.NEUBAUER	1'54.937	1'56.112 (44)
45	F.NEUBAUER	27.889	K.SCHWARTZ	31.496	N.RUSSO	27.103	N.RUSSO	30.189	45	K.SCHWARTZ	1'56.416	1'56.766 (45)

These data/results cannot be reproduced, stored and/or transmitted in whole or in part by any manner of electronic, mechanical, photocopying, recording, broadcasting or otherwise now known or herein after developed without the previous express consent by the copyright owner, except for reproduction in daily press and regular printed publications on sale to the public within 60 days of the event related to those data/results and always provided that copyright symbol appears together as follows below.

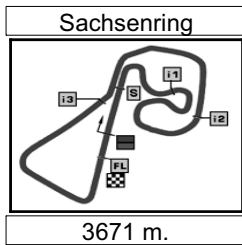
© DORNA, 2010

Official MotoGP Timing by **TISSOT**

www.motogp.com







Computerised results and timing service provided by TISSOT

# Junior

## eni MOTORRAD GRAND PRIX DEUTSCHLAND

### Qualifying Practice Nr. 2

### Chronological Analysis of Performances

8
---

		T1 Time from finish line to 1st intermediate		T2 Time from 1st intermed. to 2nd intermed.		T3 Time from 2nd intermed. to 3rd intermed.		T4 Time from 3rd intermediate to finish line					
Lap	Lap Time	T1	T2	T3	T4	Speed	Lap	Lap Time	T1	T2	T3	T4	Speed
<b>1st 2 Max FRITZSCH</b> ADAC Sachsen Leistu GER													
Runs=2 Total laps=15 Full laps=12													
1	1'57.075	29.103	34.154	25.843	27.975								
2	1'44.955	25.404	28.363	23.953	27.235	148.9							
3	1'45.202	26.141	28.156	23.464	27.441	147.6							
4	1'42.955	25.129	27.523	23.525	26.778	154.4							
5	1'42.635	24.568	27.123	23.852	27.092	152.0							
6	1'49.941	28.216	30.721	23.731	27.273	147.7							
7	1'41.771	24.458	27.102	23.183	27.028	153.5							
8	1'42.440	24.282	27.107	24.075	26.976	153.6							
9	1'41.885	24.510	27.114	23.372	26.889	150.3							
10	1'41.833	24.568	27.224	23.311	26.730	150.0							
11	1'50.825 P	26.536	29.242	24.186	30.861	151.9							
12	7'12.184	5'51.417	28.935	24.395	27.437								
13	1'42.803	24.546	27.804	23.409	27.044	153.1							
14	1'42.375	24.827	27.322	23.476	26.750	153.1							
15	1'42.931	24.618	27.564	23.771	26.978	152.1							
<b>2nd 1 Klaus HEIDEL</b> ADAC Sachsen Leistu GER													
Runs=2 Total laps=17 Full laps=14													
1	1'58.351	29.377	33.548	26.786	28.640								
2	1'45.447	25.553	28.437	24.073	27.384	154.1							
3	1'43.707	25.256	27.410	23.414	27.627	151.4							
4	1'46.119	26.021	28.685	23.745	27.668	156.2							
5	1'43.745	25.041	27.316	23.898	27.490	153.4							
6	1'44.833	25.128	27.956	24.705	27.044	149.8							
7	1'43.078	24.803	27.110	23.350	27.815	152.0							
8	1'42.911	24.871	27.864	23.268	26.908	152.6							
9	1'43.255	25.056	27.550	23.600	27.049	155.4							
10	1'48.240	24.721	28.718	26.807	27.994	154.1							
11	1'43.501	25.023	27.749	23.754	26.975	150.3							
12	1'44.996	24.511	28.194	24.946	27.345	153.9							
13	1'45.469 P	24.846	27.119	23.839	29.665	149.4							
14	3'37.355	2'18.272	27.609	24.174	27.300								
15	1'43.175	24.763	27.467	23.853	27.092	151.4							
16	1'42.193	24.737	27.092	23.619	26.745	150.8							
17	1'44.014	24.640	27.831	24.444	27.099	152.5							
<b>3rd 8 Maximilian ECKNE</b> Racing Team German GER													
Runs=1 Total laps=12 Full laps=10													
1	1'57.361	32.955	30.450	26.181	27.775								
2	1'44.748	25.233	28.087	24.062	27.366	149.3							
3	1'44.000	25.142	27.860	23.975	27.023	147.5							
4	1'44.365	26.547	27.560	23.418	26.840	147.5							
5	1'42.538	24.594	27.657	23.334	26.953	149.6							
6	1'45.139	24.735	29.248	23.930	27.226	151.3							
7	1'46.320	26.031	27.959	24.285	28.045	146.1							
8	1'42.953	24.744	27.290	23.822	27.097	149.3							
9	1'42.384	24.529	27.417	23.466	26.972	150.6							
10	1'42.204	24.598	27.296	23.644	26.666	149.4							
11	1'43.551	24.778	27.643	24.105	27.025	148.6							
	unfinished	25.139				146.8							
<b>4th 58 Lukas WIMMER</b> ADAC Team Sachsen AUT													
Runs=2 Total laps=17 Full laps=14													
1	1'57.779	33.838	30.247	25.694	28.000								
2	1'44.773	25.439	28.242	23.858	27.234	157.6							
3	1'44.755	25.116	28.218	23.846	27.575	155.7							
4	1'45.984	25.961	28.355	23.796	27.872	155.6							
5	1'44.266	24.799	27.723	23.948	27.796	154.0							
6	1'43.393	24.623	27.798	23.866	27.106	155.4							
7	1'44.503	24.685	27.829	23.616	28.373	155.2							
8	1'42.488	24.486	27.638	23.479	26.885	156.4							
9	1'43.925	25.006	28.199	23.803	26.917	156.1							
10	1'48.016	25.327	29.057	25.951	27.681	159.4							
11	1'43.016	24.574	27.702	23.715	27.025	156.0							
12	1'49.737 P	24.403	28.491	24.930	31.913	156.2							
13	2'42.673	1'22.297	28.740	24.187	27.449								
14	1'43.553	24.672	27.835	23.917	27.129	154.8							
15	1'42.512	24.453	27.547	23.571	26.941	154.4							
16	1'43.300	24.246	28.065	24.049	26.940	157.4							
17	1'42.710	24.358	27.402	23.529	27.421	156.8							
<b>5th 10 Tom BUSCH</b> ADAC Racing Team A GER													
Runs=1 Total laps=13 Full laps=11													
1	1'53.012	30.054	30.503	24.909	27.546								
2	1'45.512	25.370	28.208	24.457	27.477	148.5							
3	1'45.837	25.475	28.063	24.783	27.516	148.6							
4	1'44.090	25.061	27.645	24.167	27.217	149.5							
5	1'45.237	25.299	27.857	24.689	27.392	151.0							
6	1'44.861	25.649	28.000	23.944	27.268	155.9							
7	1'44.493	24.600	27.878	24.700	27.315	155.8							
8	1'44.700	24.759	27.619	24.950	27.372	153.3							
9	1'42.710	24.526	27.296	23.422	27.466	155.1							
10	1'44.214	24.824	28.006	24.199	27.185	153.5							
11	1'43.930	25.003	27.745	23.829	27.353	151.6							
12	1'45.197	24.683	28.205	25.061	27.248	154.0							
13	1'47.960 P	25.142	28.190	24.438	30.190	153.4							
<b>6th 29 Daniel FRENZEL</b> ADAC Sachsen e.V. GER													
Runs=2 Total laps=17 Full laps=14													
1	1'59.575	37.462	29.744	24.481	27.888								
2	1'46.210	25.052	28.944	24.613	27.601	152.7							
3	1'44.303	24.839	27.616	24.483	27.365	154.8							
4	1'44.067	24.916	27.708	23.638	27.805	150.6							
5	1'44.851	25.495	28.093	23.841	27.422	153.2							
6	1'44.169	24.769	27.702	23.925	27.773	153.6							
7	1'43.851	24.791	27.997	23.709	27.354	155.7							
8	1'43.939	24.522	28.348	23.941	27.128	153.3							
9	1'45.083	24.753	28.484	24.529	27.317	150.6							
10	1'44.143	24.808	27.924	24.009	27.402	150.5							
11	1'43.268	24.685	27.789	23.780	27.014	154.0							
12	1'45.415	24.571	28.306	24.437	28.101	156.4							
13	1'48.270 P	24.820	27.748	24.504	31.198	150.6							
<b>Fastest Lap:</b>	Max FRITZSCH	ADAC Sachsen Leistu GER	1'41.771	24.458	27.102	23.183	27.028						

DORNA DATA PROCESSING TIMING SERVICE DORNA DATA PROCESSING TIMING SERVICE DORNA DATA PROCESSING TIMING SERVICE DORNA DATA PROCESSING TIMING SERVICE DORNA DATA PROCESSING TIMING SERVICE DORNA DATA PROCESSING TIMING SERVICE DORNA DATA PROCESSING TIMING SERVICE DORNA DATA PROCCESSS

# Qualifying Practice Nr. 2

Junior

Lap	Lap Time	T1	T2	T3	T4	Speed	Lap	Lap Time	T1	T2	T3	T4	Speed
14	2'37.399	1'17.354	28.135	24.387	27.523		17	<b>1'43.769</b>	24.942	27.888	23.722	27.217	152.8
15	<b>1'45.697</b>	24.669	28.476	24.729	27.823	153.1	<b>10th 54 Thomas GRADINGE</b>						AUT
16	<b>1'45.159</b>	24.937	28.627	24.083	27.512	153.0	Runs=2 Total laps=16 Full laps=13						
17	<b>1'43.656</b>	24.650	27.643	24.036	27.327	153.0	1	2'30.042	56.426	34.075	30.018	29.523	
<b>7th 7 Dominik ENGELEN</b> Racing Team German GER							2	<b>1'49.031</b>	26.144	29.283	25.480	28.124	150.2
Runs=2 Total laps=17 Full laps=14							3	<b>1'48.326</b>	25.775	29.839	24.807	27.905	150.7
1	1'53.445	29.860	31.157	24.797	27.631		4	<b>1'47.447</b>	25.455	29.187	25.062	27.743	150.8
2	<b>1'45.260</b>	25.368	28.247	24.250	27.395	151.1	5	<b>1'47.339</b>	25.854	29.135	24.601	27.749	151.6
3	<b>1'45.732</b>	25.089	28.170	24.759	27.714	151.8	6	<b>1'45.866</b>	25.364	28.193	24.372	27.937	150.8
4	<b>1'44.168</b>	25.324	27.670	24.001	27.173	150.4	7	<b>1'47.301</b>	25.296	28.538	25.167	28.300	151.7
5	<b>1'44.642</b>	24.894	27.886	24.629	27.233	152.3	8	1'52.713 P	25.838	28.769	25.060	33.046	151.4
6	<b>1'45.016</b>	24.776	28.561	24.586	27.093	155.9	9	3'07.156	1'42.943	30.011	25.418	28.784	
7	<b>1'44.605</b>	25.121	27.677	24.490	27.317	149.6	10	<b>1'44.837</b>	25.013	27.969	24.382	27.473	150.8
8	<b>1'44.634</b>	25.183	27.615	24.494	27.342	148.9	11	<b>1'46.348</b>	25.280	28.475	25.023	27.570	153.3
9	<b>1'43.546</b>	25.089	27.413	23.931	27.113	149.8	12	<b>1'44.847</b>	24.830	28.405	24.269	27.343	152.4
10	<b>1'43.774</b>	24.740	27.627	24.349	27.058	152.9	13	<b>1'45.706</b>	24.881	28.582	24.764	27.479	151.1
11	<b>1'43.640</b>	24.534	27.662	24.041	27.403	154.7	14	<b>1'44.419</b>	24.656	27.797	24.391	27.575	155.6
12	<b>1'45.176</b>	25.081	27.775	24.907	27.413	150.4	15	<b>1'45.034</b>	24.866	27.699	24.825	27.644	151.5
13	<b>1'45.807</b>	24.979	28.152	24.677	27.999	150.3	16	<b>1'52.012</b>	24.899	33.261	25.214	28.638	153.0
14	1'47.290 P	25.024	27.436	24.869	29.961	148.5	<b>11th 15 Adrian LAMBART</b> ADAC Team Nordbay GER						
15	2'42.654	1'22.905	27.779	24.653	27.317		Runs=1 Total laps=17 Full laps=16						
16	<b>1'44.045</b>	24.479	27.926	24.254	27.386	155.7	1	2'05.537	40.076	30.992	25.813	28.656	
17	<b>1'44.015</b>	24.864	27.501	24.127	27.523	150.4	2	<b>1'47.406</b>	26.121	28.683	24.822	27.780	149.4
<b>8th 17 Manou ANTWEILER</b> ADAC Team Hansa e. GER							3	<b>1'45.375</b>	25.311	28.204	24.342	27.518	149.0
Runs=2 Total laps=17 Full laps=14							4	<b>1'45.949</b>	25.017	28.713	24.759	27.460	150.9
1	1'58.569	33.598	31.055	25.267	28.649		5	<b>1'44.759</b>	25.095	28.357	23.996	27.311	149.0
2	<b>1'46.858</b>	25.850	29.011	24.372	27.625	153.3	6	<b>1'45.448</b>	25.060	28.396	24.516	27.476	151.7
3	<b>1'44.923</b>	25.447	27.669	24.310	27.497	149.2	7	<b>1'44.614</b>	25.068	27.851	24.077	27.618	151.2
4	<b>1'43.913</b>	24.973	27.590	23.593	27.757	149.2	8	<b>1'45.701</b>	24.860	27.941	24.257	28.643	154.6
5	<b>1'44.068</b>	24.803	27.709	23.966	27.590	151.8	9	<b>1'46.984</b>	25.783	28.617	24.671	27.913	145.4
6	<b>1'44.539</b>	24.896	27.724	24.032	27.887	149.7	10	<b>1'46.015</b>	25.261	28.415	24.579	27.760	150.2
7	<b>1'43.971</b>	24.688	27.856	23.908	27.519	152.5	11	<b>1'45.190</b>	25.374	28.021	24.113	27.682	148.5
8	<b>1'44.672</b>	25.095	28.126	24.056	27.395	148.6	12	<b>1'45.072</b>	25.083	27.944	24.109	27.936	150.0
9	<b>1'44.827</b>	24.930	28.054	24.362	27.481	148.0	13	<b>1'44.969</b>	25.021	27.868	24.373	27.707	149.5
10	1'47.952 P	25.040	27.805	23.844	31.263	147.7	14	<b>1'45.506</b>	25.303	27.892	24.567	27.744	148.2
11	3'08.088	1'43.722	29.169	25.977	29.220		15	<b>1'45.109</b>	24.988	28.201	24.391	27.529	149.2
12	<b>1'45.206</b>	24.895	28.207	24.136	27.968	147.5	16	<b>1'45.804</b>	25.053	27.896	25.007	27.848	149.6
13	<b>1'45.316</b>	25.185	27.784	24.488	27.859	144.7	17	<b>1'45.592</b>	25.451	27.790	24.735	27.616	149.6
14	<b>1'44.509</b>	24.907	27.636	24.337	27.629	146.0	<b>12th 9 Sophie BRÜCKNER</b> ADAC Sachsen e.V. GER						
15	<b>1'43.954</b>	24.883	27.251	24.121	27.699	146.3	Runs=1 Total laps=17 Full laps=16						
16	<b>1'44.406</b>	24.967	27.559	24.211	27.669	148.5	1	2'12.100	42.230	32.016	28.204	29.650	
17	<b>1'43.692</b>	24.789	27.289	24.104	27.510	146.4	2	<b>1'49.513</b>	26.700	29.318	24.972	28.523	150.2
<b>9th 14 Tobias BLINTEN</b> ADAC Nordrhein Spor GER							3	<b>1'47.865</b>	25.855	29.369	24.716	27.925	152.1
Runs=1 Total laps=17 Full laps=16							4	<b>1'48.315</b>	25.812	28.844	25.740	27.919	155.3
1	2'51.831	1'14.307	36.327	28.576	32.621		5	<b>1'46.094</b>	25.790	28.129	24.266	27.909	153.3
2	<b>1'55.954</b>	28.723	31.200	25.826	30.205	147.8	6	<b>1'47.396</b>	25.357	28.950	25.111	27.978	157.8
3	<b>1'49.323</b>	26.623	29.000	25.319	28.381	150.8	7	<b>1'47.259</b>	25.433	28.486	25.389	27.951	152.0
4	<b>1'48.470</b>	26.628	28.976	24.843	28.023	151.6	8	<b>1'46.122</b>	25.450	28.507	24.463	27.702	152.6
5	<b>1'47.269</b>	25.943	28.711	24.917	27.698	151.3	9	<b>1'48.635</b>	25.982	29.389	25.445	27.819	153.1
6	<b>1'46.260</b>	25.665	28.543	24.442	27.610	151.6	10	<b>1'46.598</b>	25.918	28.540	24.678	27.462	152.2
7	<b>1'45.475</b>	25.397	28.341	24.312	27.425	151.3	11	<b>1'46.211</b>	25.179	28.868	24.500	27.664	152.5
8	<b>1'45.748</b>	25.488	28.395	24.416	27.449	151.9	12	<b>1'45.773</b>	25.375	28.169	24.302	27.927	151.9
9	<b>1'45.277</b>	25.380	28.220	24.209	27.468	151.8	13	<b>1'45.908</b>	25.235	28.339	24.555	27.779	151.9
10	<b>1'44.112</b>	25.085	28.054	23.879	27.094	152.3	14	<b>1'47.110</b>	25.613	28.577	24.681	28.239	152.2
11	<b>1'46.152</b>	25.664	28.647	24.376	27.465	154.2	15	<b>1'45.899</b>	25.262	28.064	24.921	27.652	152.6
12	<b>1'45.019</b>	25.248	28.205	24.104	27.462	151.1	16	<b>1'45.596</b>	25.321	28.235	24.347	27.693	152.0
13	<b>1'44.813</b>	25.062	28.456	23.974	27.321	152.2	17	<b>1'44.772</b>	25.011	27.734	24.567	27.460	152.3
14	<b>1'44.411</b>	25.185	27.853	24.086	27.287	151.9	<b>Fastest Lap:</b> Max FRITZSCH ADAC Sachsen Leistu GER <b>1'41.771</b> 24.458 27.102 23.183 27.028						
15	<b>1'44.311</b>	24.988	28.119	23.825	27.379	152.7	DORNA DATA PROCESSING TIMING SERVICE DORNA DATA PROCESSING TIMING SERVICE DORNA DATA PROCESSING TIMING SERVICE DORNA DATA PROCESSING TIMING SERVICE DORNA DATA PROCESSING TIMING SERVICE DORNA DATA PROCESSING TIMING SERVICE DORNA DATA PROCCESSS						
16	<b>1'44.346</b>	25.087	28.082	23.843	27.334	151.5	DORNA DATA PROCESSING TIMING SERVICE DORNA DATA PROCESSING TIMING SERVICE DORNA DATA PROCESSING TIMING SERVICE DORNA DATA PROCESSING TIMING SERVICE DORNA DATA PROCCESSS						

**Fastest Lap:** Max FRITZSCH ADAC Sachsen Leistu GER **1'41.771** 24.458 27.102 23.183 27.028

# Qualifying Practice Nr. 2

Junior

Lap	Lap Time	T1	T2	T3	T4	Speed	Lap	Lap Time	T1	T2	T3	T4	Speed	
<b>13th</b>	<b>63</b>	<b>Philippe VON GUNT</b> TKR Junior Team SWI					Runs=2 Total laps=16 Full laps=13	2	<b>1'47.753</b>	25.833	28.913	24.938	28.069	150.9
1	2'21.736	52.477	32.808	27.126	29.325		3	<b>1'47.398</b>	25.864	28.844	24.822	27.868	149.3	
2	<b>1'49.693</b>	25.993	29.453	25.677	28.570	147.5	4	<b>1'46.675</b>	25.452	28.723	24.574	27.926	149.2	
3	<b>1'47.767</b>	25.780	28.913	24.705	28.369	148.5	5	<b>1'46.976</b>	25.462	28.712	24.866	27.936	149.1	
4	<b>1'47.254</b>	25.807	28.470	24.855	28.122	144.2	6	<b>1'46.629</b>	25.565	28.619	24.739	27.706	149.2	
5	<b>1'46.012</b>	25.643	28.205	24.468	27.696	144.7	7	<b>1'46.003</b>	25.317	28.300	24.698	27.688	149.6	
6	<b>1'46.200</b>	25.338	28.044	24.765	28.053	146.4	8	<b>1'45.991</b>	25.196	28.582	24.690	27.523	149.7	
7	<b>1'46.162</b>	25.425	28.264	24.611	27.862	144.7	9	<b>1'45.130</b>	25.180	28.356	24.173	27.421	150.1	
8	<b>1'44.956</b>	25.256	27.977	24.180	27.543	146.3	10	<b>1'47.429</b>	25.544	29.438	24.671	27.776	150.8	
9	<b>1'45.332</b>	25.348	28.162	24.323	27.499	145.4	11	<b>1'45.976</b>	25.242	28.407	24.627	27.700	149.1	
10	1'48.752 P	25.050	28.030	24.409	31.263	147.2	12	<b>1'46.203</b>	25.309	28.636	24.587	27.671	148.7	
11	3'55.692	2'32.115	29.621	25.724	28.232		13	<b>1'45.985</b>	25.243	28.401	24.427	27.914	149.1	
12	<b>1'45.731</b>	25.324	27.954	24.733	27.720	144.4	14	<b>1'46.474</b>	25.415	28.239	25.060	27.760	148.4	
13	<b>1'45.147</b>	25.055	27.912	24.485	27.695	145.3	15	<b>1'45.684</b>	25.163	28.477	24.450	27.594	149.3	
14	<b>1'45.060</b>	25.166	27.880	24.480	27.534	145.2	16	<b>1'46.894</b>	25.141	28.338	25.549	27.866	149.4	
15	<b>1'44.850</b>	25.104	27.732	24.435	27.579	145.9	17	<b>1'46.417</b>	25.310	28.356	24.557	28.194	149.0	
16	<b>1'44.779</b>	25.126	27.851	24.369	27.433	145.9								

Lap	Lap Time	T1	T2	T3	T4	Speed	
<b>14th</b>	<b>24</b>	<b>Tobias HINZE</b> ADAC Niedersachsen GER					Runs=1 Total laps=17 Full laps=16
1	1'57.743	31.425	31.080	26.199	29.039		
2	<b>1'46.794</b>	25.739	28.491	24.549	28.015	148.8	
3	<b>1'46.035</b>	25.428	28.203	24.651	27.753	148.5	
4	<b>1'45.435</b>	25.219	28.008	24.297	27.911	151.8	
5	<b>1'46.326</b>	25.541	28.246	24.703	27.836	146.6	
6	<b>1'46.382</b>	25.465	28.442	24.710	27.765	146.7	
7	<b>1'46.415</b>	25.540	28.312	24.761	27.802	147.6	
8	<b>1'45.868</b>	25.128	28.071	24.708	27.961	148.4	
9	<b>1'46.883</b>	25.780	28.340	24.912	27.851	145.4	
10	<b>1'46.653</b>	25.485	28.092	25.026	28.050	146.7	
11	<b>1'46.740</b>	25.643	28.176	25.045	27.876	145.6	
12	<b>1'47.005</b>	25.438	28.138	25.202	28.227	146.2	
13	<b>1'45.002</b>	25.141	27.831	24.407	27.623	149.1	
14	<b>1'45.489</b>	25.208	28.045	24.523	27.713	149.0	
15	<b>1'45.222</b>	25.015	28.150	24.324	27.733	150.4	
16	<b>1'45.544</b>	24.975	27.765	24.871	27.933	149.5	
17	<b>1'45.655</b>	25.091	27.984	24.865	27.715	151.3	

Lap	Lap Time	T1	T2	T3	T4	Speed	
<b>17th</b>	<b>65</b>	<b>Alex RADMAN</b> CRO					Runs=1 Total laps=17 Full laps=16
1	2'04.095	37.049	32.325	26.057	28.664		
2	<b>1'47.623</b>	25.819	29.329	24.168	28.307	149.8	
3	<b>1'45.452</b>	25.346	28.675	24.027	27.404	148.6	
4	<b>1'45.722</b>	25.083	28.381	24.005	28.253	152.2	
5	<b>1'45.702</b>	25.561	28.601	24.035	27.505	148.6	
6	<b>1'45.633</b>	25.151	28.564	24.361	27.557	148.2	
7	<b>1'45.567</b>	25.535	28.227	24.153	27.652	146.6	
8	<b>1'45.741</b>	24.920	28.593	24.544	27.684	149.6	
9	<b>1'46.109</b>	25.283	29.108	24.094	27.624	150.2	
10	<b>1'46.726</b>	25.174	28.557	25.142	27.853	148.7	
11	<b>1'45.136</b>	25.183	28.074	24.253	27.626	148.4	
12	<b>1'45.986</b>	25.054	28.660	24.747	27.525	149.7	
13	<b>1'45.389</b>	25.064	28.280	24.245	27.800	149.9	
14	<b>1'46.890</b>	25.185	28.540	24.394	28.771	148.5	
15	<b>1'53.636</b>	28.852	30.670	26.162	27.952	140.5	
16	<b>1'50.060</b>	25.709	30.143	26.180	28.028	149.0	
17	<b>1'46.014</b>	25.279	28.396	24.337	28.002	151.8	

Lap	Lap Time	T1	T2	T3	T4	Speed	
<b>15th</b>	<b>4</b>	<b>Nico TIETZE</b> ADAC Team Sachsen GER					Runs=1 Total laps=17 Full laps=16
1	2'13.037	43.103	32.330	27.727	29.877		
2	<b>1'51.342</b>	26.748	29.865	25.511	29.218	154.0	
3	<b>1'49.792</b>	26.283	29.556	25.187	28.766	152.9	
4	<b>1'49.246</b>	25.930	29.814	25.101	28.401	152.9	
5	<b>1'48.197</b>	25.655	29.253	24.961	28.328	153.0	
6	<b>1'47.551</b>	25.488	28.656	25.130	28.277	154.3	
7	<b>1'46.808</b>	25.702	28.682	24.444	27.980	148.1	
8	<b>1'45.985</b>	25.330	28.605	24.477	27.573	155.3	
9	<b>1'47.418</b>	25.274	28.808	25.462	27.874	154.6	
10	<b>1'47.886</b>	25.586	29.119	25.170	28.011	154.4	
11	<b>1'46.876</b>	25.527	28.981	24.632	27.736	155.8	
12	<b>1'47.181</b>	25.342	28.697	24.632	28.510	155.4	
13	<b>1'46.324</b>	25.351	28.361	24.873	27.739	156.3	
14	<b>1'45.999</b>	25.172	28.316	24.564	27.947	152.8	
15	<b>1'45.596</b>	25.197	28.364	24.391	27.644	153.0	
16	<b>1'46.696</b>	25.148	28.780	24.506	28.262	154.2	
17	<b>1'45.032</b>	24.963	28.374	24.262	27.433	156.7	

Lap	Lap Time	T1	T2	T3	T4	Speed	
<b>18th</b>	<b>32</b>	<b>Patrick NEUBER</b> ADAC Sachsen e.V. GER					Runs=2 Total laps=16 Full laps=13
1	2'03.948	38.374	31.120	25.851	28.603		
2	<b>1'48.300</b>	26.333	29.415	24.513	28.039	146.7	
3	<b>1'45.896</b>	25.780	28.303	24.088	27.725	149.3	
4	<b>1'46.673</b>	25.601	28.314	24.894	27.864	151.0	
5	<b>1'46.586</b>	25.379	28.805	24.541	27.861	151.3	
6	<b>1'45.502</b>	25.443	28.036	23.932	28.091	148.5	
7	1'48.106 P	25.650	28.048	24.279	30.129	148.1	
8	3'04.535	1'43.098	28.640	24.717	28.080		
9	<b>1'45.835</b>	25.474	28.115	24.570	27.676	143.5	
10	<b>1'45.943</b>	25.286	28.134	24.622	27.901	149.9	
11	<b>1'47.502</b>	25.733	28.636	24.937	28.196	147.9	
12	<b>1'45.708</b>	25.385	27.916	24.222	28.185	148.9	
13	<b>1'47.844</b>	25.627	28.704	24.797	28.716	147.3	
14	<b>1'48.662</b>	26.563	28.311	25.684	28.104	147.1	
15	<b>1'45.292</b>	25.356	28.151	24.154	27.631	156.1	
16	<b>1'47.272</b>	25.985	28.879	24.426	27.982	154.1	

Lap	Lap Time	T1	T2	T3	T4	Speed	
<b>16th</b>	<b>11</b>	<b>Max MAURISCHAT</b> ADAC Team Hansa e. GER					Runs=1 Total laps=17 Full laps=16
1	2'07.991	40.837	31.374	26.766	29.014		

Lap	Lap Time	T1	T2	T3	T4	Speed	
<b>19th</b>	<b>16</b>	<b>Christoph BEINLIC</b> Beinlich Racing Team GER					Runs=1 Total laps=17 Full laps=16
1	1'59.940	32.941	32.772	25.857	28.370		
2	<b>1'46.501</b>	25.563	28.832	24.435	27.671	153.4	
3	<b>1'46.212</b>	25.447	28.700	24.391	27.674	152.3	
4	<b>1'46.060</b>	25.558	28.499	24.345	27.658	150.5	
5	<b>1'45.848</b>	25.362	28.441	24.416	27.629	150.4	

**Fastest Lap:** Max FRITZSCH ADAC Sachsen Leistu GER 1'41.771 24.458 27.102 23.183 27.028

DORNA DATA PROCESSING TIMING SERVICE DORNA DATA PROCESSING TIMING SERVICE DORNA DATA PROCESSING TIMING SERVICE DORNA DATA PROCESSING TIMING SERVICE DORNA DATA PROCESSING TIMING SERVICE DORNA DATA PROCESSING TIMING SERVICE DORNA DATA PROCESSING TIMING SERVICE DORNA DATA PROCESSES

# Qualifying Practice Nr. 2

Junior

Lap	Lap Time	T1	T2	T3	T4	Speed	Lap	Lap Time	T1	T2	T3	T4	Speed
6	1'47.536	25.351	29.172	25.308	27.705	151.5	9	1'46.706	25.607	28.596	24.783	27.720	146.6
7	1'46.832	25.420	28.801	24.844	27.767	150.8	10	1'45.636	25.499	28.227	24.310	27.600	146.8
8	1'47.638	25.430	28.558	25.100	28.550	151.1	11	1'49.475 P	25.466	27.965	24.234	31.810	147.2
9	1'49.221	26.324	28.414	26.571	27.912	147.2	12	4'24.799	3'03.087	29.116	24.875	27.721	
10	1'45.411	25.240	28.041	24.384	27.746	150.6	13	1'47.348	25.781	28.087	25.643	27.837	146.2
11	1'45.297	25.121	28.156	24.318	27.702	150.2	14	1'46.286	25.888	27.947	24.482	27.969	147.5
12	1'46.614	25.174	28.313	25.266	27.861	150.4	15	1'46.617	25.509	28.717	24.492	27.899	148.1
13	1'45.541	25.263	28.101	24.539	27.638	150.1							
14	1'45.624	25.306	28.001	24.622	27.695	149.9							
15	1'46.929	25.303	28.338	25.059	28.229	150.5							
16	1'45.704	25.344	28.129	24.432	27.799	149.4							
17	1'49.439	25.624	29.260	26.388	28.167	149.9							

**20th 3 Fabio FRANKENBE** ADAC Team Nordbay GER  
Runs=1 Total laps=17 Full laps=16

1	2'11.067	43.311	31.716	27.305	28.735	
2	1'48.291	25.823	29.005	25.204	28.259	151.0
3	1'49.379	25.456	29.230	26.202	28.491	154.1
4	1'47.479	25.480	28.859	25.036	28.104	150.5
5	1'46.960	25.453	28.790	24.808	27.909	150.4
6	1'48.843	26.824	28.726	25.078	28.215	149.7
7	1'47.499	25.449	28.501	25.584	27.965	151.5
8	1'45.859	25.281	28.326	24.705	27.547	150.6
9	1'48.173	25.567	29.225	25.628	27.753	150.6
10	1'46.673	25.452	28.636	24.720	27.865	152.9
11	1'46.215	25.236	28.614	24.606	27.759	151.4
12	1'46.011	25.471	28.389	24.539	27.612	151.6
13	1'45.874	25.195	28.245	24.676	27.758	150.5
14	1'46.739	25.393	28.510	24.532	28.304	150.7
15	1'46.110	25.513	28.052	24.780	27.765	151.9
16	1'45.449	25.345	28.166	24.328	27.610	149.3
17	1'46.321	25.266	28.268	24.948	27.839	152.1

**21st 53 Adrien PITTET** TKR Junior Team SWI  
Runs=2 Total laps=17 Full laps=14

1	2'04.585	37.671	32.225	25.800	28.889	
2	1'48.181	26.076	29.118	24.915	28.072	149.3
3	1'46.167	25.817	28.354	24.146	27.850	149.1
4	1'46.168	25.592	28.257	24.381	27.938	148.7
5	1'47.455	25.345	28.743	25.601	27.766	152.1
6	1'47.560	25.274	28.871	24.782	28.633	149.9
7	1'49.633	27.446	29.255	25.144	27.788	120.1
8	1'46.323	25.205	28.500	24.882	27.736	150.2
9	1'45.495	25.185	28.220	24.269	27.821	147.9
10	1'47.543	25.095	29.934	24.706	27.808	150.8
11	1'45.767	25.196	28.454	24.490	27.627	149.4
12	1'46.161	25.200	28.805	24.488	27.668	150.1
13	1'45.638	25.130	28.117	24.540	27.851	150.1
14	1'46.132	25.219	28.035	24.793	28.085	148.8
15	1'49.879 P	25.617	28.207	24.467	31.588	147.7
16	2'44.101	1'21.000	29.461	25.143	28.497	
17	1'45.748	25.353	28.216	24.458	27.721	147.0

**22nd 57 Lukas VON GUNTE** ADAC Team Sachsen SWI  
Runs=2 Total laps=15 Full laps=12

1	2'23.170	55.551	32.546	26.246	28.827	
2	1'49.382	26.718	29.711	25.024	27.929	146.4
3	1'49.597	26.421	29.429	25.016	28.731	146.6
4	1'47.200	25.992	28.754	24.669	27.785	145.4
5	1'47.349	26.177	28.548	24.919	27.705	145.2
6	1'47.501	25.992	28.521	25.043	27.945	146.6
7	1'46.356	25.600	28.328	24.596	27.832	146.8
8	1'46.296	25.598	28.181	24.914	27.603	146.5

**23rd 67 Michel EIGENMANN** SWI  
Runs=2 Total laps=17 Full laps=14

1	2'07.743	39.782	32.028	27.049	28.884	
2	1'48.247	26.293	28.977	24.894	28.083	147.0
3	1'47.814	25.854	29.075	24.707	28.178	151.7
4	1'47.544	25.832	28.815	24.894	28.003	146.3
5	1'46.263	25.601	28.357	24.516	27.789	148.0
6	1'46.435	25.592	28.236	24.614	27.993	147.6
7	1'46.209	25.721	28.280	24.566	27.642	147.8
8	1'52.789 P	25.568	28.515	25.130	33.576	149.5
9	2'47.007	1'24.330	29.007	25.385	28.285	
10	1'47.009	25.773	28.503	24.838	27.895	147.7
11	1'47.140	25.443	28.685	25.171	27.841	147.1
12	1'46.283	25.257	28.561	24.558	27.907	150.4
13	1'46.719	25.314	28.375	24.678	28.352	147.8
14	1'46.182	25.368	28.214	24.557	28.043	147.5
15	1'45.764	25.283	28.075	24.678	27.728	147.4
16	1'45.933	25.177	27.978	25.030	27.748	148.7
17	1'45.873	25.285	28.164	24.562	27.862	147.3

**24th 64 Jeffrey JANSEN** NED  
Runs=1 Total laps=9 Full laps=7

1	2'05.446	39.020	31.400	25.695	29.331	
2	1'48.055	25.701	29.105	24.831	28.418	152.4
3	1'45.877	25.539	28.360	24.217	27.761	147.4
4	1'45.909	25.477	28.357	24.043	28.032	148.2
5	1'46.284	25.389	28.610	24.526	27.759	153.0
6	1'46.114	25.464	28.026	24.090	28.534	148.4
7	1'45.813	25.229	27.813	24.459	28.312	147.8
8	1'46.352	25.537	28.148	24.732	27.935	145.8
unfinished		26.124				146.4

**25th 12 Julian PUFFE** Beinlich Racing Team GER  
Runs=1 Total laps=17 Full laps=16

1	1'57.660	30.592	31.918	26.555	28.595	
2	1'48.778	26.627	29.096	24.763	28.292	148.6
3	1'48.051	25.797	28.893	25.209	28.152	148.1
4	1'48.320	25.915	28.789	25.014	28.602	146.5
5	1'47.286	26.105	28.776	24.498	27.907	145.5
6	1'47.795	25.545	28.617	24.791	28.842	147.9
7	1'46.712	25.551	28.468	24.387	28.306	
8	1'47.385	25.864	28.515	24.776	28.230	146.5
9	1'48.906	25.758	30.329	24.828	27.991	
10	1'51.439	25.528	31.598	26.128	28.185	149.5
11	1'47.087	25.736	28.843	24.637	27.871	147.7
12	1'46.822	25.634	28.599	24.816	27.773	146.1
13	1'46.347	25.569	28.326	24.675	27.777	146.9
14	1'46.887	25.398	28.518	25.041	27.930	147.5
15	1'46.021	25.511	28.344	24.568	27.598	146.6
16	1'46.124	25.421	28.309	24.625	27.769	146.5
17	1'47.065	25.452	29.238	24.463	27.912	148.2

**26th 50 Colin ROSSI** Team Rossi SWI  
Runs=1 Total laps=17 Full laps=16

1	1'59.330	33.145	32.021	25.027	29.137	
---	----------	--------	--------	--------	--------	--

<b>Fastest Lap:</b> Max FRITZSCH	ADAC Sachsen Leistu GER	1'41.771	24.458	27.102	23.183	27.028
----------------------------------	-------------------------	----------	--------	--------	--------	--------

DORNA DATA PROCESSING TIMING SERVICE DORNA DATA PROCESSING TIMING SERVICE DORNA DATA PROCESSING TIMING SERVICE DORNA DATA PROCESSING TIMING SERVICE DORNA DATA PROCESSING TIMING SERVICE DORNA DATA PROCESSING TIMING SERVICE DORNA DATA PROCESSING TIMING SERVICE DORNA DATA PROCCESSS

# Qualifying Practice Nr. 2

**Junior**

Lap	Lap Time	T1	T2	T3	T4	Speed	Lap	Lap Time	T1	T2	T3	T4	Speed							
2	1'48.469	26.616	29.319	24.578	27.956	150.1	6	1'51.901 P	25.953	29.164	26.622	30.162	148.1							
3	1'48.982	26.001	29.706	25.255	28.020	154.4	7	5'10.252	3'47.688	29.191	25.407	27.966								
4	1'47.670	25.983	29.224	24.732	27.731	152.7	8	1'47.117	25.489	28.928	24.817	27.883								
5	1'47.553	25.512	29.053	25.393	27.595	153.7	9	1'46.695	25.352	28.452	25.073	27.818	153.6							
6	1'47.018	25.630	28.970	24.751	27.667	155.8	10	1'47.973	25.718	28.920	24.839	28.496	155.5							
7	1'46.377	25.307	29.006	24.524	27.540	154.4	11	1'47.080	25.387	28.303	25.110	28.280	150.8							
8	1'46.353	25.391	28.722	24.329	27.911	155.5	<b>unfinished</b>						25.850		147.9					
9	1'48.118	25.754	29.511	24.891	27.962	152.3	<b>30th 18 Kai ZENTNER</b>						ADAC Nordbaden e.V GER							
10	1'48.374	26.078	30.109	24.492	27.695	152.6	Runs=1						Total laps=17	Full laps=16						
11	1'46.288	25.591	28.753	24.510	27.434	152.3	1	2'10.486	43.521	31.352	26.931	28.682								
12	1'46.729	25.275	29.070	24.833	27.551	153.1	2	1'48.593	26.102	29.152	25.098	28.241	149.8							
13	1'47.662	25.739	28.852	25.345	27.726	149.2	3	1'48.853	26.050	29.163	25.149	28.491	151.4							
14	1'47.804	25.723	29.248	24.887	27.946	153.8	4	1'48.448	26.042	29.003	24.981	28.422	148.8							
15	1'46.980	25.652	28.804	24.700	27.824	152.8	5	1'46.996	25.600	28.865	24.548	27.983	154.6							
16	1'47.329	25.738	29.119	24.671	27.801	152.8	6	1'48.085	25.605	29.084	25.100	28.296	154.2							
17	1'47.247	25.847	29.073	24.610	27.717	153.6	7	1'48.221	25.685	28.736	25.867	27.933	153.1							
<b>27th 61 Marco SERRAO</b>							Team Serrao		SWI											
Runs=1							Total laps=16		Full laps=15											
1	2'21.416	46.008	32.338	31.166	31.904		8	1'46.936	25.387	28.709	24.814	28.026	154.9							
2	1'54.496	27.263	31.284	25.806	30.143	144.0	9	1'47.355	25.944	28.637	24.934	27.840	149.8							
3	2'01.715	25.845	36.026	30.866	28.978	145.2	10	1'47.165	26.019	28.485	24.773	27.888	149.7							
4	1'47.667	25.913	28.285	25.317	28.152	143.1	11	1'47.362	25.610	28.725	24.932	28.095	150.3							
5	1'47.155	25.638	28.521	24.972	28.024	144.3	12	1'47.685	25.367	29.106	24.903	28.309								
6	2'07.078	25.854	35.974	30.686	34.564	146.2	13	1'54.487	26.161	28.842	27.300	32.184	149.1							
7	1'46.914	25.917	28.456	24.638	27.903	145.5	14	1'48.931	27.761	29.011	24.592	27.567	127.4							
8	1'46.864	25.536	28.540	24.927	27.861	145.1	15	1'48.323	25.617	28.614	25.444	28.648								
9	1'56.294	25.939	30.191	29.181	30.983	144.2	16	1'47.579	25.632	28.809	24.797	28.341	149.6							
10	1'49.921	27.034	29.056	25.374	28.457	140.2	17	1'47.599	25.732	28.452	25.233	28.182	149.7							
11	1'49.626	25.624	29.041	26.396	28.565	145.7	<b>31st 21 Dirk FUHRMANN</b>							WSC-Neuss Racing T GER						
12	1'46.977	25.325	28.459	24.460	28.733	149.1	Runs=3							Total laps=14	Full laps=9					
13	1'47.965	26.293	28.708	25.002	27.962	144.2	1	2'38.650	50.056	40.237	32.466	35.891								
14	1'48.079	25.480	28.156	25.949	28.494	144.4	2	2'10.518	30.842	36.389	31.074	32.213	136.6							
15	1'46.932	25.631	28.651	24.869	27.781	143.9	3	2'00.308	29.041	32.548	27.953	30.766	139.8							
16	1'46.391	25.231	28.388	24.317	28.455	146.0	4	1'53.803	27.227	30.504	26.450	29.622	141.4							
<b>28th 19 Kevin RENTZSCH</b>							ADAC Racing Team A GER													
Runs=1							Total laps=17		Full laps=16											
1	2'08.328	41.177	31.356	26.762	29.033		5	1'52.117	26.888	29.589	26.507	29.133	141.9							
2	1'48.130	26.280	28.947	24.804	28.099	150.9	6	1'49.915	26.320	29.228	25.598	28.769	142.4							
3	1'49.371	26.441	29.508	25.215	28.207	151.5	7	1'47.289	25.727	28.797	24.664	28.101	148.0							
4	1'47.169	25.779	28.671	24.771	27.948	148.9	8	1'48.272	25.767	28.852	25.136	28.517	145.1							
5	1'46.986	25.638	28.748	24.823	27.777	150.0	9	1'52.385 P	25.987	28.920	25.624	31.854	143.7							
6	1'47.142	25.487	28.672	24.987	27.996	149.9	10	3'51.455	2'28.690	29.229	25.280	28.256								
7	1'47.648	25.484	28.673	25.365	28.126	149.9	11	1'49.342 P	25.982	29.232	24.810	29.318	144.2							
8	1'47.161	25.396	28.806	25.134	27.825	149.2	12	2'55.505	1'32.247	29.460	25.188	28.610								
9	1'47.159	25.526	28.861	24.821	27.951	150.5	13	1'47.476	25.774	28.554	24.867	28.281	143.3							
10	1'47.007	25.551	28.621	24.748	28.087	149.5	14	1'47.545	25.911	28.910	24.766	27.958	146.0							
11	1'49.887	26.668	29.292	25.678	28.249	151.3	<b>32nd 56 Mikael SAUSER</b>							Team Mik Sauser SWI						
12	1'47.014	26.211	28.434	24.532	27.837	148.3	Runs=2							Total laps=16	Full laps=13					
13	1'46.559	25.368	28.528	24.561	28.102	151.7	1	2'15.879	43.981	34.051	26.926	30.921								
14	1'47.192	25.491	28.923	24.674	28.104	150.3	2	1'53.483	27.132	30.790	26.452	29.109	148.9							
15	1'47.011	25.475	28.474	24.888	28.174	150.5	3	1'50.098	26.033	29.197	25.802	29.066	149.0							
16	1'47.098	25.639	28.667	24.844	27.948	149.9	4	1'49.839	26.027	29.070	25.204	29.538	150.8							
17	1'46.422	25.311	28.462	24.792	27.857	149.9	5	1'48.308	26.495	28.677	24.912	28.224	148.6							
<b>29th 60 Maik STRÄSSLE</b>							TKR Junior Team		SWI											
Runs=2							Total laps=12		Full laps=8											
1	2'23.661	55.248	32.726	26.281	29.406		6	1'49.410	25.803	28.973	26.073	28.561	153.5							
2	1'49.387	25.982	29.535	25.264	28.606	152.0	7	1'48.246	25.735	28.990	24.986	28.535	150.5							
3	1'49.007	25.628	29.367	25.001	29.011	151.8	8	1'53.380 P	25.685	29.221	25.020	33.454	151.6							
4	1'47.621	25.589	28.909	24.777	28.346	147.9	9	3'16.695	1'52.469	29.618	25.649	28.959								
5	1'47.394	25.333	28.513	25.064	28.484	152.2	10	1'49.506	26.054	30.266	24.920	28.266	150.0							
<b>30th 18 Kai ZENTNER</b>							ADAC Nordbaden e.V GER													
Runs=1							Total laps=17		Full laps=16											
1	2'10.486	43.521	31.352	26.931	28.682		11	1'48.052	25.546	28.903	25.325	28.278	154.4							
2	1'48.593	26.102	29.152	25.098	28.241	149.8	12	1'47.969	25.747	29.230	24.731	28.261	152.1							
3	1'48.853	26.050	29.163	25.149	28.491	151.4	13	1'48.085	25.936	28.839	25.193	28.117	150.7							
4	1'48.448	26.042	29.003	24.981	28.422	148.8	14	1'48.683	26.095	28.619	25.225	28.744	153.2							
5	1'46.996	25.600	28.865	24.548	27.983	154.6	15	1'47.294	25.662	28.527	24.876	28.229	150.6							
6	1'48.085	25.605	29.084	25.100	28.296	154.2	16	1'47.727	25.386	29.093	25.348	27.900	151.3							
7	1'48.221	25.685	28.736	25.867	27.933	153.1	<b>Fastest Lap:</b>							Max FRITZSCH	ADAC Sachsen Leistu GER	1'41.771	24.458	27.102	23.183	27.028
8	1'46.936	25.387	28.709	24.814	28.026	154.9	DORNA DATA PROCESSING TIMING SERVICE DORNA DATA PROCESSING TIMING SERVICE DORNA DATA PROCESSING TIMING SERVICE DORNA DATA PROCESSING TIMING SERVICE DORNA DATA PROCESSING TIMING SERVICE DORNA DATA PROCESSING TIMING SERVICE DORNA DATA PROCCESSS													
9	1'47.355	25.944	28.637	24.934	27.840	149.8														
10	1'47.165	26.019	28.485	24.773	27.888	149.7														
11	1'47.362	25.610	28.725	24.932	28.095	150.3														
12	1'47.685	25.367	29.106	24.903	28.309															
13	1'54.487	26.161	28.842	27.300	32.184	149.1														
14	1'48.931	27.761	29.011	24.592	27.567	127.4														
15	1'48.323	25.617	28.614	25.444	28.648															
16	1'47.579	25.632	28.809	24.797	28.341	149.6														
17	1'47.599	25.732	28.452	25.233	28.182	149.7														

# Qualifying Practice Nr. 2

# Junior

Lap	Lap Time	T1	T2	T3	T4	Speed	Lap	Lap Time	T1	T2	T3	T4	Speed
<b>33rd 25 Patrik ZUPANCIC</b> ADAC Pfalz e.V./Tea GER							EST						
Runs=1 Total laps=17 Full laps=16							Runs=1 Total laps=16 Full laps=15						
1	2'05.215	36.809	32.309	26.048	30.049		1	2'14.089	36.651	35.785	29.819	31.834	
2	1'50.448	27.025	29.519	25.296	28.608	149.3	2	1'54.954	27.739	31.157	26.644	29.414	145.7
3	1'50.426	26.997	29.427	25.392	28.610	149.2	3	1'53.527	27.131	30.580	26.103	29.713	142.9
4	1'48.762	26.424	29.097	24.707	28.534	150.9	4	1'50.886	26.362	29.654	26.079	28.791	147.7
5	1'48.702	26.376	29.126	24.829	28.371	148.0	5	1'51.663	26.863	29.916	25.988	28.896	145.9
6	1'48.439	26.133	28.834	25.125	28.347	154.2	6	1'52.308	26.751	29.495	26.538	29.524	144.5
7	1'49.424	26.203	29.058	25.466	28.697	152.3	7	1'51.876	27.629	29.780	25.602	28.865	139.3
8	1'48.644	26.376	28.985	24.920	28.363	148.9	8	1'49.876	26.499	29.142	25.573	28.662	144.5
9	1'47.842	25.937	28.951	24.758	28.196	150.6	9	1'49.948	26.249	29.393	25.795	28.511	145.1
10	1'48.220	26.576	28.939	24.644	28.061	149.4	10	1'49.675	26.174	29.049	25.437	29.015	147.0
11	1'48.446	26.233	28.937	24.893	28.383	149.4	11	1'49.563	26.198	29.309	25.469	28.587	148.9
12	1'48.594	26.117	28.933	25.119	28.425	150.5	12	1'50.217	26.197	29.262	26.078	28.680	145.2
13	1'48.868	26.071	29.351	25.016	28.430	150.6	13	1'49.228	26.113	29.295	25.405	28.415	146.1
14	1'47.566	26.197	28.978	24.513	27.878	147.6	14	1'49.982	26.046	29.876	25.428	28.632	146.9
15	1'48.343	26.192	28.599	25.070	28.482	150.3	15	1'49.213	26.292	28.799	25.544	28.578	144.4
16	1'47.558	26.143	28.695	24.493	28.227	148.6	16	1'49.437	26.318	29.099	25.656	28.364	145.1
17	1'47.737	26.236	28.809	24.731	27.961	147.9	17	1'49.041	25.998	29.179	25.563	28.301	149.8
<b>34th 59 Ricardo VAN DUIJN</b> TheDune Racing NED													
Runs=1 Total laps=17 Full laps=16													
1	2'08.786	38.504	33.182	26.998	30.102		1	2'14.491	42.490	32.184	29.015	30.802	
2	1'49.745	26.389	29.340	25.500	28.516	150.5	2	1'55.806	27.483	31.102	27.081	30.140	139.4
3	1'50.519	26.051	29.345	26.202	28.921	148.8	3	1'50.393	26.606	29.158	25.565	29.064	143.9
4	1'49.328	25.899	29.047	26.102	28.280	152.7	4	1'50.438	26.547	29.172	25.818	28.901	142.4
5	1'50.515	26.174	29.563	25.812	28.966	150.4	5	1'50.850	26.432	29.123	26.330	28.965	145.5
6	1'50.783	26.255	29.431	26.180	28.917	145.7	6	1'50.213	26.438	28.880	25.784	29.111	142.7
7	1'48.123	25.842	28.613	25.417	28.251	149.5	7	1'50.787	26.511	28.834	26.172	29.270	142.4
8	1'51.419	25.743	30.829	26.015	28.832	148.4	8	1'51.845	26.691	29.059	26.516	29.579	141.3
9	1'50.097	25.907	29.073	25.463	29.654	147.5	9	1'51.619	26.737	29.160	26.475	29.247	140.5
10	1'51.089	27.013	29.112	26.082	28.882	139.5	10	1'53.693	26.493	28.978	26.674	31.548	142.3
11	1'51.503	26.018	29.301	26.121	30.063	146.9	11	1'50.776	26.840	28.957	25.957	29.022	140.1
12	1'50.632	27.104	29.117	25.896	28.515	137.2	12	1'50.469	26.150	28.942	25.762	29.615	141.8
13	1'49.577	25.820	29.258	25.644	28.855	147.3	13	1'51.163	26.613	29.121	26.064	29.365	142.5
14	1'49.676	26.639	29.752	25.393	27.892	147.1	14	1'51.730	26.721	29.388	26.178	29.443	139.6
15	1'49.068	25.528	28.901	25.773	28.866	149.4	15	1'51.446	26.340	29.375	26.424	29.307	143.7
16	1'47.680	25.944	28.717	25.010	28.009	145.7	16	1'49.943	26.459	29.059	25.351	29.074	143.9
17	1'47.802	25.450	28.733	25.245	28.374	148.9							
<b>38th 28 Michael WAWRZYNI</b> Motorsport Club Augs GER													
Runs=1 Total laps=8 Full laps=6													
1	2'45.689	1'07.006	36.576	29.430	32.677		1	2'45.689	1'07.006	36.576	29.430	32.677	
2	1'56.875	29.300	30.948	26.982	29.645	134.3	2	1'56.875	29.300	30.948	26.982	29.645	134.3
3	1'54.382	27.514	30.347	27.033	29.488	143.1	3	1'54.382	27.514	30.347	27.033	29.488	143.1
4	1'55.983	27.123	30.549	28.347	29.964	143.8	4	1'55.983	27.123	30.549	28.347	29.964	143.8
5	1'52.379	26.693	30.835	25.731	29.120	141.5	5	1'52.379	26.693	30.835	25.731	29.120	141.5
6	1'50.481	26.506	29.578	25.473	28.924	143.7	6	1'50.481	26.506	29.578	25.473	28.924	143.7
7	1'51.205	26.460	29.865	25.591	29.289	144.3	7	1'51.205	26.460	29.865	25.591	29.289	144.3
8	1'57.117 P	27.593	30.219	25.221	34.084	143.4	8	1'57.117 P	27.593	30.219	25.221	34.084	143.4
<b>39th 23 Tim STADTMÜLLE</b> ADAC Württemberg e GER													
Runs=3 Total laps=15 Full laps=10													
1	2'41.614	56.635	38.819	32.793	33.367		1	2'41.614	56.635	38.819	32.793	33.367	
2	2'01.726	29.694	33.176	28.619	30.237	141.0	2	2'01.726	29.694	33.176	28.619	30.237	141.0
3	1'53.843	27.709	30.447	26.151	29.536	145.7	3	1'53.843	27.709	30.447	26.151	29.536	145.7
4	1'54.483	27.259	30.297	28.079	28.848	146.3	4	1'54.483	27.259	30.297	28.079	28.848	146.3
5	1'51.467	27.491	29.699	25.548	28.729	143.5	5	1'51.467	27.491	29.699	25.548	28.729	143.5
6	1'51.620	26.970	30.237	25.672	28.741	144.9	6	1'51.620	26.970	30.237	25.672	28.741	144.9
7	1'52.345	26.967	29.749	26.369	29.260	145.4	7	1'52.345	26.967	29.749	26.369	29.260	145.4
8	1'50.854	27.077	29.930	25.425	28.422	146.9	8	1'50.854	27.077	29.930	25.425	28.422	146.9
9	1'55.565 P	27.311	30.084	25.939	32.231	146.6	9	1'55.565 P	27.311	30.084	25.939	32.231	146.6
10	2'42.034	1'16.757	30.856	25.522	28.899		10	2'42.034	1'16.757	30.856	25.522	28.899	
11	1'51.878	26.981	30.331	25.609	28.957	145.1	11	1'51.878	26.981	30.331	25.609	28.957	145.1
12	1'57.278 P	27.248	30.803	25.669	33.558	145.2	12	1'57.278 P	27.248	30.803	25.669	33.558	145.2
13	3'06.652	1'38.426	32.971	26.059	29.196		13	3'06.652	1'38.426	32.971	26.059	29.196	
<b>36th 81 Toni THURMAYER</b> ADAC Team Nordbay GER													
Runs=1 Total laps=17 Full laps=16													
1	2'20.325	47.084	33.341	29.318	30.582								
2	1'54.462	26.993	31.567	26.800	29.102	148.2							
3	1'52.693	26.840	30.476	26.118	29.259	149.2							
4	1'50.997	26.616	29.865	25.804	28.712	149.9							
5	1'50.120	26.453	29.657	25.427	28.583	148.9							
6	1'49.911	26.370	29.210	25.505	28.826	148.6							
7	1'49.728	26.027	29.739	25.485	28.477	149.6							
8	1'50.220	26.291	29.368	25.728	28.833	148.4							
9	1'50.183	26.284	29.830	25.368	28.701	147.6							
10	1'49.968	25.938	29.275	25.291	29.464	149.2							
11	1'48.805	26.021	29.109	25.226	28.449	148.3							
12	1'50.524	26.091	30.004	25.708	28.721	148.3							
13	1'49.040	25.982	29.182	25.166	28.710	149.9							
14	1'50.062	26.031	29.636	25.344	29.051	147.5							
15	1'49.367	26.107	29.274	25.259	28.727	147.5							
16	1'49.455	26.272	29.303	25.216	28.664	147.5							
17	1'48.331	26.287	28.865	24.929	28.250	148.5							

**Fastest Lap:** Max FRITZSCH ADAC Sachsen Leistu GER **1'41.771** 24.458 27.102 23.183 27.028

DORNA DATA PROCESSING TIMING SERVICE DORNA DATA PROCESSING TIMING SERVICE DORNA DATA PROCESSING TIMING SERVICE DORNA DATA PROCESSING TIMING SERVICE DORNA DATA PROCESSING TIMING SERVICE DORNA DATA PROCESSING TIMING SERVICE DORNA DATA PROCESSING TIMING SERVICE DORNA DATA PROCCESSS

# Qualifying Practice Nr. 2

Junior

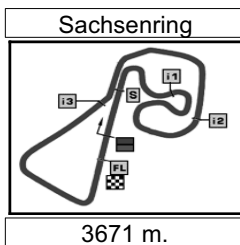
Lap	Lap Time	T1	T2	T3	T4	Speed	Lap	Lap Time	T1	T2	T3	T4	Speed
14	<b>1'53.495</b>	27.258	30.630	26.034	29.573	146.3	1	2'39.371	52.317	39.313	32.225	35.516	
15	<b>1'57.228</b>	27.959	31.046	28.258	29.965	144.9	2	<b>2'08.499</b>	31.061	35.678	29.452	32.308	138.0
<b>40th 31 Stefan WIDMANN</b> ADAC Südbaden e.V. GER							3	<b>2'01.377</b>	29.182	31.874	28.355	31.966	140.6
Runs=1 Total laps=4 Full laps=3							4	<b>1'58.960</b>	28.979	31.004	27.340	31.637	
1	2'56.734	1'24.241	32.969	29.196	30.328		5	<b>1'58.604</b>	29.070	30.885	27.411	31.238	140.5
2	<b>1'52.485</b>	27.928	30.134	<b>25.767</b>	<b>28.656</b>	134.7	6	<b>1'57.858</b>	28.752	30.686	27.227	31.193	140.0
3	<b>1'51.560</b>	27.252	29.737	25.833	28.738	<b>139.9</b>	7	<b>1'56.796</b>	27.945	<b>30.787</b>	27.002	31.062	<b>142.8</b>
4	<b>1'51.802</b>	<b>27.070</b>	<b>29.457</b>	25.885	29.390	137.3	8	1'57.080	27.906	<b>30.519</b>	27.806	30.849	140.9
<b>41st 51 Nina RUSSO</b> Vector Racing Team RUS							9	unfinished	28.065	30.928	28.374		141.8
Runs=1 Total laps=12 Full laps=10							10	6'03.615		32.959	28.109	30.584	
1	2'39.969	1'01.516	35.740	30.115	32.598		11	<b>1'56.112</b>	28.192	30.634	27.115	30.171	141.8
2	<b>2'01.163</b>	28.853	31.962	28.389	31.959	141.5	12	<b>1'57.712</b>	<b>27.889</b>	30.664	27.515	31.644	140.8
3	<b>2'00.037</b>	28.165	30.992	29.383	31.497	141.6	13	<b>1'56.309</b>	28.868	30.912	<b>26.848</b>	<b>29.681</b>	137.1
4	<b>1'59.230</b>	28.358	31.069	28.381	31.422	143.2	13	<b>1'57.023</b>	28.199	31.188	27.251	30.385	141.7
5	<b>1'57.856</b>	28.183	30.939	28.002	30.732	142.4	<b>45th 30 Kathi SCHWARTZ</b> ADAC Sport Team Sü GER						
6	<b>1'56.041</b>	27.396	30.726	27.583	30.336	143.6	Runs=1 Total laps=15 Full laps=14						
7	<b>1'54.283</b>	27.109	30.019	27.592	29.563	143.7	1	2'44.028	56.308	41.409	31.861	34.450	
8	<b>1'54.245</b>	27.177	29.961	27.232	29.875	145.2	2	<b>2'08.482</b>	31.423	33.999	29.847	33.213	132.4
9	<b>1'52.483</b>	26.940	<b>29.584</b>	<b>26.404</b>	<b>29.555</b>	145.3	3	<b>2'03.614</b>	29.992	33.229	28.441	31.952	140.3
10	<b>1'52.784</b>	<b>26.722</b>	29.717	26.651	29.694	144.8	4	<b>2'01.610</b>	29.149	32.344	28.409	31.708	140.6
11	<b>1'53.379</b>	27.006	29.843	26.507	30.023	146.0	5	<b>2'01.070</b>	28.577	32.834	28.342	31.317	146.7
12	2'00.850 P	27.086	30.018	27.763	35.983	<b>146.7</b>	6	<b>2'04.709</b>	28.447	33.056	32.220	30.986	<b>147.4</b>
<b>42nd 68 Ali BACAŞIZ</b> TUR							7	<b>1'58.838</b>	28.605	32.189	27.648	30.396	143.8
Runs=2 Total laps=15 Full laps=12							8	<b>1'58.191</b>	28.357	31.787	27.671	30.376	139.6
1	2'14.595	41.788	31.594	29.722	31.491		9	<b>1'57.845</b>	28.123	31.841	27.499	30.382	143.4
2	<b>1'56.448</b>	27.984	30.969	27.556	29.939	140.4	10	<b>1'58.401</b>	28.348	32.072	27.581	30.400	142.8
3	<b>1'53.761</b>	27.082	29.887	26.795	29.997	141.2	11	<b>1'59.103</b>	28.930	32.585	27.373	30.215	145.0
4	<b>1'54.433</b>	27.177	30.884	<b>26.623</b>	29.749	140.2	12	<b>1'57.789</b>	28.545	32.145	<b>26.944</b>	<b>30.155</b>	137.9
5	<b>1'52.746</b>	26.771	<b>29.535</b>	26.688	29.752	141.3	13	<b>1'57.555</b>	28.359	<b>31.496</b>	27.382	30.318	144.3
6	<b>1'54.756</b>	27.161	30.874	26.943	29.778	139.9	14	<b>1'57.677</b>	28.375	31.524	27.586	30.192	139.7
7	<b>1'54.015</b>	27.142	29.974	26.922	29.977	139.2	15	<b>1'56.766</b>	<b>27.821</b>	31.567	27.125	30.253	140.9
8	1'58.250 P	27.080	30.657	28.154	32.359	138.6	<b>43rd 52 Nastassja RUSSO</b> Vector Racing Team RUS						
9	4'00.192	2'32.786	30.539	26.949	29.918		Runs=1 Total laps=15 Full laps=13						
10	<b>1'53.915</b>	27.016	30.353	26.799	29.747	139.3	1	2'39.163	1'00.897	34.799	30.772	32.695	
11	<b>1'53.532</b>	26.637	30.129	26.828	29.938	141.2	2	<b>1'58.027</b>	27.611	31.017	28.427	30.972	142.6
12	<b>1'54.387</b>	26.820	31.132	26.873	<b>29.562</b>	141.7	3	<b>1'58.908</b>	27.446	31.597	28.134	31.731	144.9
13	<b>1'52.746</b>	26.592	29.754	26.831	29.569	141.2	4	<b>1'57.946</b>	27.565	30.623	28.427	31.331	144.2
14	<b>1'58.187</b>	<b>26.582</b>	34.425	27.397	29.783	<b>143.0</b>	5	<b>1'56.252</b>	26.954	30.505	27.736	31.057	148.5
15	<b>1'53.926</b>	26.985	30.382	26.983	29.576	139.8	6	<b>1'56.579</b>	27.125	30.275	27.948	31.231	145.6
<b>44th 27 Florian NEUBAUER</b> ADAC GER							7	<b>1'56.354</b>	26.804	31.105	27.860	30.585	<b>150.5</b>
Runs=2 Total laps=14 Full laps=10							8	<b>1'56.162</b>	26.791	30.570	27.908	30.893	146.5
1	2'39.163	1'00.897	34.799	30.772	32.695		9	<b>1'55.942</b>	<b>26.455</b>	30.932	27.761	30.794	147.7
2	<b>1'58.027</b>	27.611	31.017	28.427	30.972	142.6	10	<b>1'56.565</b>	27.453	31.175	27.681	30.256	147.2
3	<b>1'58.908</b>	27.446	31.597	28.134	31.731	144.9	11	<b>1'54.875</b>	26.659	30.707	27.143	30.366	148.2
4	<b>1'57.946</b>	27.565	30.623	28.427	31.331	144.2	12	<b>1'55.349</b>	27.368	<b>30.106</b>	27.431	30.444	148.1
5	<b>1'56.252</b>	26.954	30.505	27.736	31.057	148.5	13	<b>1'55.082</b>	26.747	31.043	<b>27.103</b>	<b>30.189</b>	148.1
6	<b>1'56.579</b>	27.125	30.275	27.948	31.231	145.6	14	<b>1'55.010</b>	26.965	30.328	27.276	30.441	145.7
7	<b>1'56.354</b>	26.804	31.105	27.860	30.585	<b>150.5</b>	15	2'01.566 P	27.051	30.888	28.819	34.808	149.4
8	<b>1'56.162</b>	26.791	30.570	27.908	30.893	146.5	<b>Fastest Lap:</b> Max FRITZSCH ADAC Sachsen Leistu GER <b>1'41.771</b> 24.458 27.102 23.183 27.028						
9	<b>1'55.942</b>	<b>26.455</b>	30.932	27.761	30.794	147.7	DORNA DATA PROCESSING TIMING SERVICE DORNA DATA PROCESSING TIMING SERVICE DORNA DATA PROCESSING TIMING SERVICE DORNA DATA PROCESSING TIMING SERVICE DORNA DATA PROCESSING TIMING SERVICE DORNA DATA PROCESSING TIMING SERVICE DORNA DATA PROCESSING TIMING SERVICE DORNA DATA PROCCESSS						
10	<b>1'56.565</b>	27.453	31.175	27.681	30.256	147.2							
11	<b>1'54.875</b>	26.659	30.707	27.143	30.366	148.2							
12	<b>1'55.349</b>	27.368	<b>30.106</b>	27.431	30.444	148.1							
13	<b>1'55.082</b>	26.747	31.043	<b>27.103</b>	<b>30.189</b>	148.1							
14	<b>1'55.010</b>	26.965	30.328	27.276	30.441	145.7							
15	2'01.566 P	27.051	30.888	28.819	34.808	149.4							

**Fastest Lap:** Max FRITZSCH ADAC Sachsen Leistu GER **1'41.771** 24.458 27.102 23.183 27.028









Computerised results and timing service provided by **TISSOT**

**Junior**

**eni MOTORRAD GRAND PRIX DEUTSCHLAND**

**Race**

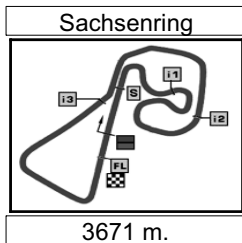
**Fastest Lap of Each Rider**

**23**

	Rider	Nation	Team	Motorcycle	Time	Lap Total	Gap
1	2 <b>Max FRITZSCH</b>	GER	ADAC Sachsen Leistungszentr	APRILIA	<b>1'41.990</b>	11 15	
2	1 <b>Klaus HEIDEL</b>	GER	ADAC Sachsen Leistungszentr	APRILIA	<b>1'42.078</b>	4 15	0.088 0.088
3	58 <b>Lukas WIMMER</b>	AUT	ADAC Team Sachsenring	APRILIA	<b>1'42.221</b>	9 15	0.231 0.143
4	17 <b>Manou ANTWEILER</b>	GER	ADAC Team Hansa e.V.	APRILIA	<b>1'42.279</b>	9 15	0.289 0.058
5	8 <b>Maximilian ECKNER</b>	GER	Racing Team Germany	APRILIA	<b>1'42.454</b>	9 15	0.464 0.175
6	10 <b>Tom BUSCH</b>	GER	ADAC Racing Team AMC Sach	APRILIA	<b>1'42.802</b>	5 15	0.812 0.348
7	14 <b>Tobias BLINTEN</b>	GER	ADAC Nordrhein Sport Team	APRILIA	<b>1'43.466</b>	2 15	1.476 0.664
8	7 <b>Dominik ENGELEN</b>	GER	Racing Team Germany/ADAC	APRILIA	<b>1'43.757</b>	2 15	1.767 0.291
9	16 <b>Christoph BEINLICH</b>	GER	Beinlich Racing Team	APRILIA	<b>1'44.197</b>	10 15	2.207 0.440
10	12 <b>Julian PUFFE</b>	GER	Beinlich Racing Team	APRILIA	<b>1'44.346</b>	13 15	2.356 0.149
11	65 <b>Alex RADMAN</b>	CRO		APRILIA	<b>1'44.550</b>	4 8	2.560 0.204
12	67 <b>Michel EIGENMANN</b>	SWI		APRILIA	<b>1'44.614</b>	4 8	2.624 0.064
13	24 <b>Tobias HINZE</b>	GER	ADAC Niedersachsen/Sachsen	APRILIA	<b>1'44.667</b>	2 15	2.677 0.053
14	3 <b>Fabio FRANKENBERGER</b>	GER	ADAC Team Nordbayern e.V.	APRILIA	<b>1'44.685</b>	4 7	2.695 0.018
15	63 <b>Philippe VON GUNTEN</b>	SWI	TKR Junior Team	APRILIA	<b>1'44.685</b>	4 15	2.695
16	57 <b>Lukas VON GUNTEN</b>	SWI	ADAC Team Sachsenring	APRILIA	<b>1'44.802</b>	10 15	2.812 0.117
17	32 <b>Patrick NEUBER</b>	GER	ADAC Sachsen e.V.	APRILIA	<b>1'44.838</b>	5 15	2.848 0.036
18	19 <b>Kevin RENTZSCH</b>	GER	ADAC Racing Team AMC Sach	APRILIA	<b>1'44.926</b>	11 15	2.936 0.088
19	54 <b>Thomas GRADINGER</b>	AUT		APRILIA	<b>1'44.926</b>	13 15	2.936
20	60 <b>Maik STRÄSSLE</b>	SWI	TKR Junior Team	APRILIA	<b>1'45.020</b>	15 15	3.030 0.094
21	4 <b>Nico TIETZE</b>	GER	ADAC Team Sachsenring	APRILIA	<b>1'45.087</b>	4 7	3.097 0.067
22	15 <b>Adrian LAMBART</b>	GER	ADAC Team Nordbayern e.V.	APRILIA	<b>1'45.120</b>	12 15	3.130 0.033
23	18 <b>Kai ZENTNER</b>	GER	ADAC Nordbaden e.V.	APRILIA	<b>1'45.157</b>	10 15	3.167 0.037
24	11 <b>Max MAURISCHAT</b>	GER	ADAC Team Hansa e.V.	APRILIA	<b>1'45.442</b>	13 15	3.452 0.285
25	56 <b>Mikael SAUSER</b>	SWI	Team Mik Sauser	APRILIA	<b>1'45.630</b>	10 10	3.640 0.188
26	64 <b>Jeffrey JANSEN</b>	NED		APRILIA	<b>1'45.650</b>	3 8	3.660 0.020
27	61 <b>Marco SERRAO</b>	SWI	Team Serrao	APRILIA	<b>1'45.907</b>	12 15	3.917 0.257
28	21 <b>Dirk FUHRMANN</b>	GER	WSC-Neuss Racing Team/ADA	APRILIA	<b>1'46.107</b>	12 15	4.117 0.200
29	53 <b>Adrien PITTET</b>	SWI	TKR Junior Team	APRILIA	<b>1'46.477</b>	3 15	4.487 0.370
30	25 <b>Patrik ZUPANCIC</b>	GER	ADAC Pfalz e.V./Team Motorra	APRILIA	<b>1'46.590</b>	6 15	4.600 0.113
31	26 <b>Daniel GEBHARDT</b>	GER	ADAC Team Nordbayern e.V.	APRILIA	<b>1'47.784</b>	13 14	5.794 1.194
32	28 <b>Michael WAWRZYNIAK</b>	GER	Motorsport Club Augsburg e.V.	APRILIA	<b>1'48.017</b>	14 14	6.027 0.233
33	55 <b>Endri PIIRSALU</b>	EST		APRILIA	<b>1'48.344</b>	10 14	6.354 0.327
34	59 <b>Ricardo VAN DUIJN</b>	NED	TheDune Racing	APRILIA	<b>1'48.382</b>	4 14	6.392 0.038
35	81 <b>Toni THURMAYER</b>	GER	ADAC Team Nordbayern e.V.	APRILIA	<b>1'48.713</b>	9 14	6.723 0.331
36	9 <b>Sophie BRÜCKNER</b>	GER	ADAC Sachsen e.V.	APRILIA	<b>1'49.665</b>	1 1	7.675 0.952
37	22 <b>Susi STEIBL</b>	GER	ADAC Team Nordbayern e.V.	APRILIA	<b>1'49.686</b>	3 6	7.696 0.021
38	29 <b>Daniel FRENZEL</b>	GER	ADAC Sachsen e.V.	APRILIA	<b>1'49.704</b>	1 1	7.714 0.018
39	23 <b>Tim STADTMÜLLER</b>	GER	ADAC Württemberg e.V.	APRILIA	<b>1'50.292</b>	6 14	8.302 0.588
40	68 <b>Ali BACAŞIZ</b>	TUR		APRILIA	<b>1'52.023</b>	10 14	10.033 1.731
41	52 <b>Nastassja RUSSO</b>	RUS	Vector Racing Team	APRILIA	<b>1'52.549</b>	8 14	10.559 0.526
42	51 <b>Nina RUSSO</b>	RUS	Vector Racing Team	APRILIA	<b>1'52.674</b>	11 14	10.684 0.125
43	27 <b>Florian NEUBAUER</b>	GER	ADAC	APRILIA	<b>1'54.872</b>	14 14	12.882 2.198
44	30 <b>Kathi SCHWARTZ</b>	GER	ADAC Sport Team Südbayern	APRILIA	<b>1'58.507</b>	13 13	16.517 3.635

DORNA DATA PROCESSING TIMING SERVICE DORNA DATA PROCESSING TIMING SERVICE DORNA DATA PROCESSING TIMING SERVICE DORNA DATA PROCESSING TIMING SERVICE DORNA DATA PROCESSING TIMING SERVICE DORNA DATA PROCESSING TIMING SERVICE DORNA DATA PROCCESSS





Computerised results and timing service provided by **TISSOT**

# Junior

## Sachsenring MOTORRAD GRAND PRIX DEUTSCHLAND

### Race

### Chronological Analysis of Performances

25

P Crossing the finish line in pit lane		T1 Time from finish line to 1st intermediate				T2 Time from 1st intermed. to 2nd intermed.				T3 Time from 2nd intermed. to 3rd intermed.				T4 Time from 3rd intermediate to finish line			
Lap	Lap Time	T1	T2	T3	T4	Speed	Lap	Lap Time	T1	T2	T3	T4	Speed				
<b>1st</b>	<b>2</b>	<b>Max FRITZSCH</b>				ADAC Sachsen Leistu GER				<b>15</b>	<b>1'42.997</b>	24.371	27.410	24.118	27.098	154.1	
1	<b>1'43.861</b>	24.942	27.603	23.875	27.441		<b>4th</b>	<b>1</b>	<b>Klaus HEIDEL</b>				ADAC Sachsen Leistu GER				
2	<b>1'43.092</b>	24.630	27.389	23.773	27.300	153.1	1	<b>1'45.093</b>	25.886	27.946	23.776	27.485					
3	<b>1'42.630</b>	24.524	27.318	23.740	27.048	152.6	2	<b>1'43.102</b>	24.963	27.342	23.584	27.213	156.4				
4	<b>1'42.611</b>	24.649	27.241	23.676	27.045	153.3	3	<b>1'42.620</b>	24.753	27.413	<b>23.415</b>	27.039	159.3				
5	<b>1'42.305</b>	24.611	27.188	<b>23.590</b>	26.916	152.2	4	<b>1'42.078</b>	<b>24.374</b>	27.279	23.570	26.855	<b>160.3</b>				
6	<b>1'42.182</b>	24.416	27.154	23.778	26.834	153.7	5	<b>1'43.136</b>	25.054	27.215	23.480	27.387	152.0				
7	<b>1'42.499</b>	24.435	27.388	23.611	27.065	154.7	6	<b>1'42.818</b>	24.625	27.253	23.944	26.996	156.0				
8	<b>1'42.114</b>	<b>24.295</b>	27.328	23.676	<b>26.815</b>	154.6	7	<b>1'42.828</b>	24.475	27.161	24.233	26.959	153.3				
9	<b>1'42.791</b>	24.517	27.453	23.801	27.020	152.8	8	<b>1'42.513</b>	24.543	<b>27.098</b>	23.953	26.919	151.6				
10	<b>1'43.178</b>	24.465	<b>27.233</b>	24.343	27.137	152.7	9	<b>1'42.400</b>	24.567	<b>27.015</b>	23.938	26.880	151.4				
11	<b>1'41.990</b>	24.335	<b>27.099</b>	23.697	26.859	153.1	10	<b>1'43.021</b>	24.620	27.082	23.964	27.355	151.6				
12	<b>1'42.343</b>	24.395	27.171	23.879	26.898	153.2	11	<b>1'43.972</b>	24.840	27.252	24.112	<b>27.768</b>	153.7				
13	<b>1'42.269</b>	24.369	27.271	23.687	26.942	153.4	12	<b>1'43.171</b>	24.933	27.342	24.166	<b>26.730</b>	152.8				
14	<b>1'42.776</b>	24.721	27.351	23.660	27.044	<b>154.9</b>	13	<b>1'43.279</b>	24.525	27.351	24.012	27.391	156.7				
15	<b>1'44.426</b>	24.396	27.481	24.150	28.399	154.7	14	<b>1'43.216</b>	24.795	27.138	23.993	27.290	158.4				
<b>2nd</b>	<b>58</b>	<b>Lukas WIMMER</b>				ADAC Team Sachsen AUT				<b>15</b>	<b>1'42.801</b>	24.452	27.137	24.016	27.196	159.5	
1	<b>1'44.581</b>	25.379	27.898	23.799	27.505		<b>5th</b>	<b>17</b>	<b>Manou ANTWEILER</b>				ADAC Team Hansa e. GER				
2	<b>1'43.290</b>	24.545	27.650	23.712	27.383	156.4	1	<b>1'45.330</b>	25.678	28.382	24.137	<b>27.133</b>					
3	<b>1'42.500</b>	24.639	27.511	23.418	26.932	155.9	2	<b>1'42.679</b>	24.501	27.420	23.377	27.381	157.8				
4	<b>1'42.878</b>	24.568	27.440	23.515	27.355	156.3	3	<b>1'42.676</b>	24.290	27.348	23.725	27.313	156.6				
5	<b>1'42.695</b>	24.548	<b>27.291</b>	<b>23.376</b>	27.480	<b>159.1</b>	4	<b>1'42.775</b>	24.659	27.401	<b>23.439</b>	27.276	158.5				
6	<b>1'43.245</b>	24.224	27.435	24.007	27.579	156.7	5	<b>1'42.877</b>	24.730	<b>27.272</b>	<b>23.258</b>	27.617	154.3				
7	<b>1'43.583</b>	24.386	27.638	23.988	27.571	158.1	6	<b>1'43.066</b>	24.544	27.334	23.738	27.450	156.0				
8	<b>1'42.672</b>	24.252	27.607	23.894	<b>26.919</b>	158.7	7	<b>1'43.201</b>	24.567	27.518	23.680	27.436	155.0				
9	<b>1'42.221</b>	24.285	27.312	23.588	27.036	157.4	8	<b>1'43.187</b>	24.603	27.586	23.855	27.143	154.0				
10	<b>1'42.488</b>	24.224	27.424	23.595	27.245	156.6	9	<b>1'42.279</b>	24.439	<b>27.162</b>	23.408	27.270	155.0				
11	<b>1'43.317</b>	24.448	27.510	23.797	27.562	158.1	10	<b>1'42.679</b>	24.372	27.294	23.362	27.651	154.6				
12	<b>1'42.888</b>	24.397	27.488	23.897	27.106	156.4	11	<b>1'42.826</b>	24.327	27.287	23.548	27.664	155.6				
13	<b>1'43.547</b>	24.658	27.468	24.004	27.417	155.4	12	<b>1'43.033</b>	24.708	27.362	23.820	27.143	154.1				
14	<b>1'43.053</b>	24.167	27.467	23.985	27.434	156.2	13	<b>1'43.548</b>	24.762	27.460	24.046	27.280	155.6				
15	<b>1'42.656</b>	<b>24.083</b>	27.379	23.966	27.228	157.9	14	<b>1'42.661</b>	<b>24.160</b>	27.308	23.996	27.197	<b>159.2</b>				
<b>3rd</b>	<b>8</b>	<b>Maximilian ECKNE</b>				Racing Team German GER				<b>15</b>	<b>1'43.529</b>	24.575	27.284	23.789	27.881	153.5	
1	<b>1'44.888</b>	25.122	27.742	24.215	27.809		<b>6th</b>	<b>10</b>	<b>Tom BUSCH</b>				ADAC Racing Team A GER				
2	<b>1'42.882</b>	24.687	27.478	23.528	27.189	154.1	1	<b>1'46.144</b>	26.108	28.053	24.776	27.207					
3	<b>1'42.777</b>	24.934	27.597	<b>23.270</b>	26.976	152.5	2	<b>1'43.242</b>	24.640	27.682	23.883	27.037	<b>156.1</b>				
4	<b>1'42.571</b>	<b>24.236</b>	27.430	23.661	27.244	<b>158.3</b>	3	<b>1'43.186</b>	24.646	27.581	<b>23.817</b>	27.142	154.5				
5	<b>1'42.716</b>	24.292	27.399	23.770	27.255	156.0	4	<b>1'43.220</b>	24.584	27.552	23.931	27.153	154.8				
6	<b>1'43.315</b>	24.662	27.360	23.837	27.456	153.1	5	<b>1'42.802</b>	24.467	27.404	23.934	26.997	155.4				
7	<b>1'43.044</b>	24.678	27.517	23.992	26.857	153.8	6	<b>1'43.610</b>	24.733	27.601	24.130	27.146	155.9				
8	<b>1'43.124</b>	24.507	27.687	23.883	27.047	152.0	7	<b>1'43.140</b>	<b>24.404</b>	27.444	24.305	<b>26.987</b>	156.1				
9	<b>1'42.454</b>	24.646	<b>27.257</b>	23.711	<b>26.840</b>	152.5	8	<b>1'43.789</b>	24.443	27.467	24.582	27.297	155.3				
10	<b>1'42.886</b>	24.334	27.374	23.524	27.654	157.6	9	<b>1'43.387</b>	24.520	<b>27.367</b>	24.085	27.415	154.7				
11	<b>1'42.703</b>	24.608	27.434	23.400	27.261	155.1	10	<b>1'44.245</b>	24.836	27.706	24.265	27.438	152.0				
12	<b>1'43.131</b>	24.671	27.476	23.813	27.171	152.0	11	<b>1'44.940</b>	24.728	27.812	24.539	27.861	154.4				
13	<b>1'43.292</b>	24.349	27.599	24.100	27.244	156.1	12	<b>1'44.341</b>	24.797	27.644	24.242	27.658	153.0				
14	<b>1'43.073</b>	24.706	27.376	23.843	27.148	152.6											

**Fastest Lap:** **1'41.990** 24.335 27.099 23.697 26.859

DORNA DATA PROCESSING TIMING SERVICE DORNA DATA PROCESSING TIMING SERVICE DORNA DATA PROCESSING TIMING SERVICE DORNA DATA PROCESSING TIMING SERVICE DORNA DATA PROCESSING TIMING SERVICE DORNA DATA PROCESSING TIMING SERVICE DORNA DATA PROCCESSS

## Race

## Junior

Lap	Lap Time	T1	T2	T3	T4	Speed	Lap	Lap Time	T1	T2	T3	T4	Speed
13	1'44.074	24.829	27.553	24.395	27.297	152.0	4	1'46.332	25.271	28.370	24.816	27.875	151.4
14	1'44.241	24.742	27.860	24.356	27.283	152.9	5	1'45.874	25.098	28.233	24.466	28.077	155.3
15	1'46.077	25.619	28.432	24.576	27.450	153.5	6	1'45.787	25.526	28.274	24.239	27.748	152.5
<b>7th</b> <b>7</b>	<b>Dominik ENGELEN</b> Racing Team German GER												
1	1'47.006	26.394	28.659	24.648	27.305		7	1'46.382	24.988	28.356	25.064	27.974	154.8
2	1'43.757	24.777	27.699	24.037	27.244	155.0	8	1'46.295	25.152	28.460	24.755	27.928	152.6
3	1'44.385	24.900	27.765	24.247	27.473	152.4	9	1'46.594	25.257	28.514	24.867	27.956	153.7
4	1'44.472	24.799	27.808	24.521	27.344	153.0	10	1'46.097	25.302	28.251	24.722	27.822	150.9
5	1'44.081	24.795	27.564	24.390	27.332	153.1	11	1'46.895	25.323	28.478	25.127	27.967	150.1
6	1'44.736	24.777	27.895	24.460	27.604	153.6	12	1'45.937	25.284	28.319	24.447	27.887	151.2
7	1'44.287	24.701	27.737	24.394	27.455	153.9	13	1'45.442	25.304	28.177	24.327	27.634	151.6
8	1'44.175	24.642	27.769	24.522	27.242	154.5	14	1'46.315	25.837	28.032	24.376	28.070	150.3
9	1'44.549	24.749	27.708	24.602	27.490	153.1	15	1'46.758	25.241	28.905	24.846	27.766	156.5
10	1'44.585	24.697	27.738	24.547	27.603	152.4	<b>11th</b> <b>63</b>	<b>Philippe VON GUNT</b> TKR Junior Team SWI					
11	1'44.667	24.564	27.836	24.879	27.388	154.0	1	1'50.678	27.812	29.635	24.756	28.475	
12	1'44.475	24.521	27.790	24.626	27.538	153.8	2	1'46.348	25.748	28.290	24.670	27.640	151.0
13	1'44.863	24.794	27.749	24.713	27.607	152.0	3	1'45.665	24.928	28.208	24.887	27.642	152.7
14	1'44.844	24.671	27.899	24.845	27.429	152.2	4	1'44.685	25.254	28.033	24.010	27.388	151.9
15	1'44.966	24.728	27.822	24.967	27.449	152.6	5	1'45.117	25.305	28.020	24.170	27.622	153.8
<b>8th</b> <b>14</b>	<b>Tobias BLINTEN</b> ADAC Nordrhein Spor GER												
1	1'47.479	27.476	28.606	24.330	27.067		6	1'45.796	25.159	28.151	24.564	27.922	149.6
2	1'43.466	25.076	27.619	23.766	27.005	156.7	7	1'46.370	25.056	28.171	24.978	28.165	152.0
3	1'44.319	25.037	27.660	24.125	27.497	156.1	8	1'46.458	25.237	28.290	24.897	28.034	150.5
4	1'44.857	25.058	27.586	24.613	27.600	154.9	9	1'46.426	25.364	28.318	24.809	27.935	150.1
5	1'43.959	24.934	27.916	23.774	27.335	156.0	10	1'46.411	25.377	28.106	24.983	27.945	150.1
6	1'44.579	24.938	27.784	24.086	27.771	157.5	11	1'46.568	25.151	28.244	25.164	28.009	148.5
7	1'44.255	24.859	27.676	24.114	27.606	159.3	12	1'45.995	25.574	28.071	24.576	27.774	147.1
8	1'44.311	25.005	27.825	23.970	27.511	158.9	13	1'45.535	25.352	28.024	24.508	27.651	149.1
9	1'44.752	25.004	27.901	24.338	27.509	157.8	14	1'45.596	25.390	27.882	24.594	27.730	151.2
10	1'44.125	24.708	27.720	24.110	27.587	155.6	15	1'47.236	25.581	29.172	24.840	27.643	148.4
11	1'44.700	25.037	27.996	24.266	27.401	155.0	<b>12th</b> <b>24</b>	<b>Tobias HINZE</b> ADAC Niedersachsen GER					
12	1'44.771	24.965	27.857	24.228	27.721	154.0	1	1'49.407	27.783	29.393	24.098	28.133	
13	1'44.686	25.066	27.906	24.067	27.647	155.8	2	1'44.667	24.939	27.829	23.865	28.034	155.8
14	1'44.970	25.099	27.861	24.324	27.686	156.6	3	1'46.337	25.478	27.910	24.765	28.184	153.2
15	1'44.749	24.898	27.900	24.455	27.496	157.6	4	1'45.719	25.372	28.145	24.760	27.442	153.0
<b>9th</b> <b>15</b>	<b>Adrian LAMBART</b> ADAC Team Nordbay GER												
1	1'48.209	27.208	28.709	24.652	27.640		5	1'46.172	24.988	28.098	24.948	28.138	153.6
2	1'45.485	25.097	27.841	24.410	28.137	154.5	6	1'46.924	25.738	28.175	24.414	28.597	150.0
3	1'46.776	25.349	28.220	24.971	28.236	149.9	7	1'46.570	24.865	27.862	25.044	28.799	154.7
4	1'45.593	25.142	28.238	24.412	27.801	151.3	8	1'45.626	25.074	27.917	24.954	27.681	155.6
5	1'46.344	25.225	28.041	24.902	28.176	152.5	9	1'46.446	25.163	28.384	24.726	28.173	154.5
6	1'45.292	25.046	27.837	24.466	27.943	152.8	10	1'46.496	25.156	28.100	24.969	28.271	152.2
7	1'45.268	25.147	27.766	24.416	27.939	151.1	11	1'46.095	24.902	28.238	25.033	27.922	151.5
8	1'45.382	25.305	27.957	24.365	27.755	150.8	12	1'45.759	25.386	28.237	24.502	27.634	149.5
9	1'45.886	25.224	27.880	24.726	28.056	151.1	13	1'45.774	25.175	27.955	24.980	27.664	150.1
10	1'45.610	25.257	28.036	24.530	27.787	150.7	14	1'45.865	25.250	27.850	24.726	28.039	151.8
11	1'45.501	25.069	27.819	24.802	27.811	151.4	15	1'47.170	25.493	28.721	25.088	27.868	154.1
12	1'45.120	25.068	27.948	24.337	27.767	156.5	<b>13th</b> <b>16</b>	<b>Christoph BEINLIC</b> Beinlich Racing Team GER					
13	1'45.372	25.170	27.961	24.521	27.720	150.9	1	1'51.182	28.338	29.880	24.509	28.455	
14	1'46.598	25.102	27.934	25.744	27.818	151.4	2	1'45.691	25.072	27.997	24.657	27.965	158.5
15	1'45.641	25.175	27.990	24.569	27.907	152.0	3	1'46.266	25.624	28.094	24.901	27.647	152.7
<b>10th</b> <b>11</b>	<b>Max MAURISCHAT</b> ADAC Team Hansa e. GER												
1	1'47.819	27.048	28.793	24.529	27.449		4	1'44.380	25.006	28.209	24.065	27.100	155.3
2	1'45.956	25.084	28.185	24.411	28.276	156.6	5	1'45.709	24.964	28.048	24.614	28.083	158.8
3	1'46.385	25.572	28.077	24.704	28.032	150.2	6	1'46.145	25.566	29.005	24.206	27.368	160.4
							7	1'46.357	25.577	27.948	24.630	28.202	153.9
							8	1'52.491	31.551	28.378	24.686	27.876	156.3
							9	1'46.932	25.454	28.326	25.644	27.508	153.3
							10	1'44.197	24.782	28.003	24.238	27.174	154.3
							11	1'44.338	24.554	27.760	24.473	27.551	156.8
							12	1'44.261	24.804	27.792	24.268	27.397	156.9

Fastest Lap:

1'41.990 24.335 27.099 23.697 26.859

DORNA DATA PROCESSING TIMING SERVICE DORNA DATA PROCESSING TIMING SERVICE DORNA DATA PROCESSING TIMING SERVICE DORNA DATA PROCESSING TIMING SERVICE DORNA DATA PROCESSING TIMING SERVICE DORNA DATA PROCESSING TIMING SERVICE DORNA DATA PROCESSING TIMING SERVICE DORNA DATA PROCESSING TIMING SERVICE DORNA DATA PROCESSES

**Race****Junior**

Lap	Lap Time	T1	T2	T3	T4	Speed	Lap	Lap Time	T1	T2	T3	T4	Speed		
13	1'44.201	24.848	27.695	24.220	27.438	154.7	4	1'46.185	25.791	28.278	24.332	27.784	151.2		
14	1'45.736	24.960	27.767	25.110	27.899	152.5	5	1'46.460	25.295	28.322	25.007	27.836	152.1		
15	1'49.104	25.059	29.605	26.382	28.058	153.9	6	1'47.293	26.177	28.474	24.973	27.669	141.8		
<b>14th</b>	<b>12</b>	<b>Julian PUFFE</b>					Beinlich Racing Team	GER	7	1'46.117	25.258	28.166	24.744	27.949	152.7
1	1'56.014	30.805	30.860	26.036	28.313		8	1'47.407	26.284	28.089	24.852	28.182	149.5		
2	1'47.766	25.668	29.234	25.103	27.761	151.9	9	1'46.458	25.478	28.193	24.745	28.042	152.7		
3	1'45.985	25.400	28.506	24.565	27.514	150.8	10	1'44.802	25.143	27.843	24.213	27.603	151.3		
4	1'45.550	25.225	28.406	24.368	27.551	152.5	11	1'45.591	25.420	27.693	24.423	28.055	151.9		
5	1'46.540	25.550	28.420	24.823	27.747	152.8	12	1'46.571	26.035	28.196	24.502	27.838	145.0		
6	1'45.758	25.393	28.265	24.517	27.583	150.0	13	1'46.533	25.550	28.210	24.773	28.000	148.6		
7	1'45.361	25.196	28.232	24.518	27.415	152.1	14	1'47.633	25.396	28.289	25.707	28.241	149.7		
8	1'45.383	25.608	28.172	24.444	27.159	152.3	15	1'47.185	25.403	28.564	25.308	27.910	149.6		
9	1'46.727	25.518	28.301	25.557	27.351	155.7	<b>18th</b>	<b>18</b>	<b>Kai ZENTNER</b>					ADAC Nordbaden e.V	GER
10	1'44.433	25.136	27.926	24.165	27.206	151.8	1	1'50.925	28.523	29.515	24.542	28.345			
11	1'45.830	25.761	28.227	24.433	27.409		2	1'47.262	26.057	28.745	24.559	27.901	157.9		
12	1'46.184	25.708	27.940	24.394	28.142	150.4	3	1'46.082	25.345	28.556	24.318	27.863	158.3		
13	1'44.346	25.064	27.839	24.272	27.171	157.2	4	1'46.186	25.392	28.363	24.429	28.002	155.3		
14	1'45.948	25.219	28.136	24.911	27.682	153.4	5	1'47.662	25.236	28.443	25.945	28.038	155.5		
15	1'46.317	25.352	28.185	24.766	28.014	152.8	6	1'47.115	25.272	28.535	25.052	28.256	156.5		
<b>15th</b>	<b>32</b>	<b>Patrick NEUBER</b>					ADAC Sachsen e.V.	GER	7	1'46.123	25.180	28.466	24.435	28.042	156.1
1	1'49.249	27.622	28.949	24.589	28.089		8	1'46.500	25.628	28.071	24.621	28.180	156.8		
2	1'47.524	26.177	28.348	24.750	28.249	158.9	9	1'46.119	25.693	28.145	24.483	27.798	154.3		
3	1'46.211	25.861	28.142	24.363	27.845	157.1	10	1'45.157	25.176	27.877	24.371	27.733	158.8		
4	1'45.501	25.352	28.354	24.198	27.597	160.9	11	1'46.843	25.822	28.271	24.975	27.775	153.0		
5	1'44.838	25.093	27.683	24.113	27.949	159.4	12	1'45.976	25.399	28.223	24.314	28.040	154.3		
6	1'46.675	25.586	29.276	24.326	27.487	158.5	13	1'45.766	25.342	28.011	24.627	27.786	156.9		
7	1'45.663	25.129	28.020	24.285	28.229	156.5	14	1'47.601	25.291	28.438	25.735	28.137	153.4		
8	1'48.436	27.170	28.374	24.953	27.939	155.6	15	1'47.309	25.353	28.646	25.227	28.083	153.7		
9	1'47.332	25.499	28.795	25.091	27.947	154.5	<b>19th</b>	<b>60</b>	<b>Maik STRÄSSLE</b>					TKR Junior Team	SWI
10	1'45.998	25.564	27.990	24.547	27.897	155.0	1	1'57.043	30.982	30.886	26.766	28.409			
11	1'45.962	25.100	28.025	24.852	27.985	158.8	2	1'50.544	26.030	29.825	26.558	28.131	158.4		
12	1'46.064	25.623	28.093	24.277	28.071	150.3	3	1'45.825	25.108	27.979	24.823	27.915	154.8		
13	1'45.870	25.118	28.280	24.902	27.570	155.2	4	1'45.564	25.077	28.143	24.696	27.648	154.8		
14	1'46.364	25.502	28.214	24.852	27.796	155.1	5	1'46.309	25.036	28.377	24.928	27.968	154.8		
15	1'47.140	25.617	28.229	24.692	28.602	158.0	6	1'45.516	24.854	27.965	25.068	27.629	154.7		
<b>16th</b>	<b>19</b>	<b>Kevin RENTZSCH</b>					ADAC Racing Team A	GER	7	1'45.394	24.975	27.885	24.807	27.727	155.3
1	1'51.493	28.936	29.657	24.763	28.137		8	1'47.150	25.238	27.883	25.081	28.948	155.8		
2	1'47.097	25.598	28.882	24.712	27.905	159.5	9	1'46.383	25.204	28.086	25.318	27.775	152.7		
3	1'46.096	25.262	28.377	24.644	27.813	154.3	10	1'45.988	25.042	27.996	25.084	27.866	153.0		
4	1'46.130	25.210	28.473	24.734	27.713	155.9	11	1'46.777	25.012	28.022	26.042	27.701	152.7		
5	1'46.774	25.275	28.380	25.322	27.797	157.5	12	1'45.027	24.904	27.840	24.760	27.523	153.3		
6	1'46.388	25.169	28.584	24.824	27.811	155.0	13	1'45.226	24.920	28.031	24.697	27.578	154.0		
7	1'46.485	24.979	28.474	24.728	28.304	152.9	14	1'45.238	25.020	27.909	24.819	27.490	153.5		
8	1'47.652	25.643	28.437	24.991	28.581	151.8	15	1'45.020	24.715	27.730	24.659	27.916	155.0		
9	1'45.627	25.045	28.187	24.752	27.643	154.9	<b>20th</b>	<b>54</b>	<b>Thomas GRADINGE</b>					AUT	
10	1'45.212	25.105	28.072	24.254	27.781	153.6	1	1'48.565	26.839	28.791	24.646	28.289			
11	1'44.926	25.231	27.936	24.380	27.379	152.2	2	1'45.228	25.180	27.883	24.202	27.963	157.8		
12	1'45.506	24.837	28.268	24.218	28.183	158.2	3	1'46.689	25.106	28.302	24.795	28.486	152.2		
13	1'46.134	25.020	28.372	24.816	27.926	153.0	4	1'46.200	25.654	28.001	24.816	27.729	154.8		
14	1'46.440	25.166	28.315	24.980	27.979	153.6	5	1'46.073	25.134	28.212	24.369	28.358	156.1		
15	1'47.239	24.890	28.392	24.495	29.462	154.3	6	1'46.037	25.665	28.085	24.247	28.040	152.0		
<b>17th</b>	<b>57</b>	<b>Lukas VON GUNTE</b>					ADAC Team Sachsen	SWI	7	1'46.341	24.965	28.112	25.073	28.191	156.5
1	1'51.567	28.986	29.641	24.904	28.036		8	1'46.348	25.137	28.251	25.342	27.618	158.5		
2	1'47.294	25.772	28.679	24.809	28.034	156.4	9	1'46.159	24.849	28.355	24.936	28.019	158.3		
3	1'45.504	25.487	28.119	24.443	27.455	152.2	10	1'46.062	24.821	28.067	25.376	27.798	154.8		
							11	2'01.339	38.552	29.157	25.472	28.158	154.2		
							12	1'45.461	24.925	28.047	24.797	27.692	153.6		

**Fastest Lap:****1'41.990** 24.335 27.099 23.697 26.859

DORNA DATA PROCESSING TIMING SERVICE DORNA DATA PROCESSING TIMING SERVICE DORNA DATA PROCESSING TIMING SERVICE DORNA DATA PROCESSING TIMING SERVICE DORNA DATA PROCESSING TIMING SERVICE DORNA DATA PROCESSING TIMING SERVICE DORNA DATA PROCESSING TIMING SERVICE DORNA DATA PROCESSING TIMING SERVICE DORNA DATA PROCESSES

Race

Junior

Lap	Lap Time	T1	T2	T3	T4	Speed	Lap	Lap Time	T1	T2	T3	T4	Speed
13	1'44.926	24.845	27.821	24.681	27.579	154.0	4	2'15.378	53.681	29.100	24.836	27.761	151.9
14	1'45.274	24.745	27.814	24.905	27.810	153.0	5	1'48.449	25.982	28.949	25.549	27.969	151.4
15	1'45.450	24.913	27.891	24.686	27.960	154.7	6	1'47.170	25.471	28.196	25.504	27.999	150.7
<b>21st 61 Marco SERRAO</b> Team Serrao SWI							7	1'46.599	25.351	28.437	24.992	27.819	149.8
1	1'56.523	30.491	30.741	26.541	28.750		8	1'46.621	25.330	28.350	24.874	28.067	150.5
2	1'51.005	26.246	29.907	26.171	28.681	150.3	9	1'47.103	25.099	28.602	24.782	28.620	152.6
3	1'46.227	25.417	28.016	24.683	28.111	151.3	10	1'47.199	25.305	28.410	25.539	27.945	149.9
4	1'46.031	25.593	28.132	24.512	27.794	148.0	11	1'46.726	25.162	28.538	24.917	28.109	149.7
5	1'46.924	25.384	28.220	25.265	28.055	149.3	12	1'46.687	25.335	28.178	24.819	28.355	148.0
6	1'46.874	25.526	28.070	25.009	28.269	149.1	13	1'46.989	25.406	28.179	25.280	28.124	147.9
7	1'46.821	25.696	28.200	24.935	27.990	146.3	14	1'46.827	25.286	28.435	24.990	28.116	149.3
8	1'48.006	25.650	28.352	25.570	28.434	146.9	15	1'48.119	25.340	28.357	25.900	28.522	149.6
9	1'47.307	25.628	28.543	25.235	27.901	148.7	<b>25th 26 Daniel GEBHARDT</b> ADAC Team Nordbay GER						
10	1'46.765	25.426	28.347	24.995	27.997	146.9	1	1'58.190	30.613	31.698	26.661	29.218	
11	1'46.805	25.617	28.062	24.923	28.203	145.0	2	1'50.674	26.393	29.488	25.812	28.981	155.5
12	1'45.907	25.468	27.914	24.717	27.808	149.2	3	1'51.150	26.432	29.770	25.092	29.856	153.7
13	1'46.492	25.332	28.014	25.048	28.098	147.2	4	1'50.412	26.648	29.176	25.471	29.117	153.1
14	1'46.597	25.610	27.915	25.103	27.969	146.0	5	1'51.399	26.422	29.823	26.526	28.628	151.0
15	1'47.162	25.662	28.312	25.253	27.935	148.2	6	1'49.284	25.729	29.033	25.735	28.787	151.2
<b>22nd 21 Dirk FUHRMANN</b> WSC-Neuss Racing T GER							7	1'49.289	25.922	29.106	25.577	28.684	150.4
1	1'54.943	29.809	30.901	25.286	28.947		8	1'51.151	26.376	29.244	25.978	29.553	149.9
2	1'49.445	26.401	28.898	25.464	28.682	144.3	9	1'49.525	26.100	29.106	25.285	29.034	149.8
3	1'47.383	25.809	28.513	24.816	28.245	147.1	10	1'48.367	25.936	29.138	24.965	28.328	151.5
4	1'47.476	25.728	28.345	24.761	28.642	147.5	11	1'50.239	26.028	28.994	25.898	29.319	150.8
5	1'47.345	25.762	28.114	25.282	28.187	147.4	12	1'48.995	25.840	29.014	25.379	28.762	151.2
6	1'47.274	25.486	28.148	25.215	28.425	148.5	13	1'47.784	25.529	29.013	25.093	28.149	151.4
7	1'46.641	25.662	28.258	24.684	28.037	146.4	14	1'48.426	26.129	28.736	25.167	28.394	150.5
8	1'47.743	25.310	28.412	25.816	28.205	148.6	<b>26th 28 Michael WAWRZYNI</b> Motorsport Club Augs GER						
9	1'47.122	25.593	28.513	24.997	28.019	146.0	1	1'59.742	31.721	31.546	26.368	30.107	
10	1'47.076	25.427	28.409	24.903	28.337	145.8	2	1'51.011	27.111	29.336	25.851	28.713	145.7
11	1'46.564	25.973	27.973	24.804	27.814	142.7	3	1'49.754	26.356	29.492	25.360	28.546	146.9
12	1'46.107	25.458	28.048	24.770	27.831	146.9	4	1'50.322	26.509	29.134	25.475	29.204	149.4
13	1'46.704	25.254	28.084	25.287	28.079	146.6	5	1'52.128	26.284	29.836	26.513	29.495	149.0
14	1'46.323	25.272	27.986	25.069	27.996	150.0	6	1'50.278	26.773	29.325	25.387	28.793	149.1
15	1'47.353	25.654	28.309	25.136	28.254	147.0	7	1'49.229	25.880	28.970	25.454	28.925	153.7
<b>23rd 25 Patrik ZUPANCIC</b> ADAC Pfalz e.V./Tea GER							8	1'49.825	26.562	29.012	25.264	28.987	145.8
1	1'52.636	29.705	29.476	24.653	28.802		9	1'49.358	26.039	29.014	25.422	28.883	148.2
2	1'47.110	25.914	28.631	24.151	28.414	154.2	10	1'48.374	26.181	28.581	24.843	28.769	146.9
3	1'47.376	25.705	28.436	24.977	28.258	154.7	11	1'49.658	25.889	28.707	26.054	29.008	149.1
4	1'47.598	26.015	28.431	24.982	28.170	151.6	12	1'49.235	26.066	29.398	25.069	28.702	147.1
5	1'47.250	25.835	28.419	24.793	28.203	150.4	13	1'48.483	25.987	28.796	25.063	28.637	151.7
6	1'46.590	25.850	28.238	24.525	27.977	152.8	14	1'48.017	26.101	28.609	24.924	28.383	147.4
7	1'47.443	25.656	28.411	24.945	28.431	152.4	<b>27th 81 Toni THURMAYER</b> ADAC Team Nordbay GER						
8	1'47.913	26.042	28.638	25.076	28.157	151.2	1	1'57.296	29.579	31.223	26.738	29.756	111.4
9	1'47.713	25.946	28.571	24.975	28.221	151.0	2	1'51.524	26.316	29.902	25.599	29.707	152.5
10	1'48.468	26.437	28.404	25.073	28.554	149.2	3	1'50.981	26.195	29.603	25.497	29.686	150.6
11	1'49.021	26.161	28.952	25.531	28.377	146.9	4	1'50.520	26.499	29.298	25.354	29.369	147.4
12	1'46.852	25.977	28.407	24.458	28.010	150.3	5	1'51.972	26.048	29.993	26.541	29.390	147.8
13	1'47.113	25.604	28.535	24.895	28.079	151.8	6	1'50.199	26.128	29.241	25.662	29.168	148.8
14	1'46.776	25.846	28.194	24.640	28.096	148.9	7	1'50.091	26.177	29.016	25.516	29.382	148.1
15	1'47.140	25.718	28.441	24.590	28.391	150.1	8	1'49.433	26.135	29.123	25.269	28.906	147.8
<b>24th 53 Adrien PITTET</b> TKR Junior Team SWI							9	1'48.713	25.956	29.123	25.043	28.591	147.4
1	1'55.431	30.395	30.724	26.081	28.231		10	1'48.918	25.973	28.894	25.440	28.611	146.1
2	1'47.680	25.363	28.380	25.795	28.142	155.2	11	1'49.562	25.511	28.933	26.189	28.929	151.8
3	1'46.477	25.383	28.438	24.950	27.706	149.9	12	1'49.525	26.136	29.002	25.447	28.940	146.9
							13	1'49.701	25.955	28.831	25.917	28.998	150.3
							14	1'49.123	26.139	29.024	25.165	28.795	149.1

Fastest Lap:

1'41.990 24.335 27.099 23.697 26.859

DORNA DATA PROCESSING TIMING SERVICE DORNA DATA PROCESSING TIMING SERVICE DORNA DATA PROCESSING TIMING SERVICE DORNA DATA PROCESSING TIMING SERVICE DORNA DATA PROCESSING TIMING SERVICE DORNA DATA PROCESSING TIMING SERVICE DORNA DATA PROCESSING TIMING SERVICE DORNA DATA PROCESSING TIMING SERVICE DORNA DATA PROCESSING TIMING SERVICE DORNA DATA PROCCESSS

## Race

## Junior

Lap	Lap Time	T1	T2	T3	T4	Speed	Lap	Lap Time	T1	T2	T3	T4	Speed	
<b>28th</b>	<b>55</b>	<b>Endri PIIRSALU</b>					EST	10	<b>1'53.044</b>	27.179	30.087	26.483	29.295	144.8
							11	<b>1'52.674</b>	26.583	29.914	26.688	29.489	146.9	
							12	<b>1'53.272</b>	26.881	30.243	26.718	29.430	146.2	
1	<b>1'57.607</b>	30.712	30.759	27.036	29.100		13	<b>1'53.164</b>	26.470	30.123	27.201	29.370	146.0	
2	<b>1'50.780</b>	26.144	29.946	25.638	29.052	148.3	14	<b>1'54.826</b>	26.555	30.460	27.715	30.096	146.4	
3	<b>1'50.880</b>	26.876	29.178	25.505	29.321	144.9	<b>32nd 68 Ali BACAKSIZ</b>						TUR	
4	<b>1'51.551</b>	26.224	29.075	26.586	29.666	142.2	1	<b>2'01.338</b>	32.908	31.579	26.963	29.888		
5	<b>1'52.303</b>	26.701	29.761	26.951	28.890	145.7	2	<b>1'52.923</b>	27.038	29.712	26.309	29.864	144.4	
6	<b>1'49.706</b>	25.965	29.116	25.522	29.103	151.8	3	<b>1'54.893</b>	26.903	29.868	27.861	30.261	142.7	
7	<b>1'50.480</b>	26.104	28.927	26.488	28.961	147.7	4	<b>1'54.325</b>	26.923	29.812	27.351	30.239	141.3	
8	<b>1'49.875</b>	26.115	28.800	25.629	29.331	145.3	5	<b>1'53.528</b>	26.593	30.086	27.238	29.611	143.2	
9	<b>1'48.753</b>	26.087	28.785	25.222	28.659	143.6	6	<b>1'53.314</b>	26.414	29.504	27.203	30.193	144.2	
10	<b>1'48.344</b>	26.048	28.687	25.139	28.470	146.5	7	<b>1'53.938</b>	26.816	30.253	27.145	29.724	142.2	
11	<b>1'50.701</b>	25.844	28.607	26.803	29.447	148.0	8	<b>1'53.581</b>	26.308	30.128	27.144	30.001	143.9	
12	<b>1'48.559</b>	26.041	28.400	25.187	28.931	144.4	9	<b>1'53.470</b>	26.821	29.672	26.567	30.410	141.5	
13	<b>1'48.783</b>	25.724	28.944	25.382	28.733	147.5	10	<b>1'52.023</b>	26.306	29.848	26.282	29.587	145.7	
14	<b>1'49.501</b>	25.834	28.925	25.944	28.798	145.4	11	<b>1'53.913</b>	26.342	30.139	27.771	29.661	144.2	
<b>29th 59 Ricardo VAN DUIJN</b> TheDune Racing NED							12	<b>1'53.550</b>	26.759	29.831	27.480	29.480	144.0	
1	<b>1'55.338</b>	30.019	30.888	26.072	28.359	113.5	13	<b>1'54.501</b>	27.132	30.099	27.764	29.506	141.5	
2	<b>1'49.830</b>	25.875	29.555	25.735	28.665	158.2	14	<b>1'54.193</b>	27.019	30.597	27.238	29.339	142.8	
3	<b>1'49.172</b>	25.660	28.929	25.521	29.062	157.3	<b>33rd 52 Nastassja RUSSO</b> Vector Racing Team RUS							
4	<b>1'48.382</b>	25.514	28.950	25.520	28.398	158.9	1	<b>2'00.228</b>	31.557	31.502	27.396	29.773	114.8	
5	<b>1'49.826</b>	25.652	29.220	26.652	28.302	156.5	2	<b>1'54.024</b>	26.366	30.008	27.426	30.224	155.0	
6	<b>1'49.533</b>	25.865	29.183	25.967	28.518	156.7	3	<b>1'54.729</b>	26.576	29.958	27.671	30.524	149.8	
7	<b>1'49.547</b>	25.826	29.147	26.203	28.371	154.6	4	<b>1'54.197</b>	26.865	29.674	27.362	30.296	150.4	
8	<b>1'52.496</b>	26.964	29.541	27.179	28.812	155.0	5	<b>1'53.642</b>	26.484	30.174	27.263	29.721	151.7	
9	<b>1'50.116</b>	26.518	29.119	25.707	28.772	153.5	6	<b>1'53.355</b>	26.178	29.677	27.190	30.310	153.2	
10	<b>1'50.653</b>	25.861	29.142	27.179	28.471	152.4	7	<b>1'53.080</b>	26.124	30.132	26.927	29.897	151.5	
11	<b>1'49.893</b>	25.782	29.180	26.285	28.646	153.2	8	<b>1'52.549</b>	26.059	29.430	26.996	30.064	150.8	
12	<b>1'49.718</b>	25.870	29.328	26.031	28.489	152.3	9	<b>1'52.762</b>	26.126	29.639	27.291	29.706	149.5	
13	<b>1'50.040</b>	25.794	29.395	26.289	28.562	154.9	10	<b>1'53.971</b>	25.914	30.699	27.700	29.658	151.6	
14	<b>1'53.322</b>	29.783	30.295	25.300	27.944	153.2	11	<b>1'54.473</b>	26.470	30.524	27.487	29.992	152.4	
<b>30th 23 Tim STADTMÜLLE</b> ADAC Württemberg e GER							12	<b>1'53.619</b>	26.769	29.855	27.222	29.773	152.5	
1	<b>1'56.384</b>	30.208	30.837	26.216	29.123	110.8	13	<b>1'54.961</b>	27.024	30.122	27.709	30.106	151.2	
2	<b>1'51.015</b>	26.305	29.917	26.112	28.681	152.8	14	<b>1'54.462</b>	26.504	30.101	27.802	30.055	152.2	
3	<b>1'50.726</b>	26.129	29.838	25.945	28.814	150.1	<b>34th 27 Florian NEUBAUER</b> ADAC GER							
4	<b>1'51.398</b>	26.490	29.808	26.047	29.053	148.8	1	<b>2'04.695</b>	33.841	33.002	27.254	30.598	110.1	
5	<b>1'53.104</b>	26.636	30.341	26.523	29.604	147.9	2	<b>1'58.041</b>	28.131	30.682	28.166	31.062	144.5	
6	<b>1'50.292</b>	26.736	29.557	25.337	28.662	149.9	3	<b>1'58.731</b>	28.804	31.283	27.489	31.155	143.5	
7	<b>1'50.596</b>	26.512	29.200	25.815	29.069	149.0	4	<b>1'58.052</b>	28.382	31.268	27.077	31.325	142.9	
8	<b>1'51.118</b>	26.718	29.520	26.176	28.704	149.3	5	<b>1'59.078</b>	27.800	30.801	29.988	30.489	143.0	
9	<b>1'50.589</b>	26.056	29.771	25.863	28.899	150.9	6	<b>1'57.117</b>	28.096	30.706	27.285	31.030	143.8	
10	<b>1'51.701</b>	26.451	29.927	26.077	29.246	148.2	7	<b>1'57.429</b>	28.701	31.073	27.012	30.643	142.9	
11	<b>1'52.969</b>	26.645	29.901	26.955	29.468	147.6	8	<b>1'57.070</b>	28.308	30.907	27.046	30.809	144.5	
12	<b>1'56.804</b>	28.436	31.950	26.752	29.666	145.7	9	<b>1'56.876</b>	28.198	31.446	27.092	30.140	142.9	
13	<b>1'53.050</b>	26.731	30.737	26.218	29.364	146.5	10	<b>1'59.391</b>	30.355	30.744	27.844	30.448	143.1	
14	<b>1'53.009</b>	26.949	30.534	26.271	29.255	147.8	11	<b>1'55.959</b>	27.454	31.008	26.874	30.623	145.6	
<b>31st 51 Nina RUSSO</b> Vector Racing Team RUS							12	<b>1'56.649</b>	28.342	30.862	26.920	30.525	144.7	
1	<b>2'01.074</b>	32.288	31.921	27.166	29.699		13	<b>1'55.411</b>	27.904	30.274	26.867	30.366	143.9	
2	<b>1'55.259</b>	27.452	30.603	27.050	30.154	148.9	14	<b>1'54.872</b>	27.832	30.052	26.816	30.172	141.8	
3	<b>1'53.166</b>	27.209	29.820	26.398	29.739	146.4	<b>35th 30 Kathi SCHWARTZ</b> ADAC Sport Team Sü GER							
4	<b>1'54.373</b>	27.430	29.671	27.130	30.142	145.4	1	<b>2'07.570</b>	33.586	34.058	27.935	31.991	112.1	
5	<b>1'53.470</b>	26.977	29.866	27.131	29.496	146.8	2	<b>2'02.878</b>	29.308	33.099	28.833	31.638	145.7	
6	<b>1'53.059</b>	26.870	29.396	26.965	29.828	148.3	3	<b>2'01.197</b>	29.210	32.534	28.098	31.355	144.5	
7	<b>1'53.010</b>	26.524	30.312	26.659	29.515	146.0	4	<b>1'59.777</b>	28.423	32.640	27.778	30.936	145.0	
8	<b>1'53.304</b>	26.824	30.221	26.596	29.663	145.8								
9	<b>1'55.264</b>	26.667	30.388	26.922	31.287	145.5								

Fastest Lap:

1'41.990 24.335 27.099 23.697 26.859

DORNA DATA PROCESSING TIMING SERVICE DORNA DATA PROCESSING TIMING SERVICE DORNA DATA PROCESSING TIMING SERVICE DORNA DATA PROCESSING TIMING SERVICE DORNA DATA PROCESSING TIMING SERVICE DORNA DATA PROCESSING TIMING SERVICE DORNA DATA PROCESSING TIMING SERVICE DORNA DATA PROCESSING TIMING SERVICE DORNA DATA PROCCESSS

## Race

## Junior

Lap	Lap Time	T1	T2	T3	T4	Speed	Lap	Lap Time	T1	T2	T3	T4	Speed
5	<b>1'59.162</b>	28.672	31.903	27.713	30.874	145.1	5	<b>1'45.796</b>	25.039	28.008	24.323	28.426	158.1
6	<b>2'00.210</b>	28.511	32.644	27.933	31.122	145.2	6	<b>1'45.669</b>	25.613	28.104	24.100	27.852	157.4
7	<b>1'59.592</b>	28.443	32.381	28.098	30.670	144.7	7	<b>1'46.026</b>	24.843	28.141	25.133	27.909	157.5
8	<b>1'59.438</b>	28.583	32.262	28.205	30.388	145.4		unfinished	25.373	28.194			151.0
9	<b>1'59.885</b>	28.191	32.570	28.030	31.094	147.0							
10	<b>2'00.580</b>	28.585	32.274	28.906	30.815	144.8							
11	<b>2'00.616</b>	28.409	32.522	28.181	31.504	144.5							
12	<b>1'59.673</b>	28.511	32.428	28.227	30.507	147.2							
13	<b>1'58.507</b>	28.153	31.801	27.684	30.869	146.1							

**36th 56 Mikael SAUSER** Team Mik Sauser SWI

1	<b>1'51.886</b>	29.466	29.562	24.794	28.064	
2	<b>1'47.792</b>	25.684	28.739	24.570	28.799	161.0
3	<b>1'45.672</b>	25.427	27.909	24.162	28.174	157.8
4	<b>1'45.738</b>	25.294	27.909	24.643	27.892	158.3
5	<b>1'46.298</b>	25.274	28.365	24.508	28.151	159.1
6	<b>1'46.827</b>	25.646	28.612	24.798	27.771	151.9
7	<b>1'46.342</b>	25.005	28.441	24.712	28.184	158.3
8	<b>1'47.177</b>	25.856	28.278	24.966	28.077	152.8
9	<b>1'45.716</b>	25.304	28.139	24.591	27.682	153.5
10	<b>1'45.630</b>	25.243	27.821	24.407	28.159	153.0
	unfinished	26.020	28.266			153.4

**37th 64 Jeffrey JANSEN** NED

1	<b>1'52.151</b>	29.834	29.654	24.675	27.988	
2	<b>1'47.149</b>	25.470	28.881	24.639	28.159	153.5
3	<b>1'45.650</b>	25.959	27.857	24.252	27.582	149.8
4	<b>1'46.474</b>	25.339	28.338	25.037	27.760	151.7
5	<b>1'46.448</b>	25.242	28.229	25.050	27.927	150.5
6	<b>1'47.540</b>	25.693	28.472	24.918	28.457	148.5
7	<b>1'46.850</b>	25.005	27.855	24.832	29.158	151.6
8	<b>1'53.606</b> P	27.434	27.764	25.450	32.958	125.6

**38th 67 Michel EIGENMANN** SWI

1	<b>1'51.932</b>	29.170	29.648	25.068	28.046	
2	<b>1'46.880</b>	25.569	28.692	24.806	27.813	154.3
3	<b>1'45.514</b>	25.198	28.234	24.538	27.544	153.6
4	<b>1'44.614</b>	24.962	28.020	24.122	27.510	154.1
5	<b>1'45.131</b>	25.247	28.114	24.268	27.502	155.7
6	<b>1'45.077</b>	25.016	28.210	23.837	28.014	154.7
7	<b>1'46.580</b>	25.160	27.798	25.020	28.602	153.5
8	<b>2'21.040</b> P	43.669	33.693	28.600	35.078	156.0

**39th 65 Alex RADMAN** CRO

1	<b>1'50.226</b>	28.244	29.564	24.619	27.799	
2	<b>1'46.117</b>	25.414	28.303	24.602	27.798	156.0
3	<b>1'46.171</b>	25.176	28.463	24.580	27.952	151.8
4	<b>1'44.550</b>	25.004	28.270	23.948	27.328	153.0
5	<b>1'45.797</b>	24.999	28.048	24.408	28.342	156.8
6	<b>1'46.276</b>	25.354	28.100	24.298	28.524	156.5
7	<b>1'46.018</b>	24.830	28.059	24.972	28.157	155.2
8	<b>2'33.454</b> P	55.372	33.338	27.572	37.172	157.7

**40th 3 Fabio FRANKENBE** ADAC Team Nordbay GER

1	<b>1'51.256</b>	28.746	29.605	24.502	28.403	
2	<b>1'46.021</b>	25.590	28.459	24.435	27.537	156.7
3	<b>1'45.281</b>	25.009	28.039	24.654	27.579	156.6
4	<b>1'44.685</b>	25.233	28.355	23.936	27.161	152.9

**41st 4 Nico TIETZE** ADAC Team Sachsen GER

1	<b>1'50.783</b>	28.020	29.670	24.633	28.460	
2	<b>1'47.206</b>	25.847	28.570	24.904	27.885	158.4
3	<b>1'45.933</b>	25.262	28.489	24.605	27.577	158.2
4	<b>1'45.087</b>	25.013	28.329	24.318	27.427	158.4
5	<b>1'45.417</b>	24.940	28.261	24.422	27.794	160.1
6	<b>1'45.126</b>	25.006	28.601	24.133	27.386	155.9
7	<b>1'45.812</b>	25.139	27.836	24.637	28.200	158.4

**42nd 22 Susi STEIBL** ADAC Team Nordbay GER

1	<b>1'58.985</b>	31.044	31.479	26.748	29.714	115.2
2	<b>1'52.230</b>	26.875	29.488	26.465	29.402	149.0
3	<b>1'49.686</b>	26.719	28.907	25.500	28.560	148.4
4	<b>1'50.197</b>	26.731	28.952	25.400	29.114	149.6
5	<b>1'51.614</b>	26.306	29.709	26.585	29.014	149.2
6	<b>1'49.910</b>	26.158	28.953	25.747	29.052	147.9
	unfinished	25.839				149.9

**43rd 9 Sophie BRÜCKNER** ADAC Sachsen e.V. GER

1	<b>1'49.665</b>	28.029	29.345	24.079	28.212	
	unfinished	24.929	27.800			159.7

**44th 29 Daniel FRENZEL** ADAC Sachsen e.V. GER

1	<b>1'49.704</b>	27.194	29.716	24.305	28.489	
	unfinished	25.145	27.880			155.5

Fastest Lap:

**1'41.990** 24.335 27.099 23.697 26.859

DORNA DATA PROCESSING TIMING SERVICE DORNA DATA PROCESSING TIMING SERVICE DORNA DATA PROCESSING TIMING SERVICE DORNA DATA PROCESSING TIMING SERVICE DORNA DATA PROCESSING TIMING SERVICE DORNA DATA PROCESSING TIMING SERVICE DORNA DATA PROCCESSIONS











